

GEO. W. SMITH.
Manufacturing
Homeopathic * Pharmaris
CINCINNATI, O.


NATIONAL LIBRARY OF MEDICINE
Bethesda, Maryland

Gift of
The National Center for Homeopathy



LIL
O.
NATIONAL CENTER FOR
HOMOEOPATHY

*The
Maesimund
Banning
Panos
Library*



Gift of

LIBRARY
OF THE
NATIONAL CENTER FOR
HOMOEOPATHY

S. M. Garrison



THE

LIBRARY
OF THE
NATIONAL CENTER FOR
HOMOEOPATHY

TWELVE TISSUE REMEDIES

OF

SCHÜSSLER,

COMPRISING THE THEORY, THERAPEUTICAL APPLICATION,
MATERIA MEDICA, AND A COMPLETE REPERTORY
OF THESE REMEDIES.

ARRANGED AND COMPILED BY

WILLIAM BOERICKE, M.D.,

*Professor of Materia Medica and Therapeutics in the Hahnemann Medical College
of San Francisco, Editor of the California Homœopath, Member of the
California State Homœopathic Medical Society, American
Institute of Homœopathy, etc.,*

AND

WILLIS A. DEWEY, M.D.,

*Professor of Anatomy in the Hahnemann Medical College of San Francisco,
late House-Surgeon at Ward's Island Homœopathic Hospital, Member
of California State Homœopathic Medical Society, etc.*

PHILADELPHIA :


F. E. BOERICKE,

HAHNEMANN PUBLISHING HOUSE,

1888.

WBK
B672t
1888

Copyright, 1888, by F. E. Boericke.



Preface.

THE following treatise on the Twelve Tissue Remedies contains all that Schüssler himself wrote on the subject, and embodies as well the whole published experience of the homœopathic school in their use, beside much original matter from some of our homœopathic practitioners now published for the first time. Our aim has been to give to the profession a complete work on the subject, because we recognize the great value and importance of the Tissue Remedies, and in doing this our work necessarily was one mostly of compilation and arrangement. Every available source from the whole of our journalistic literature and Society proceedings has been made to pay tribute to us, and however imperfect, fragmentary and crude the present work is, we know that it is *complete*, so far as present circumstances will permit.

We believe that the only hope for the future development of these magnificent remedies lies in their study, mainly according to the method of Homœopathy, that they should all be as carefully proven as *Natrum mur.* and *Silicea* already are, and that the results of such provings alone will furnish the most accurate indications for their therapeutical uses. Only by careful provings will the permanency of these remedies be secured, and they themselves be preserved from the possible fate of so many newly introduced remedies.

Thorough and systematic proving of drugs on the healthy is the one *true* method for the development of our Materia

Medica, but this from its very excellence is a thing of slow growth, and the temptation could not be resisted to seek other and shorter methods, always more or less questionable, but sometimes yielding admirable results. The most important of such deviations from the strictly classical method of proving on the healthy, was the acceptance of Clinical Symptoms; used cautiously, this source can be of inestimable value, as much of our clinical experience proves.

Why may not the same results follow, by accepting tentatively, and for the time, Schüssler's theories of the respective spheres of actions of his remedies, and the indications based thereon, which, to say the least, are bold and often brilliant recommendations for their employment in disease.

Here, in the absence of regular provings of them, we can avail ourselves of this source and enrich our *Materia Medica* with some remedies that will compare favorably with many polycrests.

Whatever opposition there may be in our ranks to Schüssler's methods, because it is not pure homœopathic practice, we believe, would speedily disappear, if all critics could join in proving and confirming these valuable remedies, introduced first to American Homœopathy by our own Hering, who surely could not be accused of fathering and furthering any thing absolutely mongrel and detrimental to the best interests of our school.

We do not sympathize with the attempt of Schüssler and a few others, to look upon the Tissue Remedies as being sufficient for all purposes—provings alone can verify this; for the present we think with Dr. J. C. Morgan, that Schüssler throws away a great and necessary compliment to his *Materia Medica* in discarding all organic drugs, as *Bellad.*, *Hyosc.*, *Acon.*, etc., which really make the Tissue Remedies more valuable, acting as the opposite blade of the scissors; without these, they would

often remain incomplete in curative action and might be blamed for the inevitable. We, therefore, have included in our study of the *Materia Medica* the homœopathic relationship, at present merely suggestive, but a department which, we hope, will be greatly enlarged at some future time.

To those who, by kind encouragement and contributions of clinical cases and observations have given us valuable assistance in the preparation of the present volume, we desire to express our gratitude and indebtedness, prominent among whom are Prof. Samuel Lilienthal, who kindly placed his valuable library at our disposal, Profs. J. C. Morgan, S. Powell Burdick, C. B. Currier, Henry C. Houghton, William E. Leonard, and Drs. Horace F. Ivins, C. E. Fisher, A. P. Davis, J. E. Nicholson, G. H. Martin, of Honolulu, and many others whose names are mentioned throughout the work.

WILLIAM BOERICKE, M.D.

W. A. DEWEY, M.D.

San Francisco, Jan. 2, 1888.




Table of Contents.

I.

GENERAL INTRODUCTION, HISTORY, THE THEORY, HEALTH AND DISEASE,
DOSE, BISCHEMIC AND HOMŒOPATHIC RELATIONSHIP, ETC.

II.


MATERIA MEDICA OF THE TWELVE TISSUE REMEDIES, SYMPTOMS, COMMON
NAME, CHEMICAL DATA, PREPARATION, PHYSIOLOGICO-CHEMICAL
DATA, GENERAL ACTION, CHARACTERISTIC INDICATIONS, HOMŒO-
PATHIC DATA, ADMINISTRATION, RELATIONSHIP, ETC.

III.

THERAPEUTICAL APPLICATION OF THE TWELVE TISSUE REMEDIES COM-
PRISING INDICATIONS AND CLINICAL CASES, ALPHABETICALLY AR-
RANGED.

IV.

REPERTORY OF THE TWELVE TISSUE REMEDIES, ARRANGED UPON A PATHO-
LOGICO-ANATOMICAL BASIS.



PART I.

Introduction to the Theory and General Sketch of the Twelve Tissue Remedies.

HISTORY OF THE TISSUE REMEDIES.

In 1832 we find the following written in Stapf's *Archiv*: "All the essential component parts of the human body are great remedies." And again, in the same journal, in 1846: "All constituents of the human body act on such organs principally where they have a function. All fulfil their functions when they are the cause of symptoms."

Later we find Grauvogl, in his *Text Book*, taking some notice of these remarks and amplifying them, but it remained for Dr. Schüssler, of Oldenburg, Germany, to develop these suggestions and make the idea foreshadowed in them the basis of a "new system." It was in March, 1873, that he appeared in an article entitled "*A Shortened Homœopathic Therapeutics*," published in the Leipzig *Homœopathic Gazette*, in which he says: "About a year ago I intended to find out by experiments on the sick if it were not possible to heal them, provided their diseases were curable at all, with some substances that are the natural, *i. e.*, physiological function-remedies." Of this very promising communication of Dr. Schüssler no notice seems to have been taken, until some five months later, Dr. Lorbacher, of Leipzig, came out in the same journal with some critical considerations. This was followed by a reply from Schüssler which ran through seven numbers, giving a more detailed account of his "Abridged System of Homœo-

pathic Therapeutics," the important features of which appear in the following pages.

The original communication by Schüssler to the German journal was translated into English and first published in the *Medical Investigator*, May, 1873, and soon afterwards appeared a small edition, by Dr. C. Hering, on the Twelve Tissue Remedies, "recommended for investigation" by this great teacher of our school. Several editions were published in rapid succession, from which this historical sketch is mainly derived, and following these appeared the translation of the 12th German edition, by J. T. O'Connor, M.D., and one by M. Docetti Walker, considerably enlarged by the addition of an appendix popularizing the Biochemic Method.

The present wide adoption of the Tissue Remedies in the treatment of disease may thus be seen to be the growth of the seed sown on homœopathic ground as early as 1832, although favoring development was not received until Schüssler brought to it a wonderful impetus by bringing physiological and pathological facts in direct relation with his therapeutic procedure.

GENERAL THEORY.

The idea upon which the Biochemic method is based, is the physiological fact that both the structure and vitality of the organs of the body are dependent upon certain necessary quantities and apportionment of its inorganic constituents, which are those that remain after combustion of the tissues—its ashes.

These are in a very real sense the material basis of the organs and tissues of the body, and are absolutely essential to their integrity of structure and functional activity. According to Schüssler's theory, any disturbance in the molecular motion of these cell salts in living tissues constituting disease can be rectified and the requisite equilibrium re-established by administering the same mineral salts in small quantities. This is supposed to be brought about by virtue of the operation of chemical affinity in the domain of histology, and hence this

therapeutic procedure is styled by Schüssler the Biochemic method, and stress is laid on the fact that it is in supposed harmony with well-known facts and laws in physiological chemistry and allied sciences.

It is the blood that contains the material for every tissue of the body, that supplies nutriment to every organ, enabling it to perform its individual function; it is, indeed, a microcosm, able to supply every possible want to the animal economy.

TISSUE BUILDING.

It does this by transudation of a portion of its plasma into the surrounding tissues through the capillary walls. This pabulum is a material *sui generis*, called irritable matter or protoplasm, and is the only living matter, and is universally diffused throughout the organism, of which it constitutes about one-fifth, the remaining four-fifths being organized and therefore dead matter. In its physical character it is nitrogenous, pulpy, structureless, semi-fluid, translucent, homogeneous, similar to that of the ganglionic nerves and to the gray, nervous matter. In this transuded fluid appear fine granules, these unite to form germs, from which again cells develop. By the union of these cells are formed the tissues of every kind needed for the upbuilding of the whole organism. Two kinds of substances are needed in this process of tissue building, and both are found in the blood, namely: the organic and the inorganic constituents. Among the former are the sugar, fat and albuminous substances of the blood, serving as the physical basis of the tissues, while the water and salts, namely, potash, lime, silica, iron, magnesium and sodium, form the inorganic substances, which are believed to determine the particular kind of cell to be built up. Other salts may from time to time be found, but these, however, constitute those constantly present. Wherever, then, in the animal organism new cells are to be generated and formed, there must be present, in sufficient quantity and proper relation, both these organic and inorganic substances; by their presence in the blood, all the organs, viscera and tissues in the body are first formed, fixed and made

permanent in their functions, and a disturbance here necessitates disturbed function.

INORGANIC CONSTITUENTS OF CELLS.

The inorganic materials of nerve cells are Magnes. phos., Kali phos., Natrum and Ferrum. Muscle cells contain the same, with the addition of Kali mur. Connective tissue cells have for their specific substance Silicea, while that of the elastic tissue cells is probably Calc. fluor. In bone cells we have Calc. fluor. and Magnes. phos., and a large proportion of Calc. phos. This latter is found in small quantities in the cells of muscle, nerve, brain and connective tissue. Cartilage and mucous cells have for their specific inorganic material Natr. mur., which occurs also in all solid and fluid parts of the body. Hair and the crystalline lens contain, among other inorganic substances, also Ferrum. The carbonates as such, are, according to Moleschott, without any influence in the process of cell formation.

FORMATION OF TISSUE CELLS.

The oxygen of the air upon reaching the tissues through the blood by means of the respiration, acts upon the organic substances which are to enter into the formation of new cells. The products of this action are the organic materials which form the physical basis of muscle, nerve, connective tissue and mucous substance; each of these substances is the basis of a particular group of cells, to which, by means of chemical affinity, the above-mentioned cell salts are united, and thus new cells are produced. With the production of new cells there occurs at the same time a destruction of the old ones, resulting from the action of oxygen on the organic substances forming the basis of these cells. This oxidation has, as a consequence, a breaking down of the cells themselves.

The ultimate results of this combustion of the organic substances are the formation of urea, uric, sulphuric, phosphoric, lactic and carbonic acids, and also water. Some intermediate members of the series, as for instance, hypoxanthin, acetic and butyric acids, etc., need not be mentioned with this therapeu-

tical method, because, so far as our present knowledge of them extends, they play a very subordinate role. Urea, uric acid and sulphuric acid are the result of the oxidation of the albuminous substances, while phosphoric acid is produced by the oxidation of lecithin contained in the nervous tissue, brain, spinal cord and blood corpuscles. Lactic acid results from the fermentation of milk-sugar and finally breaks down into carbonic acid and water. Sulphuric and phosphoric acids unite with the bases of the carbonates, forming sulphates and phosphates, and set free carbonic acid.

Uric acid unites with sodium, forming sodium urate, which, being of no use to the animal economy, is eliminated from the system, while partial failure of this, and its accumulation in the neighborhood of joints gives rise to gout. Sodium sulphate removes the water resulting from the oxidation of the organic substances of the body, in which are suspended or dissolved the mineral matters set free in the retrograde cell metamorphosis as well as the newly formed organic substances, such as urea, uric acid, etc.

Disturbance of the function of the molecules of sodium sulphate may be followed, according to its duration or extent as well as its location, by a retarded removal of this water of oxidation and its dissolved or suspended matters. This implies a slower tissue change and a consequent liability to diabetes, gout, etc.

It is interesting to note that *Natr. sulph.* and *Natr. mur.* act in opposite ways; for while the former—the sulphate—removes from the tissues the water, according to the process just described, the muriate—the common salt—enters the tissues dissolved in the water from the blood plasma, in order that the requisite degree of moisture proper for each tissue may be maintained.

By means of the presence of *Natr. phos.* in the system, lactic acid is decomposed into carbonic acid and water. This salt has the power of holding carbonic acid in combination, fixing it, and does this in the proportion of two parts of carbonic acid to one of the phosphoric acid which it contains. This combination is carried to the lungs and there, by the action of oxygen from the inhaled air, the carbonic acid is set free from

its loose union with *Natr. phos.*, is exhaled and exchanged for oxygen.

The final products of the oxidation of the organic substances are urea, carbonic acid and water. These together with the salts set free, leave the tissues and thereby give place to less fully oxidized organic bodies, which in turn undergo finally the same metamorphosis.

The products of this retrograde tissue change are conveyed through the lymphatics, the connective tissue, and the veins to the gall bladder, lungs, kidneys, bladder and skin, and are thereby removed from the organism with the excretions such as the urine, perspiration, *fæces*, etc.

The importance and dignity of the function of the connective tissue has been established since the researches of Virchow and Von Recklinghausen have led to its closer study and proven its fertile activity. That which formerly seemed only intended as a filling in, or protective covering, appears now as the matrix, in which the minute capillaries carry the plasma from the blood to the tissues and return the same to the blood vessels; and at the same time serves as one of the most important breeding places of young cells, which are capable of developing out of the embryonic latent forms to the most differentiated structures of the body.

HEALTH AND DISEASE.

Health may be considered to be the state characterized by normal cell metamorphosis, thus, when by means of digestion of food and drink taken, recompense is made to the blood for the losses it sustained by furnishing nutritive material to the tissues, when this compensation is supplied in requisite quantities and in proper places, and no disturbance of the motion of the molecules occurs. Under these conditions alone will the building of new cells and the destruction of old ones proceed normally and the elimination of useless materials be furthered.

Disease is the result of a disturbance of the molecular motion of one of the inorganic tissue salts. The cure consists in the restoration of the equilibrium of the molecular motion

by furnishing a minimal dose of the same inorganic substance, since the molecules of the material thus used remedially fill up the gap in the chain of molecules of the affected cell or tissue salt.

DOSE, OR QUANTITY OF TISSUE SALT REQUIRED TO RE-ESTABLISH NORMAL CELL EQUILIBRIUM.

The adaptability of minimal doses to the end in view is in entire harmony with physiological and chemical facts, as may be seen from the following words of Prof. Valentin, the well-known physiologist :

“ Nature works everywhere with an infinite number of small magnitudes, which, whether in homogeneous or heterogeneous aggregations can only be perceived by our relatively obtuse organs of sense when in finite masses. The smallest picture which our eyes perceive proceeds from millions of waves of light ; a granule of salt that we are hardly able to taste contains myriads of groups of atoms which no sentient eye will ever view.”

This fact is also illustrated by the well-known experiments of Prof. Kirchoff and Bunsen with this same substance—common salt—by taking three milligrammes which are blown into a room containing 60 cubic metres of air. In a few minutes sodium lines appear in a flame standing at a considerable distance, which can be distinguished by the unaided eye.

Modern science gives numerous illustrations of the power of infinitesimal quantities. We will refer only to very few ; one is by that most excellent observer Darwin. In his work on *Insectivorous Plants*, he says : “ It is an astonishing fact * * * * that so inconceivably minute a quantity as one 20,000,000 of a grain ” (a much smaller quantity than the 6th decimal trituration, the usual prescribed strength of the tissue remedies) “ of ammonia phosphate should induce changes in a gland, sufficient to cause a motor impulse to be sent down the whole length of the tentacle, this impulse exciting movements through an angle of about 180°.”

Now although the presence of common salt can be per-

ceived by the nerves of taste, even if the crude salt touch the peripheral ends of these nerves, still in such a crude and undiluted form, it is questionable whether the salt can enter and be taken up by the ducts of the neurilemma. For this purpose it seems much more reasonable to suppose that the degree of attenuation attained by the triturations is much more appropriate to meet the want of the required molecules of salt.

Atropin, even when diluted more than a million-fold, produces, according to Reuter, dilatation of the pupil in man and the lower warm-blooded animals.

A litre of milk contains about four milligrammes of iron, and a child nourished upon milk only, receives therewith less than one milligramme of iron at a dose. If four milligrammes represent the daily supply of iron contributed to the nourishment and growth of the child (for it is distributed to all the iron-bearing cells of the organism), how small should be the dose, therapeutically considered, of a salt of iron given to allay a molecular disturbance occurring in a small cell territory, such a disturbance, for instance, as determines the hyperæmia of irritation?

The amount of fluorine contained in milk has as yet not been quantitatively determined; the amount of it in the organism is much less than that of iron. It may be assumed that the amount of fluorine contained in milk is represented by a tenth of a milligramme, therefore one milligramme of calcium fluoride, *pro dosi*, if prescribed as a remedy, would be a large dose.

The dose of a remedy prescribed according to chemical therapeutics had better be too small than too large; for if too small a repetition of it will attain the desired end, but if too large it will fail of reaching the purpose in view.

Large doses of iron, given to cure chlorosis, disorder of the stomach, pass off unused with the fæces, and in most cases leave the disease unaffected.

Hydrochloric acid, when diluted a thousand-fold with water, dissolves with ease at the temperature of the body fibrin and gluten, and this solvent power does not increase, but diminishes, if the proportion of acid in the dilution be increased.—*Liebig's Chemical Letters*, Vol. II, p. 119.

I have used the inorganic cell-salts noted in this essay for

ten years, usually in the sixth* trituration, and with very satisfactory results. For a year I have used the lower triturations with equally good effect—of the potassium and sodium salts the third,* of the others the fourth and fifth.*

The remedies may be prescribed either in dry powder or in solution; if in powder the dose is an amount equal in size to a pea; if in solution a number of drops corresponding to the former. In acute cases I give a dose every two hours; in chronic cases three times a day.

In suitable cases the external use of the remedies is indicated.

RELATIONS OF THE BIOCHEMIC TO THE HOMŒOPATHIC TREATMENT.

Often the question has been asked "Is Schüsslerism Homœopathy?" and it has as often been answered in the affirmative and negative. Schüssler himself claims that it is not in any way related to Homœopathy, and puts Biochemistry forward with an evident desire to become the founder of a new system of medicine.

Others claim with Schüssler that the Tissue Remedies act by supplying deficiencies. This idea, taken literally, seems erroneous; for example: in a disturbance of the molecules of *Natr. mur.*, there is not necessarily a deficiency in the amount of *Natr. mur.* in the body, but rather a lack of continuity in the arrangement of the existing molecules in the body. This salt given as a remedy does not supply a lack or deficiency of salt, as the quantity given is usually too infinitesimal for that purpose, and were this the case, it might be given in quantity with food and drink with the desired effect. The deficiency that it does supply is in the arrangement of the equilibrium of the chain of the *Natr. mur.* molecules in the affected tissues as before explained, thus causing them to functionate properly.

This idea of the action of remedies is not a new one, as any one who has carefully perused the works of that astute observer, Von Grauvogl, can testify. We find here that many of Schüssler's ideas are but a repetition of Grauvogl's put in a somewhat changed light.

* Decimal (Schüssler).

It has always been a question of some dispute as to how our homœopathic remedies act, this question, embracing as it does, the question of infinitesimal doses, is one of the most vital for Homœopathy, and one that even at this day exposes us to the ridicule of our old school brethren.

We advance the hypothesis that Homœopathy and Biochemistry are one and the same, that Biochemistry is a rational explanation of the homœopathic action, as propounded by that law of Hahnemann, *Similia Similibus Curantur!*

The following table shows, as far as analyses have been made, that the twelve tissue salts are a constituent of many of our well-known and proven remedies of the vegetable kingdom:

TABLE.

Ferr. phos.	China, Gelsem., Veratr., Acon., Arnica, Ailan., Anis stel., Phytol., Berb. vulg., Rhus, Asaf. (4.), Viburn. pr. Secale (.25), Graphite (2.74).
Calc. phos.	China, Viburn. pr., Ailan., Phytol., Berb. vulg., Colocynth (2.7), Graphite.
Natr. phos.	Rheum., Ailan., Anis stel., Hamam.
Kali phos.	Pulsat., Baptis., Rhus, Veratr., Epiphigus, Viburn. pr., Digital, Cimicif., Cactus gr., Stramon., Xanth., Ailan., Anis stel., Hamam., Phytol.
Kali mur.	Phytol., Sanguin., Stilling., Pinus c., Asclep., Viburn. pr., Ailan., Anis stel., Hamam., Cimicif.
Natr. mur.	Cedron, Arum tr., Ailan., Anis stel., Hamam., Cimicif. Secale (.50).
Calc. fluor.	Phytol.
Silicea.	Equisetum (nearly 18.2), Cimicif. (4.), Chelidon., Graphite (13.), Secale (.15).
Calc. sulph.	Apocyn., Ailan., Asaf. (6.2).
Natr. sulph.	Apocyn., Iris v., Chamom., Chionanthus, Lycop., Bryon., Podoph., Chelid., Nux vom., Anis stel., Hamam., Cimicif.
Kali sulph.	Pulsat., Hydrast., Myr. cer., Cimicif., Phytol., Viburn. pr., Anis stel., Hamam.
Magnes. phos.	Viburn. op., Bellad., Lobel., Stramon., Viburn. pr., Ailan., Secale (.50), Coloc. (3.), Gelsem., Rhus, Graphite.

The figures in the above table indicate the percentage.

This table is a very incomplete one, as analyses have only been made of a comparatively few of the remedies of the animal and vegetable kingdoms that we use as such, and many of these analyses have been made so crudely as only to note the presence of these salts in them, not giving their proportions. To do this accurately would entail much time and expense. Of course this, to the Allopath, is a question of no moment whatever, but to us, as Homœopaths, who deal with infinitesimals, such an enormous quantity as 18.2 per cent. of Silicea occurring in Equisetum; six per cent. of potash and sodium salts occurring in Hamam.; four per cent. of Silicea in Cimicif.; three per cent. of Magnes. phos. in Coloc., as well as other inorganic constituents in varying quantities, becomes a matter of vital importance. Could we have an *exact* quantitative and proportionate analysis of any one drug from the animal or vegetable kingdom, we could then dissect its symptoms, and tell which belonged to one tissue salt and which to another, and it is highly probable that we, by this means, could explain easily, why the symptoms of one drug are so often found under the pathogenesis of another, why one is characteristic in one drug and only generic in another, when, indeed, it may not rightly belong to either, but to an inorganic tissue salt, a constituent of each drug.

Perhaps the drug of which as complete an analysis has been made as of any, is Phytol. decand. after evaporation and incineration, which removes the organic constituents; there remains 8.4 per cent. of the inorganic, of these 6.8 per cent are soluble and consist mostly of the salts of potash, while the insoluble remainder 1.6 per cent. consist of calcium, iron and silica. If we compare the pathogenesis of Phytol. with the biochemical application of these salts, we shall see a striking and significant analogy. As the largest quantity of the inorganic salts therein contained is potash, we shall find that more symptoms of Phytol. correspond to the Kalis, while a few symptoms correspond to the calcium, iron and silica. The following table illustrates this:

KALI MUR.	KALI PHOS.	KALI SULPH.	CALC. PHOS.	CALC. FLUOR.	CALC. SULPH.	FERR. PHOS.	SILICEA.
Eustachian tubes obstructed. Watery discharge from the nostrils. Ulcers in the mouth, on tonsils and in throat. Mucus hawked up with difficulty. Diphtheria; syphilis. Sick headache. Catarrhal ophthalmia. Stuffy cold in head. Small ulcers in mouth. Inflamed gums. Loss of appetite. Vomiting of clotted blood. Diarrhoea. Bleeding piles. Constipation. Red deposits in urine, gonorrhoea and gleet. Syphilis, chancres, ulcers. Hard lumps in breast. Gathered breasts. Hoarseness; aphonia. Sputa thick and tough. Finger joints swollen. Rheumatism worse by motion. Ulcers on legs. Glands swollen and inflamed. Sycosis. Scarlatina with angina	Irritability. Fearfulness. Melancholic. Gloomy. Urgent desire to urinate. Cancerum oris. Early and profuse menstruation. Vertigo. Face lippocratic. Pains in cancer. Great exhaustion and prostration. Sciatica, pain in sciatic nerve. Feels tired on awaking. Fetid, ichorous pus.	Yellow coating on tongue. Cough worse at night. Suffocative feeling. Rheumatic pains shift about. Syphilis. Hoarseness worse toward evening. Chronic rheumatism of joints.	Glands inflamed and swollen. Pains worse at night. Retarded dentition.	Knots, kernels and hardened glands in the female breasts. Fissure of rectum, aching in the lumbar region. Nodes on the legs.	Hastens suppuration. Tinea capitis. Gathered breasts. Boils.	Bones inflamed. Feeling of sand in eyes. Burning sensation. Vomiting of blood and slime. Pain through sternum with cough.	Hastens suppuration. Sweat of toes. Periosteal pains. Ulcers.

Were the analysis quantitatively correct, we should also find probably some *Natr. mur.*, as one of the prominent symptoms of *Phytol.* is acrid, watery discharge from the nose.

This would explain why we have different sets of symptoms under one homœopathic drug, appearing to antagonize each other—each are produced by a different tissue salt.

This much for the vegetable and animal kingdoms, substances that can be reduced by analysis to elementary bodies. In the mineral kingdom the action is somewhat different. Nothing need be said of such remedies as are compounds of sulphur and phosphorous, as they derive their medicinal power by combinations which form tissue salts. The carbonates become transformed into the phosphates; this disposes of such drugs as *Kali. carb.*, *Calc. carb.*, *Magnes. carb.*, etc.

There only remains the minerals, such as aurum, platinum, argentum, etc. These in a crude state are acknowledged inert, and we triturate them to develop their power. In the crude state they do not appear to be materially changed by any of the organic acids of the body. When we finely divide these they still remain the same, but a new power has been developed in them, a *catalytic* power.

Examples of *catalytic* power are unfortunately very few. Of the known ones are the following:

Platinum in mass produces no change—no combination of oxygen and hydrogen, as it will do, as chemistry teaches us, when it is finely divided, without being changed itself.

This is *Catalysis*, wherein one body produces changes in another without itself being changed. The wherefore of this action is not known, but it still remains a fact. *Catalysis* is *contact action*, and by this contact action, mineral drugs act, inert in the crude state, by trituration a *contact* action is developed, which causes changes and when given to the healthy produces *symptoms*.

This explains the fact rationally how inert substances, acquire by subdivision (trituration) medicinal properties. This has long been a stumbling block to allopathic comprehension of Homœopathy.

Do we not when we *prove* a drug, that is, administer it to the

healthy to produce symptoms—and nearly all our homœopathic provings are made, more or less, with the potentized drug, which process also potentizes the inorganic salts therein contained—do we not produce a disturbance in the molecular equilibrium of the tissue salts contained in the drug given? For example: When we give Phytol. to prove it, do we not by virtue of 6.8 per cent. of potash salts it contains cause a molecular disturbance of these salts, which we would not do were they given in so crude a form as not to be taken up by the ducts of the neurilemma of the nerves of taste, etc.?

This disturbance is only to be corrected when arising from disease by giving Phytol. in potency, and with it the potash salts, the latter being the part which gives it its curative power.

This view by no means takes away the fact that each drug is an entity by itself, to be proven as a whole.

But these very salts in certain proportions are its essential substratum, whose presence is necessary to fix, determine and embody the inner essence of the drug, and it is a question to be decided whether we could obtain the same results by giving the inorganic salt constituents of a drug as by giving the drug itself. It seems to us, were it possible, that the former would be a more elementary Homœopathy, and this an indirect Biochemistry.

Dr. Hering once remarked to one of the writers, "Schüssler has stumbled upon a great truth." This is only a hypothesis and as such we advance it, possibly it is in the direction of truth; and the only way to verify this is by careful and systematic provings of these twelve tissue remedies and comparing the results with careful analyses of our animal and vegetable remedies; this together with the study of Catalysis, or contact action, offers a broad field of research.

Finally the action of the waters of mineral springs might be profitably studied as an appendix to the whole subject, and the *rationale* of such action discovered.

PART II.

Materia Medica of the Twelve Tissue Remedies

CALCAREA PHOSPHORICA.

Synonyms.—Calci Phosphas Precipitata. Calcis Phosphas. Precipitated Phosphate of Calcium. Calcium Phosphate.

Common Name.—Phosphate of Lime.

Chemical Properties.—Formula $\text{Ca}_3(\text{PO}_4)_2$.

Dr. Hering prepared this by dropping dilute phosphoric acid into lime water as long as a white precipitate was formed. This was washed with distilled water and dried on a water bath. Insoluble in water or alcohol, soluble in dilute nitric acid and other acids and to a certain extent in carbonic acid water.

Preparation.—The Phosphate of Lime is prepared by trituration as directed under Class VII, *American Pharmacopæia*.

Physiologico-chemical Data.—*Calc. phos.* is absolutely essential to the proper growth and nutrition of the body. This salt is found in the blood plasma and corpuscles, saliva, gastric juice, bones, connective tissue, teeth, etc. It gives solidity to the bones. *Calc. phos.* has a special chemical affinity for albumen, which forms the organic basis for this salt in the tissue cells, and would be required wherever albumen or albuminous substances are found in the secretions. It also supplies new blood cells, becoming the first remedy in anæmia and chlorosis. It is of the greatest importance to the soft and growing tissues, promoting cell growth, supplying the first basis for the new tissues, hence is necessary to initiate growth.

General Action.—*Calc. phos.* is curative in diseases depending upon a disturbed action of the lime molecules in the body, such as occurs in the tardy formation of callous around the ends of fractured bones, in the unnatural growth and defective nutrition of bone and other textures found in rickets and similar diseased conditions; thus the sphere of action of this remedy includes all **bone diseases** depending on a diseased quality of the blood of a dyscrasic taint, involving also the dermoid tissues with the osseous. It is an essential food to soft and growing tissues, in cases of malnutrition and deficient cell growth, hence its use during dentition, in convulsions and spasms, occurring in weak, scrofulous subjects, stimulating nutrition, etc. Another important feature is its **restorative power** after acute diseases, either directly or preparing the way for other remedies, by stimulating the system to their action, thus becoming an important **intercurrent** remedy. Schüssler, recognizing the origin of the red blood globules in the white, or embryonic ones, and crediting this drug with nutritive stimulation of the white globules, seeks to promote the formation of red globules indirectly by promoting that of the white globules. Practically, this drug proves itself a real tonic in many cases. In chronic wasting diseases and hectic, when the phosphate is found in excess in the urine, thus corresponding to faulty secondary assimilation and to faulty workings of the excretory organs. In anæmia of young, rapidly growing people, in accompanying diseases with exhaustive discharges, as in leucorrhœa, chronic bronchitis, chronic, tubercular diarrhœa and night sweats, abscesses and scrofulous sores, through its great power on the secretions, it acts curatively.

Guiding Symptoms and Characteristic Indications.

Mental Symptoms.—Forgetfulness, impaired memory, mental anxiety with all troubles. Children are peevish and fretful. After grief, vexation, disappointment.

Head and Scalp.—Vertigo in old age; headache, a cold feeling in the head, the head feels cold to the touch. Headaches before and during the second dentition; **worse near the region of the sutures**, after mental exertion and from dampness and

change of weather. Headache of school girls who are nervous, restless with diarrhœa, caused by jellies and sour things. Fontanelles remain open too long, skull is soft and thin. Craniotabes. Scrofulous ulcers on the top of the head. Hydrocephaloid conditions acute or chronic, also to prevent these conditions. (Grauvogl.)

Eyes.—Spasmodic affections of the eyelids if *Magnes. phos.* fails. Amaurosis and cataract. Dry inflammation of the eyes during dentition. (*Ferr. phos.*) Photophobia. Cannot use eyes by gaslight. Ulcers on cornea. Opacities following inflammation of the eyes.

Ears.—Outer ears feel cold. All bones around the ear ache and hurt. Earache with rheumatic complaints, associated with swollen glands in scrofulous children.

Nose.—Point of nose icy cold. Swollen, ulcerated nose in scrofulous children. Cold in head with albuminous discharge from the nose. Chronic colds in anæmic and scrofulous patients. Large pedunculated nasal polypi. Ozæna, with *Calc. fluor.*

Face.—Neuralgic rheumatism, commences or is aggravated at night. Face full of pimples. Complexion sallow, dirty, greasy looking. Cold sweat on face. Faceache, pain in superior maxillary bone. Swelling of parotid and submaxillary glands with earaches. Lupus. Freckles.

Mouth.—Disgusting taste in the mouth in the morning. Dislike to open mouth on account of pain from swollen tonsils.

Tongue.—Tongue swollen, numb, stiff, with pimples on it, white furred.

Teeth.—Teeth develop slowly; complaints during teething; too rapid decay of teeth. Convulsions in teething after *Magnes. phos.* Toothache with tearing, boring pain, worse at night. Gums painful and inflamed, or pale gums.

Throat.—Sore aching in the throat, with much pain in every direction on swallowing. Tonsillitis especially chronic, and diphtheria. Chronic enlargement of the tonsils. Clergyman's sore throat (intercurrently). Relaxed sore throat.

Gastric Symptoms.—Gastric fever. Heartburn. Pain after eating, with soreness on pressure. The sufferings from the

stomach are aggravated by taking even the smallest quantity of food. Infant wants to nurse all the time and vomits often and easily. Pain in the stomach with debility. Vomiting after cold water and ice cream. Headache and diarrhoea, worse eating. Craves bacon, ham, salted or smoked meats. Abdomen sunken and flabby. Mesenteric glands enlarged. Colic at every attempt to eat.

Abdomen and Stool.—Colic, with green, slimy, undigested diarrhoea with fetid flatus. Stool is hot, watery, profuse, offensive, noisy and sputtering. Useful in summer complaint and marasmus, and in teething children. Crying spells, caused by soreness and pain around navel, every time the child nurses. Removes disposition to intestinal worms in anæmic and weakly patients (*Natr. phos.*). Gall stones, to prevent re-formation of new ones. Abdominal herniæ. Chronic oozing hemorrhoids in anæmic or weakly patients. Fissures of anus. Fistula in ano, alternating with chest symptoms, or in persons who have pain in all the joints from any change of weather. Costiveness, hard stool with blood, especially in old people, associated with depression of mind, vertigo, headache and chronic cough. Hernia in anæmic patients. Typhoid and enteric fevers. *Tabes mesenterica*. Offensive pus with stools. Neuralgia ani. Severe pain in lower part of sacrum, coming on after stool and lasting entire day until retiring to bed.

Urinary and Sexual Organs.—Wetting the bed and general debility. Frequent urging to urinate. Cutting pains in the urethra and neck of the bladder. Enuresis in old people and small children, with great debility. Diabetes mellitus where the lungs are implicated. Bright's disease for the albumen (alternate with *Kali phos.*). Chronic gonorrhœa in anæmic subjects, with itching and soreness. Swelling of testicles and scrotum. Gravel, calculous, phosphatic deposits, increase of urine, with flocculent sediment. Stone in the bladder, to prevent re-formation of same. Hydrocele.

Female Organs.—Weakness and distress in uterine region. Uterine displacements with rheumatic pains. Prolapsus uteri with weak sinking feelings, worse after defecation. Throbbing in the genitals, with voluptuous feelings; indicated also in

tendency to masturbation in scrofulous children. Violent backache with uterine pains. Soreness in the sacro-iliac synchondroses. Leucorrhœa as a constitutional tonic, discharge like white of an egg, worse in morning with sexual excitement, patient being disinclined to move about. Menses too early in young girls. Discharge bright red, returning every two weeks. Menstruation during lactation. In adults too late and dark, especially in rheumatic subjects, preceded by sexual excitement, accompanied and followed by great weakness and distress, with rheumatic pains. Labor-like pains before and during menses.

Pregnancy.—Pains, burning and soreness in the mammæ, they feel enlarged. Spoiled milk of mother, it is salty and bluish, and child won't take it. Decline after puerpera and during pregnancy. Prolapsus in debilitated persons (with *Kali phos.*).

Respiratory Symptoms.—Cough with yellow expectoration of albuminous mucus, not watery, more in the morning, with sore, dry throat. Soreness of chest to touch. Sore pain about sternum and clavicle, with contraction of chest and difficult breathing. Frequent hawking to clear the voice. Chest difficulties, associated with fistula in ano. Chronic cough of consumptives who suffer from coldness of extremities. Incipient phthisis in anæmic patients. Profuse sweat especially about the head and neck. Whooping cough in obstinate cases or in teething children and weakly constitutions. Catarrhs in scrofulous or gouty constitutions with anæmia.

Circulatory Organs.—Palpitation with anxiety, followed by a trembling weakness, particularly of calves. Non-closure of foramen ovale.

Back and Extremities.—Neck thin in children. Spina bifida. Lumbago. Spinal curvature. Spinal irritation. Creeping, crawling or numb feeling in the limbs. Rheumatism, aggravated with heat or cold, and worse with change of weather, getting well in spring and returning the next autumn. Rheumatism of the joints with cold or numb feeling. Numbness of the limbs and coldness, or a sensation as of ants creeping on the part affected. Rheumatic gout, worse at night and in bad weather. Aching in all the limbs with great weakness. Hands fall

asleep. Ulcerative pains at roots of finger nails. Coxarthro-
cæ, third stage. Bursæ. Housemaid's knee. Pains in the
shin bones. Bow legs in children. Swelling of the epiphyses.
Hydrops genu. Slow in learning to walk on account of weak
ankles. Fistulous ulcers on the foot joints and on the malleoli.
Syphilitic periostitis and ulcers. Acute articular rheumatism.

Nervous Symptoms.—Convulsions from teething without fever.
Cramps. Spasms of all kinds after *Magnes. phos.* fails. Con-
vulsions during development in childhood or old age. When
the lime salts are at fault, or in anæmic patients with pale,
waxy complexion, or in scrofulous and strumous patients. Neu-
ralgias commencing at night, recurring periodically, deep seated
as if on the bone. Rheumatic paralysis. Languor, weariness
on going up stairs. Tearing pains, worse at night and in bad
weather. Pains with sensation of crawling, numbness and
coldness, like electric shocks, lasting a few minutes.

Sleep.—Drowsiness, especially in old people, associated with
gloomy thoughts. Hard to wake in the morning. Children
cry out at night.

Febrile Symptoms.—Copious night sweats in phthisis. Cold sweat
appears on the face and coldness of the body. Chronic inter-
mittent fever in scrofulous children.

Skin.—Skin dry and cold, wrinkled. Copper colored, full of
pimples. Ulceration of scars. Chafed skin, excoriations. Itchi-
ness of the skin. Senile itching of the skin. Eczema with yel-
low, white scabs or vesicles in anæmic persons. Eruptions in
anæmic, scrofulous or gouty constitutions. Freckles are lessened
by the use of this remedy. Herpes, acute or chronic, with itch-
ing. Lupus. Prurigo. Pruritis, itching of the skin. Pruritis
senilis. Vaginal pruritis of old women. Albuminous exuda-
tions in or on the skin. Tubercles on the skin. Scrofulous
ulceration also of the bones. Boils form ulcers. Acne rosacea.

Tissues.—**Anæmia** and chlorosis to supply new blood cells.
Complexion waxy, greenish, white. Exostoses, osteophytes,
bone diseases. Rickets. Non-union of fractured bones. Spina
bifida. Polypi. Tabes. Phosphatic diathesis. Dropsical affec-
tions. Irregularity in development. Emaciations, accompany-
ing ailments. Leucæmia. Excess of white corpuscles. Broncho-

cele, goitre, cysts. Tumor albus. Pancreatic diseases. Bursæ. Soreness of tendons and of joints.

Modalities.—The symptoms are generally worse from cold, change of weather, from getting wet. Many symptoms are ameliorated by lying down.

Homœopathic Data.—Proved by C. Hering, collected in *Guiding Symptoms*, Vol. III, and *Allen's Encyclopædia*. A history of the different provings is found in the *Hahnemannian Monthly*, March, 1871, by C. Hering; also a Resumé by him in the *North American Journal of Homœopathy*, Vol. XX.

Administration.—The lower triturations, 3x to 6x, are the potencies usually employed, probably achieving most satisfactory results, although the higher potencies, 30 to 200, have also given brilliant clinical results. Schüssler prescribes the 6x trituration. Large doses are useless and injurious.

Relationship.—Very similar to *Calc. carb.*, but with *Calc. phos.*, the patient is usually emaciated, whose complexion is dirty white or brown, and corresponds more to the acute affections of the lungs. It occupies a ground between *Calc. carb.* and *Phosphor.*, supplementing the latter frequently to great advantage. *Calc. phos.* and *Berberis* have both been beneficial in fistula in ano; both have great similarity in chest symptoms, particularly such as follow surgical operations. In anæmic headaches of school girls, follow by *Magnes. phos.* In dental caries similar to *Fluor. ac.*, *Magnes. phos.* and *Silicea*; in epilepsy, *Ferr. phos.*, *Kali mur.*, *Kali phos.* and *Silicea*; in diabetes, *Kali phos.*, *Natr. phos.*; the latter also is similar to in worm affections. Follows *China* in hydrocephaloid and anæmia. Complementary to *Carb. an.* and *Ruta*. In neurasthenia *Calc. hypophos.* may be called for preferably for similar symptoms. In the copious sweats after weakening acute diseases compare *Psorin*. In acute articular rheumatism, if after *Natr. mur.* and *Kali phos.* there remains a trace of the disease. In lupus, compare *Kali mur.* Buttermilk and kumyss are invaluable foods for the aged, because the lactic acid in them dissolves the *phosphate of lime* and prevents the ossification in tendons, arteries and elsewhere. (C. Hering.) In anæmia and chlorosis compare also *Natr. mur.*, especially with constipation, palpitation on lying down,

earthy complexion. *Helon.* with mental depression, debility and phosphatic urine. *Silicea*, anæmia of infants, thin and puny with a tendency to rickets, also *Ferrum*, *Cuprum*, *Arsenic.*, etc.

CALCAREA FLUORICA.

Synonyms.—*Calcii Fluoridum*. Calcium Fluoride. *Calcarea Fluorata*.

Common Name.—Fluor Spar. Fluoride of Lime.

Chemical Properties.—Formula Ca F_2 . Specific gravity of crystals, 3.4. It contains 58.21 parts of calcium. It occurs in nature in mineral fluor spar; it is beautifully crystalline, crystalizing in various colors, and in cubical or octahedral form. It is insoluble in water, but is decomposed by sulphuric acid generating hydrofluoric acid.

Preparation.—Selected pieces of crystal fluor spar are prepared by trituration as directed under Class VII, *American Pharmacopœia*.

Physiologico-chemical Data.—*Calc. fluor.* is found in the surface of the bones and in the enamel of the teeth. On the grounds of therapeutical experiences, I assume that it is also a constituent of the elastic fibres, and that the proper function of these is adjusted by this salt. Elastic fibres are found in the epidermis (skin), in the connective tissue, and in the vascular walls. (Schüssler.)

A disturbance of the equilibrium of the molecules of *Calc. fluor.* causes a continued dilatation, or chronically relaxed condition of the implicated fibres. If the elastic fibres of any portion of the vessels of the connective tissue or of the lymphatic system have arrived at such a condition of relaxation, the absorption of a solid exudation in such a part cannot take place. In consequence, induration (hardening) of the part sets in. When the elastic fibres of the blood vessels suffer a disturbance of the molecules of *Calc. fluor.*, such pathological enlargements of blood vessels take place, which make their appearance as: hemorrhoidal tumors, varicose (dilated) veins and vascular tumors. (Schüssler.)

General Action.—Diseases having their seat in the substance forming the surface of bone, enamel of the teeth, and part of all elastic fibres, whether of the dermis, the connective tissues, or the walls of the blood vessels, etc.

All ailments which can be traced to relaxed conditions of any of the elastic fibres, including dilatation of the blood vessels, arterial and venous blood tumors and piles, and those also which arise from a disturbed balance of the molecules forming the enamel of the teeth and the bone surface.

Guiding Symptoms and Characteristic Indications.

Mental Symptoms.—Great depression, groundless fears of financial ruin.

Head and Scalp.—Blood tumors on the parietal bones of newborn infants, on a rough, bony base. Bruises of the bones of the scalp with hard, rough, uneven lumps. Hard excrescences on the scalp. Cephal-hæmatoma. Ulcers of the scalp with callous hard edges.

Eyes.—Flickering and sparks before the eyes, spots on the cornea, conjunctivitis. (H.) Cataract.

Ears.—Calcareous deposits on the tympani. (H.) Mastoid disease when periosteum is affected.

Nose.—Cold in the head, stuffy cold, dry coryza, ozæna. Copious, offensive, thick, greenish, lumpy, yellow nasal catarrh. Osseous growths. (H.) Affections of nasal bones, odor of dead bone disappears.

Face.—Hard swelling on the cheek with pain or toothache, hard swelling on the jawbone, cold sores rather small, hard herpetic sores on lips from cold, not diffused like *Natr. mur.*

Mouth.—Gumboil with hard swelling on the jaw, stony hard swelling on the jawbone.

Tongue.—Cracked appearance of the tongue with or without pain. Induration of the tongue hardening after inflammation.

Teeth.—Enamel of the teeth rough and deficient. Unnatural looseness of the teeth with or without pain, teeth become loose in their sockets. Toothache with pain if any food touches the tooth. Toothache with a looseness of the teeth.

Throat.—Diphtheria when the affection has gone to the

windpipe through mismanagement. Relaxed throat with tickling in the larynx when caused by elongation of the uvula. Uvula relaxed, causing irritation, tickling and cough.

Gastric Symptoms.—Vomiting of undigested food.

Abdomen and Stool.—Confined bowels, inability to expel fæces. Fissure of the anus, and intensely sore crack near the lower end of the bowel. Bleeding hemorrhoids. Itching of anus as from pin worms. Internal or blind piles frequently with pain in the back, generally far down on the sacrum. Piles with pressure of blood to the head. Internal blind piles with constipation, confined state of the bowels.

Urinary and Sexual Organs.—Displacements of the uterus. Prolapsus, falling of the uterus. Dragging pain in the region of the uterus and thighs, down bearing of the uterus.

To tone up the contractile power of the uterus in cases of flooding. Excessive catamenia with bearing down pains. Hydrocele, dropsy of the testicles, indurations of the testicles. Syphilis, note pathological indications. Hunterian chancre for induration.

Respiratory System.—In asthma when specks or small lumps of yellowish mucus are brought up after much exertion; cough with expectoration of tiny lumps of yellow mucus (tough) with tickling sensation and irritation on lying down, from elongation of the uvula or drop at the back of the throat. Sometimes useful in croup when other remedies fail.

Pregnancy.—Afterpains if due to weak, feeble contractions. Hard knots in the breast.

Circulatory Organs.—Aneurism at an early stage may be reduced or kept in check by this remedy and *Ferr. phos.*, provided that the *iodide of potash* has not been taken. Dilatation, enlargement of the blood vessels; being the chief remedy to restore the contractility of the elastic fibres. Dilatation of the heart with palpitation. Chief remedy for vascular tumors with dilated blood vessels. Varicose ulcerations of the veins; also the chief remedy for varicose or enlarged veins. Enlargement, hypertrophy of the heart.

Back and Extremities.—Backache simulating spinal irritation, with weak, dragging, down-bearing pain. Pain in the lower

part of the back (sacrum) with a sensation of fulness or burning pain and confined bowels. Ganglia or encysted tumors at the back of the wrist. Gouty enlargements of the joints of the fingers, spina ventosa. Lumbago from strains. Inflammation of knee joint. Indurated cervical glands of stony hardness. Cracking in the joints. Phalanges easily dislocated. Small goitres. Osseous tumor on spine of scapula. Swelling of elbow joint, crepitation showing want of synovial fluid. Exostoses on fingers. Osseous growths on bones of lower extremities. Spavin of horses.

Nervous Symptoms.—Weakness in morning.

Sleep.—Vivid dreams with sense of impending danger.

Febrile Symptoms.—Attacks of fever lasting a week or more with thirst, dry brown tongue. (H.)

Skin.—Chaps and cracks of the skin. Fissures or cracks in the palms of the hands or hard skin. Fissure of the anus. Suppurations with callous hard edges. Whitlow, gathered finger. Occasional erysipelas. Indolent, fistulous ulcers secreting thick yellow pus.

Tissues.—Bruises on the surface of bone with hard, rough and uneven lumps as on shin. Dropsy caused by heart disease. Hard, rugged, pointed elevations on the bone surface. Anæmia. Ganglion, encysted tumors, from a strain of the elastic fibres. Small hard lumps seated on the cheek bone or other bony surface, if arising from an injury, bruise, etc. Knots, kernels, hardened glands in the female breast. Elastic fibres relaxed. Swellings or indurated enlargements having their seat in the fasciæ and capsular ligaments of joints or in the tendons. Tumors of the female breast. Indolent ulcers. Ulceration of bone or enamel, bone injected. Whitlow or felons. Exudation from surface of bones which quickly harden and assume a nodular or jagged form. Suppuration of bones. Osseous growths in tarsal and carpal articulations. Indurated glands of stony hardness.

Modalities.—Worse in damp weather but relieved by fomentations and rubbing. (H.)

Homœopathic Data.—*Calc. fluor.* has been proved by J. B. Bell, and the proving is reported in full in *Allen's Encyclopædia*,

Vol. X, page 398. The most complete data are to be found in the *Guiding Symptoms*, Vol. III. The drug has been very little used, if at all, homœopathically, until Schüssler brought it into prominence.

Administration.—The higher potencies of this drug give the best results especially in affections of the bones. It can also be used externally in such diseases as fissura ani, bony growths, hemorrhoids, varicose veins and whitlow. It is applied by dissolving a good pinch of the desired potency in a half glass of water and applying it on cotton, lint or other media.

Relationship.—*Calc. fluor.* corresponds to *Phosphor.*, *Graphit.*, *Mercur.*, *Ruta* and *Aurum*. It has also many points in common with its near relatives, *Fluor. ac.* and *Calc. carb.* Useful: after failure of *Rhus tox.* in lumbago, after *Ferr. phos.* in synovitis; after *Silicea* in suppuration; after *Bryon.* and *Calc. ostr.* in arthritis. (H.) Compare: in ozæna *Calc. phos.*, *Cadmium* and *Aurum*; in cold sores *Natr. mur.*; in swelling on skulls of infants, *Silicea*; in suppuration of bones, *Calc. phos.*; *Silicea*; in spavin of horses *Phosph. ac.* and *Silicea*. (H.)

Calc. fluor. is useful after *Calc. phos.* in anæmia. In inductions compare *Conium*, *Phytol.*, *Silicea*, *Carb. an.*, *Baryta*, *Asterias*, etc.

CALCAREA SULPHURICA.

Synonyms.—*Calcei Sulphas.* Calcium Sulphate.

Common Name.—Gypsum. Plaster of Paris.

Chemical Properties.—Formula Ca SO_4 . It is found in nature as anhydrite, gypsum, alabaster and selenite; also in various waters constituting one source of permanent hardness. Molecular wt., 172. It occurs in flattened prisms (selenite) and in earthy masses (gypsum). It is a fine, white crystalline powder soluble in 400 parts of cold water, insoluble in alcohol and in dilute nitric and hydrochloric acids. It can be obtained by precipitating a solution of calcium chloride with dilute sulphuric acid.

Preparation.—By trituration as directed under Class VII, *American Pharmacopœia*.

Physiologico-chemical Data.—*Calc. sulph.* stands in close relation to suppurations. It cures purulent discharges from the mucous membranes and purulent exudations in serous sacs, as well as tubercular ulcers or abscesses of the intestines, and ulcers of the cornea, etc. Present in the connective tissues.

General Action.—It is curative in suppurations at that stage in which matter is discharging or continuing to ooze after the infiltrated places have discharged their contents of pus. All ailments in which the process of discharge continues too long and the suppuration is affecting the epithelial tissues. Acts upon the connective tissue. If there is a deficiency of it in any small part of its domains, suppuration is the result. The presence of **pus with a vent** is the general indication. (J. C. Morgan.)

Guiding Symptoms and Characteristic Indications.

Mental Symptoms.—Changeable mood.

Head and Scalp.—Scaldhead of children if there be purulent discharge or yellow purulent crusts. Suppurations, etc., about the scalp. Headache with nausea, and with feeling as if eyes were sunken. Craniotabes. Vertigo, with deathly nausea.

Eyes.—Deep seated abscess of the cornea, also *Silicea*. Inflammation of the eyes with discharge of thick yellow matter. Hypopyon to absorb the effusion of pus in the eye, after *Silicea*. Retinitis. Deep ulcers on the cornea. Ophthalmia, pus thick and yellow. Cornea smoky, pus in anterior chamber, sensation as from a foreign body; has to tie up eye; after injury to the eye from a splinter. Phlyctenular keratitis and phlyctenular conjunctivitis when accompanied by swelling of cervical glands. (Buffum.) Hemiopia. Twitching of eyelids.

Ears.—Deafness, with discharge of matter from the middle ear, sometimes mixed with blood, after *Silicea*. Pimples around ear.

Nose.—Cold in the head, with thick, yellowish, purulent secretion, frequently tinged with blood. Nosebleed. One-sided discharge from nose. Edges of nostrils sore. Yellowish discharge from posterior nares.

Face.—Pimples on the face if matter forms on their tips. Swelling of the cheek if suppuration threatens. Tender pimples under the beard. Herpetic eruptions on the face. Pimples and pustules on the face.

Mouth.—Inside of lips sore.

Tongue.—Tongue flabby, resembling a layer of dried clay. (H.) Sour, soapy, acrid taste. Yellow coating at base. Inflammation of the tongue when suppurating. Clay colored coating.

Teeth.—Rheumatic toothache. Toothache with inside of gums swollen and sore; swollen cheek. (H.)

Throat.—Suppurating sore throat. Last stage of ulcerated sore throat, with discharge of yellow matter. Suppurating stage of tonsillitis when abscess is discharging. Diphtheritis of the soft palate; fauces are much swollen. (H.) Quinsy, discharging pus.

Gastric Symptoms.—Desire for fruit, tea and claret. Great thirst and appetite. Nausea.

Abdomen and Stool.—Purulent diarrhœa, mixed with blood. Dysentery, stools purulent, sanious. Intestinal ulcers with typhus. Painful abscesses about the anus in cases of fistula. Pain in region of liver, in right side of pelvis, followed by weakness, nausea and pain in stomach. Diarrhœa after maple sugar and from change of weather. Prolapsus ani. Costiveness, with hectic fever and difficult breathing. Pus-like, slimy discharge from the bowels.

Urinary and Sexual Organs.—To control the suppuration in cases of bubo alternately with *Silicea*. Gonorrhœa with purulent, sanious discharge. Abscess of the prostate. Chronic suppurating stage of syphilis. Glandular ulcerations, etc. Spermatorrhœa. Cystitis, chronic state, pus forming. Menses late, long lasting, with headache, twitchings, great weakness. Zwingenberg cured nephritis scarlatinosa with it. (S. L.)

Respiratory System.—Cough with purulent and sanious sputa and hectic fever. Empyæma, pus forming in the lungs or pleural cavities. Purulent, sanious, expectoration. Pain across the chest. Pneumonia, third stage. Obstinate hoarseness. Third stage of bronchitis. Empyæma after

thoracentesis. Consumption. Purulent sputa. Catarrh, with thick, lumpy, white-yellow or pus-like secretion. Croup after *Kali mur.* In children, severe cough with malaise in the chest, green stools, herpetic eruptions.

Pregnancy.—Mastitis, “weed” gathered breasts, when matter is discharging, after *Silicea*.

Circulatory Organs.—Pericarditis, suppurative stage.

Back and Extremities.—Pain in back and coccyx. Fingers stiff. Carbuncles on the back. Last stage of gathered finger, when the suppuration is continuing and only superficial. Acute and chronic rheumatism. Hip joint disease, for the discharge of pus. This remedy with *Ferr. phos.* and complete rest will cure this disease. Suppurating wounds. Burning-itching of soles of feet. Neuralgia in aged persons.

Nervous Symptoms.—Twitchings. Weakness and languor.

Sleep.—Sleepy during the day, wakeful at night. (H.) Dreams she had a convulsion from fright.

Febrile Symptoms.—Typhus when diarrhoea sets in. Hectic fever, caused by formation of pus. (H.) With cough and burning in soles. Herpetic eruptions on face, ears, chest and hands.

Skin.—Boils, to reduce and control suppurations. Cuts, wounds, bruises, etc., unhealthy, discharging pus, they do not heal readily. Burns and scalds, second remedy for the purulent stage. Carbuncles discharging pus. Chilblains, suppurating stage. Crusta lactea. “Scaldhead” of children. Yellow, purulent crusts or discharge. Purulent exudations in or upon the skin. Festers, furuncles, pimples, pustules, scabs. Skin affections with yellowish scabs. Smallpox pustules discharging matter. Purulent sores and suppurations. Ulcers of lower limbs, with these characteristics. Many little matterless pimples under the hair, bleeding when scratched.

Tissues.—Abscesses to shorten the suppurating process and limiting the discharge of pus. If given after *Silicea* it will cause the abscess to heal. Mucous discharge in cough, leucorrhœa, gonorrhœa, etc., yellow, thick and lumpy. Discharges of matter or sanious pus from the skin or mucous linings. Effusions when pus forms. Lymphatic glands dis-

charging pus. Ulcerations of the glands. Suppurations, articular or anywhere on the body. Excessive granulations, painful, etc.

Modalities.—Aggravation and renewal of the symptoms after working and washing in water. (Allen.)

Homœopathic Data.—*Calc. sulph.* was proved by Dr. Clarence Conant. The proving appeared in the *Transactions of the American Institute of Homœopathy*, 1873. It is also to be found in *Allen's Encyclopædia*, Vol. II, page 410. Nothing especially characteristic appears in this proving. In the *Guiding Symptoms*, Vol. III, page 227, is found a complete arrangement of the symptoms of this remedy.

Administration.—This remedy is also useful externally in such affections as felons, ulcers and abscesses. The most common potencies for internal use are the 6x and 12x. Low potencies are most useful in purulent eye troubles.

Homœopathic Relationship.—*Calc. sulph.* resembles *Hepar sulph.* but acts deeper and more intense, and is often useful after *Hepar* has ceased to act. It is also useful when *Kali mur.* does not act enough. *Apocynum* contains *Calc. sulph.* Compare *Calend.* in suppurations; *Kali mur.* in milk crust and other skin affections, swollen cheek, croup, dysentery; *Natr. sulph.* in post-scarlatinal dropsy; *Silicea* in hard or suppurating glands, ulcers of the corneæ, tonsillitis, mastitis, frostbites. (H.)

In neuralgia it occupies a ground between the very acute pains of *Magnes phos.*, and the paralyzing ones of *Kali phos.* (more in aged persons if there is a want of regenerative force for the nervous tissue).—J. C. M.

In the third stage of inflammation (resolution) after *Kali mur.*, if the discharge is lumpy and bloody, but if yellow or mucous, *Kali sulph.*, if pus-like or bloody pus, *Silicea*. In carbuncles *Anthracine* is better. (C. Hering.) *Calc. sulph.* is often useful after *Kali mur.*, when the latter has but partially relieved, also after *Bellad.* and other acute remedies.

FERRUM PHOSPHORICUM.

Synonyms.—Ferroso-ferric-phosphate. Ferri-phosphas.

Common Name.—Phosphate of Iron.

Chemical Properties.—Formula, $\text{Fe}_3(\text{PO}_4)_2$. It is prepared by mixing sodium phosphate with sulphate of iron in certain proportions. The resulting precipitate is filtered, washed and dried, and rubbed to a powder, which is bluish-gray without odor or taste. Soluble in acids but insoluble in alcohol or water.

Preparation.—The pure phosphate of iron is prepared by trituration as directed under Class VII, *American Pharmacopœia*.

Physiologico-chemical Data.—Iron is found in the hæmoglobine or coloring matter of the red blood corpuscles. According to Dalton it is not found in such considerable quantities in any of the other tissues of the body except in the hair. In a man weighing 65 kilogrammes there would be 2.82 grammes of iron contained in the entire blood of the body. Schüssler also gives it a place as a constituent of the muscle cells. A disturbance of the equilibrium of the iron molecules in the muscular fibres causes a relaxation. This occurring in the muscular coats of the vessels causes a dilatation and accumulation of blood in the blood-vessels—congestion, blood pressure being increased, the walls rupture and hemorrhage results. Again, if the muscular walls of the intestinal villi suffer a relaxation from the disturbed equilibrium of the iron molecules, diarrhœa results; when this occurs in the muscular walls of the intestines themselves, the peristaltic action of the bowels is weakened and becomes less active. This causes tendency to constipation. Anything causing a relaxation of the muscular walls of a vessel, and consequent hyperæmia, such as an injury, finds its remedy in *Ferr. phos.*, as this remedy in minute doses restores the equilibrium to the iron molecules, thus strengthening the muscular fibres.

Iron and its salts possess the power of attracting oxygen, and through this power it becomes a useful remedy in such diseases of the blood corpuscles as anæmia, chlorosis and leucæmia.

General Action.—From the above it is readily seen that *Ferr. phos.* becomes the first remedy in all cases depending on a relaxed condition of muscular tissue, wherever found, also for an abnormal condition of the blood corpuscles themselves.

Its field of action then, is in all ailments of a hyperæmic or congestive nature, with the usual accompaniments of these conditions, such as pain, heat, swelling and redness, quickened pulse and increased circulation; in a word, all febrile disturbances and inflammations at their onset, especially before exudation commences. Anæmia, want of red blood, etc. Especially useful in debility of children with failing appetite, becoming dull and listless, loss of weight and strength. *Ferr. phos.* not only improves the strength, but helps to increase the bodily development and regulates the bowels.

This drug is by Schüssler supposed to be no longer indicated when exudation or even suppuration takes place, but if adapted to the individual patient, it may still be depended upon. Only when it fails to do any more good, should it be relinquished.

In many inflammatory, and some eruptive fevers, especially in the young and sensitive, seeming to stand midway between the intensity of *Acon.* and *Bellad.*, and the dulness of *Gelsem.* (J. C. Morgan, M.D.)

Guiding Symptoms and Characteristic Indications.

Mental Symptoms.—Hyperæmia of the brain producing delirium, maniacal mood. Mania transitoria. Delirium tremens. Very talkative. Dizziness from congestion, consequences of anger.

Head and Scalp.—Rush of blood to the head. Headache from a gouty predisposition (*Natr. sulph.*). Dull, heavy pain on top, during profuse menses, from cold. Bruising, pressing or stitching pain and soreness to the touch. Pain as if a nail were being driven in one side, over the eye. Congestive headaches; pressing a cold object against the spot seems to relieve the pain; relieved by nosebleed. Headache with vomiting of undigested food. Ill effects of sun heat (follow with *Calc.*

phos.). It is the chief remedy in headaches of children, throbbing sensation in the head, red face and suffused eyes, worse from shaking the head, stooping and motion. Blind headache. Sick headache with vomiting of undigested food, meningitis, vertigo, with rush of blood to the head. First stage of eruptions on the scalp. Soreness of scalp, of vertex, sensitive to cold, touch, noise and jar.

Eyes.—First stage of abscess of the cornea, for the pain and redness. Inflammation of the eyes, with acute pain, without secretion of mucus or pus. Acute conjunctivitis. Conjunctivitis and photophobia in measles. Pain in the eyeball aggravated by moving the eyes. Retinitis. Eyes inflamed, red, with burning sensation, sore and red looking. Sensation as if grains of sand were under eyelids. (Ivins.)

Ears.—Inflammatory earache with burning or throbbing pain, or sharp, stitching pain. Tension, throbbing and heat in the ears. Noises in the ears arising through blood pressure, from relaxed condition of the veins not returning the blood properly. First stage of otitis, radiating pains, pulsation in the ear—every impulse of the heart is felt there. Quick pulse, should be feeble and compressible, indicating marked debility, circumscribed, dark inflammatory appearance. Deafness from inflammatory action, or suppuration when there is cutting pain, tension or throbbing. Tinnitus aurium. A marked tendency of the inflammatory process to be diffuse instead of circumscribed; dark, beefy redness of parts, muco-purulent discharge, if any, and a tendency to hemorrhage; the complete establishment of the discharge is not followed by the relief of the pain, paroxysmal and radiating character of the pain. Chronic non-suppurative catarrh of the middle ear with membrana tympani and probable ankylosis of small bones.

Nose.—First stage of all colds in the head, predisposition to catch cold (*Calc. phos.*). Nasal catarrh, with trickling sensations. Congested nasal mucous membranes. Catarrhal fever. Epistaxis, especially in children, and a concomitant of other complaints.

Face.—Faceache with flushing, heat, and quickened pulse, worse on moving, with throbbing or pressing pain, flushed

face with accompanying sensation of coldness in the nape of the neck, flushed face when a precursor of recurring headaches. Anæmic, chlorotic face. Cheek sore and hot, when cold applications are grateful. Congestive or inflammatory tic douloureux. A florid complexion with less nerve tension than that of *Bellad.* is a satisfactory keynote. (Morgan.)

Mouth.—Gums hot and inflamed, redness of the mucous membrane of the mouth.

Tongue.—Furred tongue or clean and red, with headache. Inflammation of the tongue with dark red swelling.

Teeth.—Toothache with hot cheek, worse with hot, better with cold liquid or food, teething troubles with feverishness. Inflammation of the fauces. Redness and pain without exudation.

Throat.—Ulcerated throat, to relieve congestion, heat, fever, pain and throbbing. Sore throat, dry, red, inflamed, with much pain (frequent doses). Pharyngeal abscess. Red and inflamed tonsils and swollen glands. First stage of diphtheria to lessen the fever. Hemorrhages from pharynx, larynx, trachea and perhaps bronchi. (Ivins.)

Gastric Symptoms.—First stage of gastritis, with pain, swelling and tenderness at the pit of the stomach. Dyspepsia with flushed, hot face, epigastrium tender to the touch. Furred tongue, beating and throbbing pain, red, flushed face, vomiting of undigested food. Indigestion from relaxed condition of the blood vessels of the stomach, pain after taking food, and on pressure. Deathly sickness at the stomach. Inflammatory stomachache in children from chill, with loose evacuations. Vomiting of bright red blood with a tendency to form a gelatinous mass. Flatulence bringing back the taste of the food partaken of, loss of appetite, distaste for milk. After eating, nausea and vomiting of food, vomited matters are sometimes very sour; cannot take acids, herrings, meat, or coffee and cakes. Vomits sometimes before breakfast.

Abdomen and Stool.—First stage of all gastric and enteric fevers; the chilly stage, also, in the first stage of cholera and of peritonitis. Constipation with heat in the lower bowel. Diarrhœa from a relaxed state of the intestinal villi, not

taking up the usual amount of moisture. Stools undigested. Diarrhœa caused by a chill. Dysentery (alternately with *Kali mur.*). Hemorrhoids, inflamed or bleeding, bright red blood with a tendency to coagulate, before any induration occurs. Disposition to prolapsus recti. Inflamed and incarcerated herniæ. Intestinal and thread worms.

Urinary and Sexual Organs.—First stage of cystitis with heat, pain or feverishness. Diabetes when there is a quickened pulse or when there exists pain, tension, throbbing or heat or congestion in any part of the system. Incontinence of urine from weakness of the sphincter. Diurnal enuresis depending on irritation of the neck of the bladder. Ischuria, suppression of the urine with heat, especially in little children. Any inflammatory pain in the kidneys. Bright's disease with febrile disturbances. Irritation at the neck of the bladder and prostate (1x, Dunham). Polyuria simplex, excessive secretion of urine. Varicocele with pain in testicles. Bubo with heat, throbbing or feverishness. First stage of orchitis or of epididymitis. Menstrual colic with flushing of the face and quickened pulse. Vomiting of undigested food sometimes tasting acid. First stage of metritis to remove fever, pain and heat. Excessive congestion at the monthly periods, blood bright red. Vaginismus; vaginitis, inflammation of the vagina, dry and hot, pain in the vagina on coition. Spasm of the vagina on account of the increased sensitiveness and dryness. First stage of gonorrhœa in either male or female, also local application of same.

Pregnancy and Labor.—First stage of mastitis. Morning sickness of pregnancy with vomiting of food as taken, with or without acid taste. After pains and as a preventive of the fever of lactation.

Respiratory Symptoms.—Acute, febrile or initiatory stage of all inflammatory affections of the respiratory tract. Laryngitis, tracheitis, bronchitis, pneumonia, pleurisy and pleuro-pneumonia. It is the chief and first remedy for the stitches in the side, catch in the breath, dyspnœa and cough, and should be continued until free perspiration is established. Congestion of the lungs with debility and oppression. Hæmoptysis after

a concussion, or fall with short, oppressed breathing and high fever. In bronchial affections with heat and burning soreness, no expectoration. In chronic bronchitis when a fresh aggravation sets in. Short painful, tickling cough from an irritation or tickling in the windpipe. Spasmodic cough with involuntary emission of urine. Hard, dry cough with soreness of the lungs. Croup, for the febrile symptoms. Whooping cough with vomiting of food, loss of voice, huskiness after singing or exertion of speaking, soreness, irritation and pain in the larynx.

Circulatory Organs.—First or congestive stage of carditis, pericarditis, endocarditis and arteritis. In aneurism to establish normal circulation and remove complications arising from excessive action of the heart. Dilatation of the heart or of the blood vessels, telangiectasia and nævi. Palpitation of the heart, pulse rapid and quick. Varicose veins. Phlebitis and lymphangitis, first stage.

Back and Extremities.—Stiff neck from cold, also externally. Pains in the back, loins and over kidneys. Rheumatic pains worse on motion; movement sets up and increases the pain. Rheumatism felt only during motion. Rheumatic fever, frequent doses. **Articular rheumatism**, muscular or subacute rheumatism. Lameness, stiffness from cold. Rheumatic pain in right wrist and in shoulder. Inflamed fingers, first stage of whitlow. Hip joint disease for pain, throbbing, inflammation and heat of the soft parts. Strains of ligaments and tendons, tenalgia crepitans, creaking in the sinews at the back of the hand. Crick in the back (*Calc. sulph.*).

Nervous Symptoms.—Convulsions with fever in teething children. Epilepsy with blood rushing to the head. Congestive and inflammatory neuralgias from cold.

Sleep.—Sleeplessness from a hyperæmic condition of the brain.

Febrile Symptoms.—All catarrhal and inflammatory fevers during the chilly or initiatory stage, rigors, heat, quickened pulse and pain. Rheumatic, gastric, enteric and typhoid fevers during the chilly stage, heat and feverishness at the beginning of any disease or ailment. Intermittent fever with vomiting of food. Simple cases of scarlet fever. First stage of typhus.

Skin.—Hyperæmia from mechanical injuries, fresh wounds not yet suppurating. Abscesses, boils, carbuncles and felons; at the commencement of these affections this remedy reduces heat, blood accumulation, pain and throbbing. Chicken pox, erysipelas and erysipelatous inflammations of the skin, for the fever and pain. Suppurative processes on the skin with febrile symptoms. Measles, scarlet fever and small pox with febrile symptoms. Pimples, acne, for the pain and heat and congestion. Ulcers with febrile accompaniments.

Tissues.—Anæmia, blood poverty, want of red blood. It colors the blood cells red. Hemorrhages from any part of the body. blood bright red with a tendency to coagulate rapidly. Epistaxis especially in children. Mechanical injuries, results of kicks, blows, falls and cuts, for the inflammatory symptoms. Bone diseases when the soft parts are red, inflamed and painful. Dropsy from loss of blood and draining of the system. Fractures, especially if soft parts are wounded. First stage of ostitis. Sprains, externally as well as internally. Glandular ulceration. Wounds of the soft parts with inflammatory symptoms.

Modalities.—All the pains of this remedy are aggravated by motion and are relieved by cold.

Homœopathic Data.—*Ferr. phos.* was proved by J. C. Morgan, M.D., in 1876. The symptomology is to be found in *Allen's Encyclopædia*, Vol. X. The wide and extensive usefulness of this drug is entirely owing to its introduction by Schüssler. The provings up to the present time do not give a sufficient basis for the broad clinical applications that have been made of it according to the indications of Schüssler.

Administration.—Triturations and dilutions from the 6x to the 12x are recommended by Schüssler, although for anæmia much lower preparations have been used, as the 1x or 2x. Competent and trustworthy observers have found it advisable not to use this remedy below the 12x at night, as it is exceedingly liable to cause sleeplessness. Its external application is also recommended by Schüssler in such diseases as sprains, wounds, hemorrhages, hemorrhoids, etc. Cures with the 200th potency have also been made by Doctors Goodno, Knerr and

Norton, in catarrh, summer complaint, gonorrhœa, etc. Dr. Morgan uses the 30th potency in water in scarlatina.

Relationship.—Corresponding as it does to the first stage of inflammation without exudation, its nearest analogue is *Acon.* In anæmic conditions compare also *China*, with which it has many symptoms in common. It is interesting to note that the tree from which *China* is obtained is always found in a ferruginous locality. Schüssler expresses himself as follows in regard to the use of *Acon.* for similar indications: "In the cases where the vegetable remedy *Acon.* is used for irritation—hyperæmia—the basis of the first stage of all inflammations, the practice is indirect biochemistry. Regarding the way and the mode in which *Acon.* can bring about a cure, there are two possibilities to be thought of. Either the *Acon.* molecules, which have reached the seat of the disease, serve as a temporary substitute for the iron molecules, which have ceased to perform their function, but only until the functional disturbance has been repaired by means of the vital circulation, or the *Acon.* molecules cause at once the introduction of new iron molecules into the diseased tissue and are themselves ejected as foreign bodies as soon as the integrity of the latter has been restored, a fate which naturally also would be shared by those *Acon.* molecules which might have served as substitutes. Each of these possibilities would rest on indirect biochemistry. The healing of the irritation—hyperæmia—however, by means of *Ferr. phos.*, is a direct biochemic procedure. (*Walker's Ed. of Schüssler's Diphth.*)

Ferr. phos. corresponds in many points also to *Bryon.*, *Bellad.* and *Arnica*, and to *Hepar.* and *Mercur.*, especially in acute inflammation of middle ear. In the debility, loss of strength and vitality of children it is the remedy if the flesh is firm, complexion delicate, hair light and curly, but *Sulphur* takes its place in dark complexioned children, with flabby muscles, long and lank hair and moist skin. (Dr. Cooper.) In the rheumatic affections of the aged, when the muscles are stiff and weakened with a disposition to painful cramps, compare *Strych. phos.* California Zinfandel wine, a pure claret, the product of the vine growing in a volcanic virgin soil, strongly

impregnated with iron, possesses virtues in cases of anæmic tendency probably due to the iron soil on which it grows. After *Ferr. phos.* is very frequently indicated *Kali. mur.* (See therapeutical part.)

KALI MURIATICUM.

Synonyms.—Potassium Chloride. Kali Chloratum. Kali Chloridium. Potassii Chloridum.

Common Names.—Chloride of Potash or Chloride of Potassium. (N. B.—This drug must not be confounded with Kali Chloricum, whose synonyms are Potassium Chlorate, Potassæ Chloras and Potasii Chloras, whose common name is Chlorate of Potash and whose formula is $KClO_3$.)

Chemical Properties.—Formula KCl . Occurs in nature in mineral carnallite. It may be prepared by neutralizing pure aqueous hydrochloric acid with pure potassium carbonate or hydrate. It crystalizes in cubes, occasionally in octahedrons. The crystals are colorless or white, melt at a low red heat and volatilize at a high temperature without decomposition. It is soluble in three parts of cold and two of boiling water, and is insoluble in strong alcohol.

Preparation.—The pure chloride is prepared by trituration as directed under Class VII, *American Pharmacopœia*.

Physiologico-chemical Data.—This salt, according to Schüssler, stands in a chemical relation to fibrin; disturbances in its molecular action causes fibrinous exudations. Without the presence of this salt no new brain cell formation would take place.

General Action.—*Kali mur.* answers to croupous or diphtheritic exudations, and hence is useful in such diseases as diphtheria, dysentery, croup, croupous pneumonia, fibrinous exudations in the interstitial connective tissues, lymphatic enlargements, infiltrated inflammations, cutaneous eruptions from bad vaccine virus, etc. The principal characteristic symptoms are a white or gray coating at the base of the tongue, white or gray exudations, glandular swellings, discharges or expectorations of a thick, white, fibrinous slime or phlegm, from any mucous surface, or flour-like scaling of the skin, torpor of the liver, etc.

Guiding Symptoms and Characteristic Indications.

Mental Symptoms.—None of importance.

Head and Scalp.—Headache with vomiting, hawking up of white, milk-like mucus. Sick headache with white coated tongue, or vomiting of white phlegm, arising from a sluggish liver, want of appetite, etc. In meningitis as a second remedy.

Eyes.—Discharge of white mucus from the eyes, or yellow, greenish matter. Specks of matter on the lids. Superficial flat ulcer of the eye arising from a vesicle. Retinitis when exudation sets in. Blisters on cornea. Feeling of sand in the eyes. Ulcers of asthenic type, tedious cases, redness not excessive, begins at periphery and spreads to outer base, dirty white, yellow, discharge moderate. Onyx and hypopyon. (Norton.)

Ears.—Deafness or earache from swelling of the internal ear or Eustachian tubes, with swelling of the glands, or cracking noises on blowing the nose or swallowing. Throat deafness, white tongue, etc. Deafness from swelling of external ear. Moist exfoliation of epithelial layer of the tympanum. Granular conditions of external meatus and membrana tympani. Excessive granulations. "Proliferous form of middle ear inflammation, stuffy sensation, deafness and naso-pharyngeal obstruction. Closed Eustachian tubes. Retracted membrana tympani. Walls of external meatus atrophied; seems to act more on right Eustachian tube." (Houghton.)

Nose.—Catarrh, phlegm, white thick, now transparent. Stuffy cold in the head, whitish-gray tongue. Dry coryza. Vault of pharynx covered with adherent crusts.

Face.—Cheek swollen and painful. Faceache from swelling of face or gums.

Mouth.—Aphthæ, thrush, white ulcers in the mouths of little children or nursing mothers. Canker, excoriation and rawness of the mouth.

Tongue.—For the swelling in inflammation of the tongue. Coating of tongue, grayish-white, dryish, or slimy.

Teeth.—Gumboil before matter forms. Toothache with swelling of the gums and cheeks.

Throat.—The sole remedy in most cases of diphtheria, with *Ferr. phos.* Gargle also with same. Mumps, swelling of parotid glands. Pharyngitis, throat swollen, spots or pustules appear with gray or whitish exudation (follicular). Second remedy in tonsillitis as soon as swelling appears. Tonsils inflamed, enlarged so much can hardly breathe. Grayish patches or spots in the throat. White deposit. Tonsils spotted gray or white. Adherent crusts in vault of pharynx.

Gastric Symptoms.—Want of appetite. Biliousness with gray or white tongue. Dyspepsia and indigestion with a whitish-gray tongue, sick feeling after taking fat, pain and heavy feeling on the right side under the shoulder. The eyes look large and protruding. Fatty or rich food causes indigestion. Indigestion with vomiting of white opaque mucus, water gathers in the mouth. Gastritis when caused by taking too hot drinks. Pain in the stomach with constipation, vomiting of thick, white phlegm, or dark, clotted, viscid blood.

Abdomen and Stool.—Jaundice if caused by a chill resulting in catarrh of the duodenum, stools light in color. Sluggish action or complete torpidity of the liver, pain in right side, pale yellow evacuations, constipation and furred tongue. Typhoid or enteric fever, looseness of the bowels, flocculent evacuations. Abdominal tenderness and swelling. Typhus, with constipation. Small white thread worms causing itching at the anus (alternately with *Natr. phos.*). Flatulence, abdominal swelling, etc. Second stage of peritonitis, typhlitis and perityphlitis (see clinical case under typhlitis). Constipation, light colored stools denoting want of bile, sluggish action of liver, or occurring in consequence of some primary disturbance, especially where fat and pastry disagree. **Diarrhœa**, after fatty food, and in typhoid fever with pale, yellow, ochre or clay colored stools, white or slimy stools. **Dysentery**, purging with slimy stools. **Hemorrhoids**, bleeding piles, blood dark and thick, fibrinous, clotted.

Urinary and Sexual Organs.—Acute cases of inflammation of the bladder, in the second stage when swelling has set in and discharge is thick, white mucus. Chief remedy in chronic cystitis. Inflammatory affections of the kidneys. Dark

colored urine, deposit of uric acid. The principal remedy in gonorrhœa and orchitis, resulting from a suppression of the same. In bubo for the soft swelling, and in soft chancres it is also the chief remedy (3x). Chronic stage of syphilis with characteristic pathological conditions. Gleet combined with eczema, visible or latent. Menstruation too late or suppressed, checked or else too early, excessive discharge, dark clotted or tough black blood, like tar. Amenorrhœa, menses suppressed. Periods too frequent. Leucorrhœa, discharge of milky white mucus, thick, non-irritating, bland. Ulceration of the os and cervix uteri with the characteristic discharge of thick, white, bland secretions. Chronic congestion of the uterus, hypertrophy, second stage (see *Calc. fluor.*).

Pregnancy.—Morning sickness with vomiting of white phlegm. Puerperal fever, chief remedy. Mastitis, gathered breast, to control the swelling.

Respiratory Symptoms.—Loss of voice, hoarseness from cold, tongue white. Asthma with gastric derangements, mucus white and hard to cough up. Bronchial asthma, second stage of bronchitis, when thick white phlegm forms. Cough in phthisis, thick, white, milky sputa. Loud, noisy stomach cough; cough short, acute and spasmodic, like whooping cough, expectoration thick and white. Protruded appearance of eyes, white tongue, croupy, hard cough, harsh and barking. In croup the principal remedy for the exudation. Pneumonia, second stage, white, viscid expectoration. Pleurisy, second stage, with plastic exudations and adhesions. Wheezing rales, or rattling sounds of air passing through thick, tenacious mucus in the bronchi, difficult to cough up; hard cough.

Circulatory Organs.—Embolism, blood in a condition favoring formation of clots, which act as plugs. Second stage of pericarditis, plastic exudation, adhesions, etc. Palpitation from excessive flow of blood to the heart in hypertrophic conditions.

Back and Extremities.—Glands of neck swollen. Rheumatic fever, exudation and swelling around the joints. Acute articular rheumatism. Rheumatic gouty pains, if worse on motion and if tongue be coated white. Rheumatic pains felt only during

motion or increased by it (*Ferr. phos.*). Nightly rheumatic pains worse from warmth of bed; lightning-like from small of back to feet, must get out of bed and sit up. Hands get stiff while writing. Chronic rheumatism and swelling, when all movements cause pain. Chronic swelling of the legs and feet, painless, itching violently. Second stage of hip joint disease. Ulcers on extremities, fibrinous discharges, bunions. Tenalgia crepitans, creaking of the tendons on the back of the hand. Chilblains on hands or feet, or any part.

Nervous Symptoms.—The specific or chief remedy in epilepsy, especially if occurring with, or after suppression of eczema, or other eruptions. *Tabes dorsalis*.

Sleep.—No symptoms of importance.

Febrile Symptoms.—Congestions and inflammations, second stage, of any organ or part of the body. The second remedy in gastric, enteric or typhoid fever. In puerperal fever, the chief remedy for the exudation; also in rheumatic fever. In scarlet fever with *Ferr. phos.*, suffices to cure most cases. Typhus fever, for the constipation. Intermittent fever with characteristic accompaniments of this drug. Scarlet fever as preventive. (Holbrook.)

Skin.—Abscess, boils, carbuncles, etc., in the second stage, when interstitial exudation takes place, and to cause swelling to disappear before matter forms. Acne, erythema, eczema, and other eruptions on the skin, with vesicles containing thick, white contents. Albuminoid eczema, or other skin disease, arising after vaccination with bad vaccine lymph. Eczema from suppressed or deranged uterine functions. Dry, flour-like scales on the skin. Obstinate eczema, *crusta lactea*, scurfy eruption on the head and face of little children. Burns of all degrees (externally also), blisters, etc. Bunions, chilblains, eruptions connected with stomach, or menstrual derangement. *Erysipelas vesiculosa*, the principal remedy. Herpes zona, shingles, lupus, measles, hoarse cough and glandular swellings; also for after effects. Pimples on the face, neck, etc. Small pox, principal remedy; controls formation of pustules. Ulcers with whitish, flour-like coating, or fibrinous white discharge. *Sycosis*, primary remedy. Ingrowing toenail. Warts on hands.

Tissues.—Anæmia, as an intercurrent if skin affections be present. Hemorrhages, dark, black, clotted, or tough blood. Effects of blows, cuts and bruises, for the swelling. Dropsy, arising from heart, liver, or kidney disease, from obstruction of the bile ducts, from weakness of the heart with palpitation. Whitish liquid is drawn off; white mucous sediment in the urine and white tongue. Fibrinous and lymph exudations in the interstitial connective tissues not becoming absorbed. Chief remedy in glandular swellings, follicular infiltrations. Proud flesh, exuberant granulations. Scrofulous enlargement of the glands. Scurvy, hard infiltrations. Second remedy in sprains, strumous conditions. Bad effects of vaccination.

Modalities.—All the stomach and abdominal symptoms of this drug are worse after taking fatty food, or pastry, or any rich food. The rheumatic and other pains are increased and aggravated by motion.

Homœopathic Data.—None.

Administration.—Triturations and dilutions. Schüssler's preference is for the 6x or 12x, though latterly he has given lower potencies. In diphtheria he recommends a gargle of the 3x, 10 or 15 grains in a tumbler of water. Its external application is also recommended in burns, boils, carbuncles, skin affections, warts, etc., to be applied on lint dressings.

Relationship.—Corresponding as it does to the second stage of all inflammatory troubles, immediately upon appearance of exudation, its nearest concordants are *Bryon.*, *Mercur.*, *Apis*, *Thuja*, *Spongia*, *Iodine*, *Pulsat.*, *Rhus* and *Sulphur*.

Analyses of the following drugs show them to contain *Kali mur.* in quite considerable quantities (homœopathically considered): *Phytol.*, *Sanguin.*, *Stilling.*, *Pinus can.*, *Asclep.*, *Ailanth.*, *Anis. stell.*, *Hamam. virg.*, *Cimicif.*, *Berber.* Most of these possess many symptoms in common with *Kali. mur.* When full chemical analyses shall have been made of the various drugs, vegetable and animal, we shall be able to compare the symptoms of each drug with those of its component parts. Compare in Eustachian tube troubles *Merc. dulc.*

In Schüssler's Therapeutics *Kali mur.* assumes a role much like *Sulphur* in pure Homœopathy, as a deep acting remedy

with eradicating tendencies, useful as an intercurrent, and to prepare the way for other indicated remedies. *Kali mur.* is frequently followed by *Calc. sulph.*, which latter completes the action of the former. *Kali mur.* follows *Ferr. phos.*, when the true lymph-exudation of ripening interstitial inflammation sets in. It also supersedes *Natr. mur.* when the deeper layers of epithelium, adjoining the connective tissue basement, are involved, and even suffer exfoliation, causing a white coated tongue and an opaque whitish secretion. (Morgan.)

KALI PHOSPHORICUM.

Synonyms.—Potassium Phosphate. Potassii Phosphas.

Common Name.—Phosphate of Potash.

Chemical Properties.—Prepared by mixing aqueous phosphoric acid with a sufficient quantity of potash, hydrate or carbonate, until the reaction is slightly alkaline and evaporating. It crystallizes with difficulty. It is very deliquescent; it is freely soluble in water and insoluble in alcohol.

Preparation.—It is prepared by trituration, as directed under Class VII, *American Pharmacopœia*.

Physiologico-chemical Data.—*Kali phos.* is a constituent of all animal fluids and tissues notably of the brain, nerves, muscles and blood cells. All tissue forming substances retain it with the greatest obstinacy, all nutritious fluids contain it, hence we may well conclude that it is indispensable to the formation of tissues. We know also that the oxidation processes, the change of gases in the respiration and other chemical transformations in the blood, as well as the saponifying of the fat and its further oxidation, is brought about by the presence of the alkalis, and chiefly by the presence of *Kali phos.* Finally, in a solution of *Kali phos.*, the nerves retain their vital properties for a long time and very completely. Consequently, it is apparent that, by the diminution of the excretion of *Kali phos.* in the urine, conditions are produced within the organism, which may present many-sided resistance to the typhus decomposing element, as well as to the extension of the typhus process. (Grauvogl.)

The most important discovery of Liebig that phosphate of potash is predominant in the serum of the muscles, and *Natr. mur.* in the circulating blood, we have often made great use of, particularly with regard to preferring the one or the other nourishment. (C. Hering.)

Disturbance of its molecules produces mental depression, shown by vexation, irritability, fearfulness, weeping mood, timidity, etc. Softening of the brain, laming pains in the nerves, felt most during rest, relieved by moving moderately without exertion. Excitation, physical depression and exhaustion. Fatty degeneration of the muscle cells, putrid decomposition of the blood plasma. Too rapid disintegration of the blood corpuscles. "Physical or mental stimuli proceed from the brain (gray nervous matter), whether they be idiational, emotional, or volitional, or are sometimes induced by external causes, and sometimes originate primarily in the great nervous centres, from the operation of the instinct, the memory, the reason, or the will; but by deficiency or absence of stimulus, from want of nervous force of the gray nervous matter, paralysis may be induced. The remedy for such abnormal conditions as mental excitement, or suspension of function in the receptive substance, or the true seat of thought and volition, is potassium phosphate. (Schüssler, 13th Eng. Ed.)

General Action.—Conditions arising from want of nerve power, as: prostration, exertion, loss of mental vigor, depression. It is a restorative in muscular debility, following acute diseases, myalgia, and wasting of muscular tissue, all dependent upon impaired innervation. Atrophic conditions in old people. In cases arising from rapid decomposition of the blood corpuscles and muscle juice, such as hemorrhages of a septic nature, scorbutus, stomatitis, gangrenous angina, phagedenic chancre, offensive, carrion-like diarrhœa, adynamic or typhoid conditions, etc., it acts upon the spleen.

Guiding Symptoms and Characteristic Indications.

Mental Symptoms.—Anxiety, nervous dread without any special cause, gloomy moods, fancies, looks on the dark side of every thing, dark forebodings. Brain fag from overwork. Depressed

spirits, irritability, or great impatience. Loss of memory. Crossness and ill temper in children. Fear and fretfulness. Crying and screaming. Dread of and oversensitiveness to noise. Dulness, want of energy. Effects of fright. Hallucinations and illusions of senses. Homesickness, haunted by visions of the past and longing after them. Hypochondriacal. Hysteria from sudden emotions, fits of laughter and crying, false impressions. Insanity, mania and other mental derangements. Melancholia from overstrain of the mind. Night terrors in children. Puerperal mania. Sighing and depression. Shyness, excessive blushing from emotional sensitiveness. Somnambulism in children. Stupor and low delirium. Whining and fretful disposition. Hysterical yawning. Delirium tremens, fear, sleeplessness, restlessness and suspicion, rambling talk. Grasping at imaginary objects. Mental aberrations. Softening of the brain, early stage, starting on being touched.

Head and Scalp.—Vertigo on rising, from lying, on standing up, from sitting and when looking upwards. Vertigo and giddiness from nervous exhaustion and weakness. Cerebral anæmia. Concussion of the brain. Asthenic conditions. Headache, nervous, sensitive to noise, confusion. Headache of students and those worn out by fatigue. Headaches are relieved by gentle motion. Pains and weight in the back of the head, with feeling of weariness and exhaustion, inability for thought and characteristic mental symptoms. Headache with weary, empty, gone feeling at stomach. Neuralgic headache, humming in the ears, with feeling of inability to remain up, yet better under cheerful excitement; tearful mood, better when eating. Sleeplessness. Water on the brain.

Eyes.—Weakness of sight, loss of perceptive power, after diphtheria, from exhaustion. Excited, staring appearance of the eyes. Strabismus or squinting after diphtheria. Drooping of eyelids.

Ears.—Deafness from want of nervous perception, with weakness and exhaustion of the nerves. Noises in the ears from nervous exhaustion, on falling asleep. Discharges of foul, offensive, ichorous pus from the ears. Ulceration of membrana tympani and middle ear suppurations; when discharges are

foul, ichorous, offensive, fetid or sanious. Atrophic conditions in old people, tendency of the tissues to shrivel up and become scaly. Humming and buzzing in the ears (*Magnes. phos.*).

Nose.—Epistaxis in weak, delicate constitutions, predisposition to same. Nasal diseases, with offensive odor, fetid discharge, especially if affection be seated in the mucous lining of the nose. Ozæna.

Face.—Face livid and sunken, with hollow eyes. Neuralgic faceache with great exhaustion after the attack. Hippocratic countenance, pale, sickly and sallow.

Mouth.—Breath offensive, fetid. Cancrum oris, with ashy-gray ulcers, water canker, gangrenous canker of the mouth. Stomatitis.

Tongue.—Tongue coated, brownish like mustard. Excessively dry in the morning; feeling as if it would cleave to the roof of the mouth. Inflammation of the tongue when excessive dryness occurs, or exhaustion sets in.

Teeth.—Predisposition to bleeding of the gums; red seam on the gums. Toothache of highly nervous, delicate or pale emotional persons, with easily bleeding gums; they have a bright red seam or line on them. Nervous chattering of the teeth. Speech slow and inarticulate.

Throat.—Gangrenous sore throat. Croup, last stage, syncope and nervous prostration. After effects of diphtheria. Weakness of sight, nasely speech, and paralysis of any part. Malignant gangrenous conditions, prostrations, etc. Paralysis of the vocal chords.

Gastric Symptoms.—Excessive hungry feeling soon after taking food. A nervous "gone sensation" at the pit of stomach. Gastritis when treatment has been delayed with asthenic conditions. Indigestion with nervous depression. Stomachache from fright or excitement.

Abdomen and Stool.—Weakness in the left side under the heart. Splenic troubles, flatulence with distress about the heart, or left side of stomach. Diarrhœa foul, putrid odor, occasioned by fright, with depression and exhaustion. Dysentery, stools consist of pure blood, patient becomes delirious. Abdomen swells, dry tongue, etc. Enteric or typhoid fever, debility and other

characteristic symptoms of this drug. Cholera, stools have the appearance of rice water. Collapse, livid, bluish countenance and low pulse. Prolapsus recti, protrusion of the lining membrane of the bowel.

Urinary and Sexual Organs.—Enuresis in larger children. Paretic conditions of bladder. Incontinence of urine from nervous debility. Frequent urination or passing of much water, frequent scalding. Bleeding from the urethra. Incontinence from paralysis of the sphincter of the bladder. Cystitis in asthenic conditions with prostration. Bright's disease of the kidneys. Diabetes with nervous weakness, voracious appetite, etc. Gonorrhœa with discharge of blood. Phagedenic chancres. Menstruation too late in pale, irritable, sensitive, lachrymose females, or too scanty in similar conditions. Too profuse discharge, deep red, or blackish-red, thin and not coagulating, sometimes with offensive odor, sometimes premature. Menstrual colic in pale, lachrymose, nervous females. **Amenorrhœa with depression of spirits, lassitude and general debility.** **Hysteria**, nervous attacks, sensation of ball rising in the throat, etc. Scalding, acrid leucorrhœa.

Pregnancy.—Threatened miscarriage in nervous subjects. Puerperal mania, childbed fever. Feeble and ineffectual labor pains, spurious labor pains, tedious labor from constitutional weakness. Mastitis when the pus is brownish, dirty looking, offensive odor, adynamic condition.

Respiratory Symptoms.—Asthma from the least food. Asthma (large doses and often repeated, 3x), depressed condition of nervous system. Loss of voice from paralysis of vocal chords. Hay asthma. Hoarseness with exhausted feeling from overexertion of the voice, if rheumatic or nervous. Whooping cough in the highly nervous, with great exhaustion. Acute œdema of lungs, spasmodic cough with frothy, serous masses being brought up in excess and threatening suffocation. Shortness of breath when going up stairs, or on any exertion.

Circulatory Organs.—Feeling of faintness in nervous people, or dizziness from weak action of the heart. Faintness from fright, fatigue, etc. Intermittent action of the heart, with nervous sensitiveness, from emotions, grief or care, with palpitation,

pulse intermittent, irregular, or below normal. Palpitation after rheumatic fever, with exhaustion. Anæmia, blood poor, palpitation with sleeplessness and restlessness. Sluggish circulation.

Back and Extremities.—Idiopathic softening of the spinal cord, patient has trouble in guiding himself; loss of power of movement, he stumbles and trips easily. Paralytic or rheumatic lameness, with stiffness after rest, yet becoming better by gentle motion. Pains worse on rising from a sitting posture and by violent exertion. Bruised and painful feelings in parts affected, also discoloration. Acute and chronic rheumatism, pains disappear on moving about, severe in the morning after rest and on first rising from a sitting position, parts feel stiff. Exertion and fatigue aggravate. Stiffness, paralytic tendency. Pain in the hips. Paralyzing, drawing pain in sole of foot. Chilblains on the toes. Muscular weakness after severe illness.

Nervous Symptoms.—The great nervous tissue salt. Neuralgic pains occurring in any organ, with depression, failure of strength, sensitiveness to noise and light, improved during pleasant excitement and by gentle motion, but most felt when quiet or alone. Sciatica. Dragging pain down back of thigh to knee, torpor, stiffness, great restlessness and pain, nervous exhaustion, etc. Nervousness without any reasonable cause, patient sheds tears and makes "mountains out of molehills." Paralysis of any part of the body, partial, paraplegia, hemiplegia, facial or of the bladder, upper lid, etc. Paralysis usually comes on suddenly. Atrophic paralysis. Locomotor paralysis, loss of motor force, or stimulating power. Creeping paralysis in which the progress is slow, and tendency to wasting of the body, with loss of sense of touch, facial paralysis. Epilepsy, sunken countenance, coldness, and palpitation after the attack. Attacks come from a fright. Hysteria, attacks from sudden emotion, feeling of a ball rising in the throat. Paroxysms of pain, with subsequent exhaustion. Infantile paralysis. Spinal anæmia from exhausting diseases with laming pains, worse rest, but manifest on beginning to move.

Sleep.—Sleeplessness after worry or excitement from nervous causes. Somnambulism, walking in sleep in children. Yawn-

ing, stretching and weariness with sensation of emptiness at pit of stomach. Hysterical yawning.

Febrile Symptoms.—Intermittent fever; fetid, debilitating, profuse perspiration. Typhus, malignant, putrid, camp, nervous or brain fevers. The chief remedy in typhoid, gastric and enteric fevers with brown, dry tongue, petechiæ, sleeplessness, stupor, delirium, etc. All typhoid and malignant symptoms are met by this drug. High temperature. Scarlet fever, putrid conditions of the throat, exhaustion, stupor, etc. Excessive and exhausting perspirations with fetid odor. Perspiration while eating, with weakness at stomach. Hay fever, for nervous irritability.

Skin.—Eczema if oversensitiveness and nervousness accompany it. Felon, abscess and carbuncle when the matter becomes fetid. Pemphigus malignus, blisters and blebs over the body, watery contents, skin wrinkled and withered looking. Greasy scabs with offensive smell. Irritating secretions on skin. Itchiness of the skin with crawling sensation, gentle friction agreeable, excess causes soreness and chafing. Smallpox, putrid conditions. Chilblains on the toes, hands or ears, tingling and itching pain. Malignant pustule.

Tissues.—Anæmic conditions. **Atrophy**, wasting diseases with putrid stools. Hemorrhages. Blood dark, thin and not coagulating, putrid. General debility and exhaustion. Serous, ichorous, sanious, foul and offensive exudations, corroding, chafing exudations. **Gangrenous conditions.** Mortification in the early stages. Cancer, for the pains, offensive discharges and discoloration. Rickets with putrid discharges from the bowels. Scurvy with gangrenous conditions. **Septic hemorrhages.** Suppurations with dirty, foul, ichorous, offensive discharge of pus. Leucæmia lienalis, typhus, putrid states. Atrophic conditions in old people, tissues dry, scaly, lack of vitality.

Modalities.—Many symptoms of this remedy are aggravated by noise, by rising from a sitting posture, by exertion and continued exercise and after rest. The characteristic ameliorations are gentle motion, eating, under excitement and company; worse when alone.

Homœopathic Data.—None.

Administration.—The lower potencies seem to work best; thus the 2x or 3x in asthma is recommended by Schüssler. However, the higher, 6x and 12x, have also been employed with success.

Relationship.—Probably the nearest analogue is *Rhus tox.*, with which it has many symptoms in common. The nervous symptoms of *Pulsat.* seem to depend on the amount of *Kali phos.* therein. The peculiar mental state of *Pulsat.* is also found under this remedy. *Phytol.* also has many symptoms in common with *Kali phos.* Compare the sciatica. *Ignat.*, too, probably contains *Kali phos.*, as the hysterical symptoms are nearly identical. Other analogues are *Arsen.*, *Carbo veg.*, *China*, *Kreasote* and *Laches.*, also *Baptis.* and *Mur. ac.* In bladder troubles *Kali phos.* often finds a complementary remedy in *Magnes. phos.*, the latter corresponding more to the spasmodic affections, while *Kali phos.* more to the paralytic symptoms. In incipient paralysis of the brain, when nephritic irritation accompanies, compare *Zinc. phos.* In hemorrhages, bright or dark red, thin, watery, not clotted, follow *Kali phos.* by *Natr. mur.*, also *Nitr. ac.* After weakening diseases, the mushrooms containing *Kali phos.* restore the muscles much quicker than anything else. In its disordered mental conditions: compare *Cyclam.*, which frequently corrects the abnormal dream-like mental state of the insane.

KALI SULPHURICUM.

Synonyms.—Potassium Sulphate. Kali Sulphas. Potassæ Sulphas. Potassi Sulphas.

Common Name.—Sulphate of Potash.

Chemical Properties.—Formula, K_2SO_4 . Occurs native in lavas, etc. Crystallizes in short, permanent, colorless four and six-sided prisms. It is soluble in 10 parts of cold and 3 parts of boiling water. It is insoluble in alcohol. It has a sharp, bitter, saline taste.

Preparation.—Pure sulphate of potash is prepared by trituration as directed under Class VII, *American Pharmacopœia*.

Physiologico-chemical Data.—This remedy, according to Schüssler, is the function remedy of the epidermis and of the epithelium. A deficiency of this cell salt causes a yellow, slimy deposit on the tongue, slimy, thin, or decidedly yellow or greenish discharge and secretions of watery matter from any of the mucous surfaces, and epithelial or epidermal desquamation. The yellowness is probably due to retrograde metamorphosis—fatty degeneration of inflammatory products and of effete epithelium, etc.

General Action.—It is applicable to the third stage of inflammation or to its stage of retrogression; the sulphates being characteristic products of the oxidation of tissue and the potassium having its special sphere in the solids, and the resulting salt becomes a prominent constituent of their ashes, whence we can infer its homœopathicity to the same stage. (J. C. Morgan, M.D.) Ailments accompanied by profuse desquamation of epidermis. **Yellow mucous discharges.** Rise in temperature at night producing an evening aggravation. Another characteristic indication is amelioration in the cool, open air (*Pulsat.*). Diseases caused by a retrocession of eruptions. To produce perspiration if *Ferr. phos.* fails. Symptoms of cholera.

Guiding Symptoms and Characteristic Indications.

Mental Symptoms.—None of importance.

Head and Scalp.—Headache which grows worse in a warm room, and in the evening, and is better in the cool or open air. Dandruff, white scales on the scalp, also topically. Falling out of the hair. Rheumatic headaches beginning in the evening and in a heated atmosphere. Copious scaling of scalp, moist and sticky.

Eyes.—Cataract, dimness of the crystalline lens. Yellow crusts on the eyelids yellowish or greenish, purulent discharge from the eyes. Conjunctivitis, ophthalmia neonatorum.

Ears.—Deafness from swelling of the tympanic cavity, or with catarrh and swelling of Eustachian tubes. Worse in a heated room with a yellow, slimy coating on the tongue. Earache with discharge of watery or yellow matter. Secretion of thin, bright yellow, or greenish fluid, after inflammation.

(Thick, pus-like discharge, *Calc. sulph.*) Pain under the ear, sharp, cutting pain, tension, stitches and piercing below the mastoid process. Stinking otorrhœa. Polypoid excrescence closes the meatus.

Nose.—Colds with yellow, slimy expectorations, or of watery matter. Patient feels generally worse in the evening or in a heated room. Decidedly yellow or yellowish-green discharges from the nose. After *Ferr. phos.* in colds, if the latter does not produce free perspiration, and the skin remains dry. Old catarrh with yellowish, viscous secretion. Nose obstructed, together with yellowish discharge from posterior nares.

Face.—Faceache aggravated in a heated room and in the evening, improved in cool or open air. Pallid face. Face red, features distorted.

Mouth.—Lower lip swollen. Dryness and desquamation of the lower lip, peels off in large flakes; epithelioma, burning heat in the mouth.

Tongue.—Coating yellow and slimy, sometimes with whitish edge. Insipid, pappy taste. Lips, tongue and gums white.

Teeth.—Toothache worse in warmth and evening, better in cool open air. Chronic painfulness of the gums.

Throat.—No symptoms that are noteworthy.

Gastric Symptoms.—Burning heat in stomach, burning thirst, nausea and vomiting. Chronic catarrh of the stomach, with yellow, slimy, coated tongue. Dyspepsia. Indigestion with sensation of pressure as of a load and fulness at the pit of the stomach, painful, and water gathers in the mouth. Colicky pains in stomach, when *Magnes. phos.* fails. Deep-seated pain in stomach. Gastric fever with a rise of temperature in the evening and fall in the morning. Thirstlessness. Dread of hot drinks. Jaundice from gastric catarrh.

Abdomen and Stool.—Yellow, slimy, watery, purulent diarrhœa, with characteristic tongue. Pains resembling colic. Abdomen feels cold to touch. Pains similar to flatulent colic, caused by great heat, from excitement, and sudden coldness of the part shortly after. Gas escaping from the bowels has a sulphurous odor. Purging and severe colic. Internal and external hemorrhoids, with characteristic tongue and secretions. Typhoid and

enteric fevers, with rise of temperature at night and fall in the morning. Tympanitic abdomen, cramp and every indication of approaching peritonitis. Abdomen very tense. Symptoms of cholera.

Urinary and Sexual Organs.—Gonorrhœa slimy, yellow or greenish discharge. Balanitis, gleet. Leucorrhœa. Discharge of yellow, greenish, slimy or watery secretions. Menstruation too late and too scanty, with a feeling of weight and fulness in the abdomen, and headache, yellow coated tongue. Syphilis with characteristic evening aggravation, etc. Metrorrhagia.

Pregnancy.—Symptoms are wanting.

Respiratory Organs.—Bronchial asthma with yellow expectoration, worse in the warm season or in a hot atmosphere. Bronchitis, expectoration distinctly yellow, or greenish, slimy, or watery and profuse. Cough worse in the evening with heat. Mucus slips back and is generally swallowed, hard hoarse cough like croup. Weary feeling in the pharynx. Great rattling in the chest, rattling of mucus with cough. Third stage of catarrhal cough, with free, yellowish expectoration. Croupy hoarseness, speaking is fatiguing, hoarseness from cold. Whooping cough for yellow, slimy expectoration. Pneumonia with wheezing, yellow, loose, rattling phlegm is coughed up, or watery matter. Suffocative feeling in a hot atmosphere. Desire for cool air.

Circulatory Organs.—Pulse quick with slow, throbbing, boring pain over crest of ilium. Pulse scarcely perceptible.

Back and Extremities.—Neuralgic or rheumatic pains in the back, nape of the neck or in the limbs, if periodical, worse in the evening or in a warm room, and if decidedly better in a cool or open atmosphere. Rheumatic pains in the joints or any part of the body, when of a shifting, wandering, flitting nature, settling in one place, then another, with characteristic modalities. Fungoid inflammation of the joints. Cramps in upper and lower extremities.

Nervous Symptoms.—Neuralgic pains in different parts of the body, with tendency to shift in locality.

Sleep.—Very vivid dreams.

Febrile Symptoms.—Temperature rises in the evening until midnight, then falls again. It assists in promoting perspira-

tion, hence should be given frequently, and warm coverings at the same time should be applied. Fevers from blood poisoning, gastric, enteric and typhoid fevers, scarlet fever, stage of desquamation, cold sweat.

Skin.—Epithelial cancer, with discharge of thin, yellow, serous matter. Eczema, when the discharge is yellow or greenish, watery, or when suddenly suppressed. Sudden retrocession of the rash, from a chill or other causes, in any eruptive disease—measles, scarlet fever, eczema, etc., when the skin is harsh and dry. Blistering erysipelas to favor falling off of scabs. Diseased condition of the nails, interrupted growth, etc. (*Silicea*). Skin scales freely on a sticky base. Sores on the skin with yellow watery secretion; surrounding skin peels off. In smallpox to promote falling off of crusts, and formation of healthy skin. Scaly tetter in the palms. Chafing of children. Old tetter.

Tissues.—Inflammations with yellow, watery, serous, purulent secretions. Serous, watery exudations. Torpidity, depressed vitality, and disease makes rapid headway. Soft polypi. Epithelioma.

Modalities.—The grand characteristics are the evening aggravation, and the amelioration in the cool open air. Great aggravation in a heated room.

Homœopathic Data.—No regular proving, but a brief collection of symptoms derived from very large doses, old school sources, is found in *Allen's Encyclopædia*, Vols. V and X. They are included in the above.

Administration.—Schüssler recommends the 12x and 6x, these giving the best results. In febrile conditions it must be given frequently. It is recommended externally in dandruff and diseases of the scalp. Often completes a cure commenced by *Kali mur*.

Relationship.—The nearest analogue to *Kali sulph*. appears to be *Pulsat*. It is interesting to compare these two remedies, as they have many symptoms in common. Thus both have:

Aggravation of symptoms in a warm room. Amelioration in the cool and open air. Discharges from mucous membranes are yellow, purulent in character; sometimes yellowish-green. Coating of tongue yellow and slimy. Pressure and

feeling of fulness in stomach. Gonorrhœa with yellow or yellowish-green, bland discharge. Yellow mucous expectoration from the lungs on coughing. Hoarseness from a simple cold. Pains in the limbs, worse at night and from warmth; better in cool, open air. Palpitation of the heart. Migratory, or shifting and wandering rheumatic pains. A chemical analysis of *Pulsat.* shows that one of its constituents is *Kali sulph.*, another is *Kali phos.* and another is *Calc. phos.* Its mucous symptoms probably are due to the presence of *Kali sulph.*, and its mental and nervous symptoms to *Kali phos.*, but, of course, this is pure hypothesis and only suggested for further study and observation. *Kali sulph.* often follows with advantage *Kali mur.*

MAGNESIA PHOSPHORICA.

Synonyms.—Magnesium Phosphoricum.

Common Name.—Phosphate of Magnesia.

Chemical Properties.—Formula, $MgHPO_4 \cdot 7(H_2O)$. It is made by mixing phosphate of soda with sulphate of magnesia. The crystals resulting are six-sided, needle like. They have a cooling, sweetish taste. They are sparingly soluble in water; 322 parts dissolving one part after standing a long time. Boiling decomposes it. It exists in the grains of cereals, and can be detected in considerable quantity in beer.

Preparation.—The salt is triturated according to Class VII, *American Pharmacopœia*.

Physiologico-chemical Data.—Is an earthy constituent of muscle, nerves, bone, brain and teeth. A disturbance of its molecular motion causes cramps and pains. Schüssler says that the action of *Magnes. phos.* is the reverse of that of iron. By functional disturbance of the molecules of the latter, the muscular fibres relax; through the functional disturbance of the magnesium molecules they contract, hence it is the remedy for cramps, convulsions and other nervous phenomena. The white fibres act as conductors of external and internal stimuli, whether sensory or motor, or reflex. The conductivity and excitability of the fibres

may become abnormal; stimuli applied may not only excite sensation, but also contractions or motion by direct conduction along a nerve or else by the conduction of a stimulus to a nervous centre (gray matter), whence it is reflected along another nerve to the muscles. Sensory impressions have different channels, special paths by which they travel: touch, pain, the sense of heat or cold and the muscular sense, each having its own channel; tactile sensibility its own path in the white columns of the cord. (Schiff.)

General Action.—Diseases having their seat in the nerve fibre cells or in the terminal bulbs of the nerves, in the muscles or in the muscular tissue itself, are cured by this remedy. Pains which are darting, spasmodic in character, boring, lightning-like, accompanied by a constrictive feeling. They are often changing in locality, and are relieved by warmth and pressure. It is a purely antispasmodic, and hence is curative in cramps, spasms of the glottis, tetanus, epilepsy, spasmodic retention of the urine, paralysis agitans, etc.

Guiding Symptoms and Characteristic Indications.

Mental Symptoms.—Illusions of the senses, sobbing.

Head and Scalp.—Excruciating headaches with tendency to spasmodic symptoms. Pains shooting or stinging, shifting, intermittent or paroxysmal. Neuralgic or rheumatic headaches always relieved by external application of warmth. Very acute pains in the head, more in young and strong persons. Specially indicated if an injurious stimulus has acted on a sound nervous tissue. Nervous headaches with sparks before the eyes, diplopia.

Eyes.—Vision affected, sees colors before the eyes (chromatopsia), sparks (also *Calc. fluor.*), eyes sensitive to light, photophobia, diplopia, pupils contracted, dulness of vision from weakness of the optic nerve. Nystagmus, strabismus, spasmodic squinting, ptosis or drooping of the eyelids (also *Kali phos.*). Twitching of the eyelids. Orbital and supraorbital neuralgias, worse on the right side and relieved by warmth applied externally.

Ears.—Weakness of the auditory nerve fibres causing deafness. Otalgia purely nervous in character.

Nose.—Loss or perversion of the sense of smell, even unaccompanied with catarrhal troubles.

Face.—Prosopalgia, supra and infraorbital nerves involved, pains shoot about like lightning along the course of nerves, always better from warmth, aggravated on the right side, worse when the body gets cold. Teeth sensitive. Neuralgia spasmodic in character. Right-sided facial neuralgia, jerking, cutting, pain worse after going to bed.

Mouth.—Convulsive twitchings of the corners of the mouth.

Tongue.—Generally clean.

Teeth.—Toothache neuralgic and shooting, teeth sensitive, especially if hot liquids ease the pain (if cold, *Ferr. phos.*). Convulsions and cramps during dentition without fever, convulsive symptoms after failure of *Bellad.*

Throat.—Spasms of the glottis with suffocative feeling. Laryngismus stridulus or spasm of the larynx. Spasm or spasmodic constriction of the throat on attempting to swallow liquids, especially with sensation of choking.

Gastric Symptoms.—Gastralgia, relieved by warmth and bending double, flatulent distension of the stomach with constrictive pain. Hiccough, spasmodic and convulsive. Regurgitation of food.

Abdomen and Stool.—Enteralgia relieved by warmth and bending double, flatulent colic forcing patient to bend double, relieved by rubbing, warmth, accompanied with belching of gas which gives no relief. Flatulent colic of children and the newborn, with drawing up of legs, remittent colic, crampy pain if associated with acidity (*Natr. phos.*). Indigestion with crampy pain, tongue clean. Watery diarrhoea with vomiting and cramps in the calves, choleraic cramps. Stools expelled with force. Dysentery with characteristic accompaniments, with spasmodic retention of urine, cutting, darting, lightning-like pains in hemorrhoids.

Urinary and Sexual Organs.—Nocturnal enuresis caused by nervous irritation, urine spasmodically retained. Deficiency or excess of urinary phosphates. (J. C. Morgan.) Gravel, deposit in the urine (*Natr. sulph.*). Vesical neuralgia after use of a catheter, sensation as if the muscles did not contract. Menstrual colic, pain during or preceding flow, vaginismus. Ovarian neuralgia worse on the right side. (W. P. W.)

Pregnancy.—Spasmodic labor pains with cramps in the legs, crampy pains, excessive expulsive efforts. Puerperal convulsions (intercurrent).

Respiratory System.—Asthma when flatulence is troublesome. Spasmodic closure of the windpipe, with sudden, shrill voice, constriction of the chest. Persistent semi-chronic cough of a pseudo-catarrhal, nervous character. (J. C. Morgan.) True spasmodic cough, coming on in paroxysm without expectoration; convulsive fits of nervous cough ending in a whoop; whooping cough; spasmodic cough at night, with difficulty of lying down.

Circulatory Organs.—Angina pectoris, neuralgic spasms (better given in hot water); nervous palpitation of the heart when spasmodic.

Back and Extremities.—Acute, boring, darting, neuralgic pains in any part of the back. Shifting pains, intercostal neuralgia. Involuntary shaking of the hands, even when caused by alcoholism. Paralysis agitans. Pains in the nape and back of head, neuralgic in character. Neuralgic pains in the limbs. Sciatica with excruciating, spasmodic pains. Violent pains in acute rheumatism of the joints (as intercurrent during rheumatic fever). Deficiency in locomotive power.

Nervous Symptoms.—Nutrition and function remedy for the nerve tissues. (Hering.) Spasms from idiopathic affections of motory nervous tissues. Convulsions with stiffness of the limbs, or of the body, fingers clenched, thumbs drawn in. Singultus. Chorea, involuntary movements and contortions of the limbs. Epilepsy resulting from vicious habits, spasms, stiffness of limbs, clenched fists and teeth. Paralysis agitans, trembling of hands, limbs, on shaking of head. Paralysis of nerve fibres. Writer's cramp, piano or violin player's cramp. Tetanic spasms, lockjaw (rub it into the gums).

Sleep.—Spasmodic yawning. "Insomnia from exhaustion or lack of brain nutrition." (J. C. M.)

Febrile Symptoms.—Intermittent fever with cramps in the calves.

Skin.—No symptoms.

Tissues.—Spasms and neuralgias.

Modalities.—All the pains of this remedy are characteristically worse on the right side, and are always relieved by warmth externally applied. The colicky pains are relieved by bending double and by friction.

Homœopathic Data.—This drug has never been proved, hence the above compilation is mainly clinical. The authors did, indeed, inquire of some of our homœopathic leaders who constantly use the remedy for some guiding symptoms for its use, and were referred to the pathogenesis of *Magnes. carb.* and *Phosphor.*, and at the same time were cautioned against the “purely theoretical indications of Schüssler:” but wherein the greater scientific accuracy of this method over that of Schüssler, we fail to see.

Administration.—Schüssler recommends the 6x potency, and adds that it acts better in hot water. Many practitioners have verified the observation, and found also that in case of failure with this preparation the lower potencies, such as the 2x or 3x, cured. In colic, Dr. J. C. Morgan advises the 30th, dissolved in water, and doses at short intervals.

Relationship.—In nervous affections compare *Kali phos.* This drug, however, is relieved by cold applications, also with *Calc. phos.*; where fever is present, compare *Ferr. phos.*; in strabismus, if caused by worms, *Natr. phos.*; in watery secretions, diarrhœa, etc., compare *Natr. mur.*; in epilepsy compare *Kali mur.*, *Calc. phos.* and *Silicea*. *Magnes. phos.* corresponds to *Bellad.*, *Magnes. mur.*, *Chamom.*, *Hyosc.*, *Coccul.*, *Coloc.* and *Diosc.* and notably to *Ignat.* It may be thought of as a *Pulsatilla-Ignatia*. In menstrual pains it is like *Pulsat.*; but *Pulsat.* is relieved by cold applications instead of warm ones. *Lobel.*, *Symphyt.*, *Stramon.* and *Viburn.*, among other constituents, contain *Magnes. phos.*, which probably accounts for similar symptoms. But the most striking resemblance is with *Coloc.* in colic, neuralgia, etc., and this is explained by the fact that *Coloc.* contains 3 per cent. of *Magnes. phos.* Very similar again to *Gelsem.* in some of its symptoms. They correspond in the mixture of spasmodic and paretic symptoms, hence their successful employment in hysteria, hypochondriasis and spinal irritation. Naturally enough comes in here *Ignat.*, which com-

pare. In spasms, *Magnes. phos.* is like *Bellad.*, and follows the later, when it fails, with dilated pupils, staring eyes, starting at the slightest noise or fear. (J. C. Morgan.)

NATRUM MURIATICUM.

Synonyms.—Sodium Chloride. Chloruretum Sodicum. Natrium Chloratum Purum. Sodii Chloridum. Chloride of Sodium.

Common Names.—Common Salt. Table Salt.

Chemical Properties.—Formula, Na Cl. It occurs abundantly in nature, nearly everywhere. It crystallizes from aqueous solutions in colorless, transparent, anhydrous cubes; it is soluble in three parts of cold water, scarcely more in boiling. It is insoluble in absolute alcohol. Its watery solutions dissolve several bodies insoluble in water, *e. g.*, *Calc. phos.*, etc.

Preparation.—One part of weight of pure chloride of sodium is dissolved in 9 parts by weight of distilled water. Amount of drug power, one-tenth. Dilutions must be prepared as directed under Class Va, and triturations according to Class VII, *American Pharmacopœia*.

Physiologico-chemical Data.—This salt is a constituent of every liquid and solid part of the body.—A disturbance of the molecules of this salt causes, according to Schüssler, a change in the normal proportion of moisture in the respective tissues, showing itself in a decrease of secretions in one part of the body and an increase in another, as for example: an increase of the mucous secretion of the stomach with, at the same time, decrease of the mucous secretion in the intestinal canal, and thereupon pains in the stomach with vomiting of mucus and retarded evacuations from the bowels. *Natr. mur.* through its osmotic power regulates the degree of moisture in the tissues.

General Action.—*Natr. mur.* promotes the activity of tissue change and increases the excretion of urea, hence its use in chronic scrofulous ailments, affecting the glands, bowels and skin. A serous discharge is the leader to this drug. It causes pains in any part of the body, when they are accompanied by salivation, increased lachrymation, or by

vomiting of water or mucus. Catarrhs of all mucous membranes with secretions of transparent, watery, coarse, frothy mucus. Vesicles with watery contents, which burst and leave a thin scurf. Watery vomiting, increased aqueousness of any part of the body, hydrocephalus, etc. The tongue has a clean, shiny appearance or bubbles of frothy saliva extend along its sides, or is broad, pallid, puffy, with a pasty coat. Diminished secretions of any part of the body, salty taste. It acts upon the blood, lymphatic system, the mucous lining of the digestive tract, and upon liver and spleen. It causes a deterioration of the blood, partaking of a scorbutic nature, giving rise to inflammations going on to ulcerations and producing a distinct dyscrasia. It also produces, and hence cures, a cachexia like that resulting from ague plus quinine.

Guiding Symptoms and Characteristic Indications.

Mental Symptoms.—Hopeless feeling about the future. Dejection of spirits, consolation aggravates; fluttering of the heart follows. Delirium with starting, wandering delirium with frothy appearance of the tongue. Hypochondriacal mood with constipation.

Head and Scalp.—Dull, heavy headache with profusion of tears, drowsiness and unrefreshing sleep. Headaches with constipation, from torpor and dryness of a portion of the intestinal mucous tract, when the tongue is clean or covered with bubbles of frothy saliva. Headache with vomiting of transparent phlegm or water, also sick headache with this symptom (*Calc. phos.*). Hammering headache, generally worse in the morning. Headache of school girls during menses, with burning on the vertex. This is the chief remedy in sunstroke. (Schüssler.) Itching eruption on margin of hair at nape of neck. Dandruff, white scales on scalp sometimes co-existing with watery secretions from the mouth, nose or eyes. Falling off of hair.

Eyes.—Dimsightedness. Blisters on the cornea, white spots on same, it acts especially on the corpus vitreum. Gauze before the eyes, letters run together when reading. Scrofulous ulcers of the cornea with photophobia. Discharge of clear mucus from the eyes, or flow of tears with obstruction of tear

duct, worse after use of nitrate of silver. Conjunctivitis with white mucous secretions, and acrid lachrymation. Granulated eyelids with or without secretion of tears. Useful in blephoritis, the thick and inflamed lids smart and burn, with acrid lachrymation. Lachrymation with eruption of small vesicles causing scalding of the parts. For muscular asthenopia we have no better remedy. Neuralgic pains in the eyes, periodical, with flow of tears and reddened conjunctiva. Ciliary neuralgia coming and going with the sun.

Ears.—Deafness from swelling of the tympanic cavity, with watery conditions of the tongue. Catarrh of tympanic cavity and Eustachian tube (*Kali sulph.*). Roaring in ears. Purulent discharges from ears.

Nose.—Old nasal catarrhs with loss of smell. Colds causing vesicular eruptions with watery contents, which burst and leave thin scurfs or crusts, scurf and scabs in the nose. Influenza, hay fever. Chronic catarrhs of bloodless patients, mucus having a salty taste. Coryza with clear, watery discharge or alternating with dry coryza, with loss of smell and taste, posterior nares feel dry. Epistaxis from stooping and from coughing.

Face.—Sallow complexion, leaden. Faceache with constipation, with characteristic tongue or with vomiting of clear water. Periodical neuralgia after quinine, with lachrymation. Greasy appearance of skin. Sweating while eating. Sycosis, whiskers fall out, with much itching, vesicles with watery contents.

Mouth.—Blisters like pearls around the mouth, humid sores in the commissures. Thrush with salivation. Cracks in lips, burning and painful.

Tongue.—Coating slimy, clear and watery, sero-mucous, and when small bubbles of frothy saliva cover the sides. Loss of taste. Vesicles on the tip of the tongue. Mapped tongue.

Teeth.—Sensitive, easily bleeding, ulcerated gums. Toothache with involuntary flow of tears or salivation. Looseness of teeth. Ranula, chronic inflammation of the salivary glands. Teething with dribbling of saliva.

Throat.—Diphtheria if the face be puffy and pale with drowsi-

ness, watery stools, flow of saliva, or vomiting of water. Post-diphtheritic paralysis when food goes the wrong way and only liquids can be swallowed. Sore throat with transparent mucus covering the tonsils. Relaxed uvula, chronic sore throat with feeling of plug and great dryness of the throat. Swelling of submaxillary glands, lips and cervical glands. Goitre with watery secretions (chief remedy *Calc. phos*). Mumps with salivation and frequent coughing of mucus, tasting salty.

Gastric Symptoms.—Indigestion with vomiting of clear frothy water or stringy saliva, or with pain and salivation. Stomach-ache with above symptoms. Heaviness and fulness. Water-brash, water coming up into the throat, not acid. Pressure and distension of the stomach, with longing for salt food. Longing for salty and bitter things. Violent thirst. Heartburn after eating. Sour taste. **Aversion to bread.** Jaundice with drowsiness.

Abdomen and Stool.—Constipation when arising from want of moisture, dryness of the mucous linings with watery secretions; in other parts, watery vomiting, watery eyes, salivation, etc. Hemorrhoidal constipation. Constipation accompanied with much weakness of the intestines. Great torpor but without pain. Dry stool producing fissure, burning pain in the rectum. Torn, bleeding, smarting feeling after stool, which is hard, difficult and crumbling, with stitches in the rectum. Diarrhœa with watery, frothy stool. Diarrhœa alternating with constipation. Excoriating watery diarrhœa, involuntary, knows not whether flatus or fœces escape. Great emaciation especially about the neck.

Urinary and Sexual Organs.—Polyuria especially if accompanied with waterbrash and with much emaciation. Hæmaturia from scurvy; cutting and burning after urination. Catarrh of bladder with characteristic discharge. Gonorrhœa with scalding. Chronic gonorrhœa (gleet), transparent, watery slime. Chronic syphilis, serous exudation, loss of hair from the pubes. Seminal emissions followed by chilliness and lassitude with increased sexual desires. Scrotal œdema. Discharge of prostatic fluid. Burning and soreness of vagina after urinating. Menstruation, discharge thin, watery, bloody, delayed menstruation with headache. Terrible sadness during menses. Leucorrhœa

watery. Copious catamenia with slimy, corroding leucorrhœa, watery, smarting discharges, after or between periods. Scalding, irritating discharges, causing itching and falling off of the hair on the pubes. Before menses sad and melancholic, during and after menses, headache. Prolapsus, must sit down to prevent it. Great dryness of the vagina. Chlorosis, dirty look to the skin with palpitation.

Pregnancy.—Morning sickness with vomiting of frothy, watery phlegm.

Respiratory System.—Acute inflammation of the windpipe, with clear, frothy, watery phlegm, loose and rattling, sometimes raised with difficulty. Chronic bronchial catarrh, “winter cough,” cough with bursting headache, tears stream down the cheeks and involuntary urination. Asthma with profuse watery mucus. Whooping cough with same conditions. Inflammation of the lungs with much rattling phlegm, clear, serous and frothy, coughed up with difficulty. Pleurisy when serous exudation has taken place. Œdema of the lungs with characteristic expectoration. Hoarseness, pain, dyspnoea.

Circulatory Organs.—Pulse rapid and intermittent, worse lying on left side, felt all over the body, especially in the epigastrium, in hyperæmic and scorbutic conditions. Palpitation with anxiety and sadness, in anæmic conditions.

Back and Extremities.—Emaciated neck in children. Backache relieved by lying on something hard, spine and extremities oversensitive. Feeling of coldness in the back. Periodical attacks of gout. Great weakness and weariness. Chronic rheumatism of the joints. Joints crack; rheumatic, gouty pains, involuntary jerking of legs, fidgets or jerkings during sleep. Stiffness and arthritic swellings, ankles weak. Pain in small of back on rising up. Blistering festers on the fingers, containing watery fluid, often caused by arsenical wall papers. Hangnails.

Nervous Symptoms.—Sensation of numbness in suffering parts. Paralysis. Neuralgic pains recurring at certain times, with flow of saliva or tears. Shootings along the nerve fibre with watery symptoms. Chorea. Hysterical debility, worse in the morning. Easily fatigued. Singultus (*Magnes. phos.*).

Sleep.—Excessive sleep if traced to an excess of moisture in the brain. The natural amount of sleep is unrefreshing and he feels tired in the morning on awaking. Constant and excessive desire to sleep. Dreams of robbers in the house. Insomnia.

Febrile Symptoms.—Scarlet fever with drowsiness, twitching or vomiting of watery fluids. Profuse night sweats. After the second remedy in rheumatic fever with chilliness and characteristic symptoms. Hay fever with watery discharges from the eyes and nose. Typhus fever when stupor and sleepiness are great. Intermittent fever after abuse of quinine, living in damp regions, or newly turned ground. Chill from morning till noon, heat with increased headache and thirst, sweat sour and weakening, much backache and headache, great languor, emaciation, sallow complexion and fever blisters on the lips. Typhoid or malignant symptoms when such accompaniments as twitchings, drowsiness and watery vomiting occur.

Skin.—Chronic skin diseases, urticarious and miliary eruptions. Eczema, fine scales or eruptions with watery contents. Herpetic eruptions occurring in the course of a disease, blisters, blebs and watery vesicles on the skin. Herpes in bend of knee. Colorless watery vesicles forming into thin scabs or crusts, which fall off and readily form again. Intertrigo, soreness of the skin in children with watery symptoms. Warts on the palms of the hands. White scales on the scalp, interigo between thighs and scrotum, with acrid and excoriating discharge. Pphemphigus, watery blebs. Shingles or herpes Zoster with characteristic symptoms. Rupia, blisters, not pustular eruptions. Sycosis if watery symptoms correspond, beard falls out, dandruff. **Effects of insect bites.** Nettlerash, itching violently, appears after bodily exertion, tetter in bends of joints, oozing of an acrid substance. Eruptions on the flexor surfaces of joints. It is usually the second remedy in herpes Zoster. Eczema from eating too much salt. (Ludlam.) Fungus hæmatodes.

Tissues.—Anasarca, accumulation of serum in the areolar tissues. Dropsy or dropsical swellings, puffiness of the tissues. Serous or watery exudations, serous secretions. Anæmic con-

dition, blood thin and watery; chlorotic conditions; hydraemic, adynamic conditions, varices. Basedow's disease. Addison's disease. Dryness of mucous membranes, going on to erosion. Emaciation while living well; emaciation especially of the neck. Chronic swelling of lymphatic and sebaceous glands. Acts upon cartilage, mucous follicles and glands, salivary and mesenteric glands. All exudations and secretions are transparent, slimy, like boiled starch. Hangnails.

Modalities.—Generally worse in the morning, periodically; at the seaside and in cold weather. Backache is relieved by lying on something hard. Complaints after urinating; after abuse of nitrate of silver; from quinine. Stings of insects.

Homœopathic Data.—This drug was first proved by Hahnemann and appears in Vol. IV of the *Chronic Diseases*. It was also reproved by the Austrian Society of Provers, and the pathogenetic effects recorded by Hahnemann and therapeutic results obtained by the use of the 30th potency brilliantly verified.

Administration.—Schüssler recommends the 6x and 12x potencies. The general experience of the homœopathic school seems to be in favor of the higher potencies, thus H. C. Allen, M.D., says it will cure more quickly in the attenuations above the 30th than below. Schüssler recommends also its external application in such diseases as the stings of insects, also as a gargle or spray in catarrhal affections.

Relationship.—Compare *Kali sulph.* in catarrhs of the Eustachian tubes and tympanum. In gastric and intestinal conditions compare *Natr. sulph.* In headache of young girls during menses compare *Calc. phos.* and *Ferr. phos.* Headache during catamenia, *Kali sulph.* when metrorrhagic symptoms preponderate. When the menses are scanty, *Natr. mur.* In bites of insects, *Ledum* comes nearest, but *Ferr. phos.* and *Kali phos.* have also been successfully employed. *Natr. mur.* has as a close analogue *Lycop.* which will often be needed to supplement its action. *Natr. mur.* regulates moisture exudation from the circulation—especially when from the arterial system, while *Natr. sulph.* is more indicated when from the venous system.

NATRUM PHOSPHORICUM.

Synonyms.—Sodium Phosphate. Natri Phosphas. Phosphas Natricus. Sodæ Phosphas. Sodii Phosphas.

Common Name.—Phosphate of Soda.

Chemical Properties.—Formula, $\text{Na}_2 \text{HPO}_4, 12 (\text{H}_2\text{O})$. Sp. gravity, 1.55. It is prepared by neutralizing orthophosphoric acid with carbonate of sodium and is also made from bone ash. It crystalizes in large, transparent, monoclinic prisms containing 12 molecules of water of crystallization. It has a mild, cooling, saline taste. It is soluble in two parts of hot and in six of cold water. It is insoluble in alcohol. Solutions are slightly alkaline.

Preparation.—The pure phosphate of soda is triturated as directed under Class VII, *American Pharmacopœia*. (Should be kept well corked.)

Physiologico-chemical Data.—Through the presence of this salt lactic acid is decomposed into carbonic acid and water. It absorbs the carbonic acid, taking up two molecules for every molecule of itself, and carries it to the lungs, where the oxygen of the air sets the carbonic acid free in exchange for oxygen. Hence it is the remedy for conditions arising from excess of lactic acid. It prevents inspissation of the bile and mucus with crystallization of cholesterin in the gall duct, and will thus remove the cause of many cases of jaundice, hepatic colic, bilious headache and imperfect assimilation of fats from lack of bile.

The rôle of this salt in the normal economy, according to Molleschott and Schüssler, largely consists in the catalysis of lactic acid in the blood; thus purifying that fluid organ from this effete product of muscular function, which transforms stored glycogen into the acid. The liver is the prime and master laboratory of the animal body. It is essential to both the nitrogenous and the hydro-carbonaceous transformations, to the renewal and the depuration of the blood, to the production of glycogen and grape sugar from starchy and saccharine food, and to the higher oxidation of uric acid, and other effete tissue principles, into urea, ready for elimination by the

kidney; and by bile-formation, contributes to the intestinal work. When inert this organ falls short of this extensive function; when overactive, it exceeds it, and overproductions appear with symptomatic effects. These functions are principally due to cell-action. There are two classes of functional or parenchymatous cells; the biliary, spread out as epithelium in the capillary branches of the ducts, in intimate relation with the vessels of the liver, and likewise with the remaining set of functional cells, viz., those of the hepatic acini, also lying in intimate relation to the blood vessels and to the biliary capillaries, with their glandular epithelium. This double duty belongs to the large cells of the acini; viz., the formation of glycogen and the formation of uric acid. In addition, the old red blood globules are here in the liver, but in the portal system of veins, now become capillary in the acini, are finally disintegrated, and the new-formed globules perfected. All of these varied functions, separate as they are, undoubtedly assist each other—furnishing necessary chemical exchanges, etc. The glycogen is believed to be mainly carried away in the blood-current, to be stored in the muscular tissues, furnishing motor energy thereto, and being chemically split into two parts of lactic acid. This acid aids in later vital functions of the body, and is at last transformed into carbonic acid and water, while circulating in the blood. This transformation takes place through the presence in the blood of phosphate of soda—*Natr. phos.*—and by a catalytic action of this salt. Any deficiency in this prevents this chemical change, and the lactic acid remains as such. An acid state of the system now prevails; rheumatism, dyspepsia, intestinal troubles, etc., ensue. According to Schüssler, by the administration of molecular doses of this drug, this catalytic action is at once restored—the acid state ceases, and the rheumatic and other symptoms subside, (J. C. Morgan, M.D.)

General Action.—Diseases of infants suffering from excess of lactic acid, resulting from overfeeding with milk and sugar. Ailments with excess of acidity. Thin, moist coating on the tongue. The soft palate also has a yellowish, creamy look. Sour eructations, sour vomiting, greenish diarrhœa, pains, spasms and

fever with acid symptoms, etc. Acts also upon the bones and glands, lungs and abdominal organs. It is, possibly, the remedy for diabetes, for, as is well known, sugar is changed into lactic acid. This, by the presence of *Natr. phos.*, is converted into carbonic acid and water—while this salt thus lessens the quantity of the lactic acid in the system, it furnishes room for a further supply of it from the sugar, and in this way it reduces the amount of sugar to the normal degree. (Schüssler).

Guiding Symptoms and Characteristic Indications.

Mental.—Anxious and apprehensive.

Head and Scalp.—Headaches on crown of head; occurring after taking thick, sour milk, on awaking in the morning. Creamy appearance at the back part of the palate. Yellow, moist tongue. Severe pain in the head as if the skull were too full, frontal or occipital, with nausea or some slimy vomiting. Intense pressure and heat on the top of the head as if it would open. Giddiness, vertigo with gastric derangements. Sickening headaches, ejection of sour froth.

Eyes.—Discharge of golden, yellow, creamy matter from the eyes. Ophthalmia, conjunctivitis, discharge of yellow, creamy matter, the lids are glued together in the morning. Squinting caused by intestinal irritation from worms, with concomitant symptoms. Granular conjunctivitis when granulations look like small blisters. Scrofulous ophthalmia. Pain over eyes.

Ears.—Ears sore, externally, burn and itch, thin, cream-like scabbing, with yellow tongue. One ear red, hot, frequently itchy, accompanied by gastric derangements and acidity.

Nose.—Picking at the nose, associated with acidity and worms. Pricking in the nares. Offensive odor before nose.

Face.—Red and blotched face, yet not feverish, with acidity, etc., white about nose or mouth, yellow, creamy tongue. Paleness or bluish, florid appearance of face, sour risings, etc.

Mouth.—Yellow, creamy coating at the back part of the roof of the mouth. Acid taste in the mouth.

Tongue.—The great keynote for this remedy is the moist, creamy or golden, yellow coating at the back part of the tongue. Blisters and sensation of hairs on tip of tongue.

Teeth.—Grinding of the teeth in children during sleep.

Throat.—The same moist, creamy or golden, yellow coating found at the base of the tongue, is also found upon the soft palate, tonsils and uvula. Inflammation of any part of the throat with this accompaniment, calls for *Natr. phos.* It is also usually accompanied by an acid condition of the stomach. Diphtheritic throat, falsely so called. Dropping of thick, yellow mucus from posterior nares, worse at night.

Gastric Symptoms.—Acidity, sour risings due to excess of lactic acid. Gastric abrasions and ulcerations. Pain after food in one spot. Vomiting of sour fluids or of a dark substance like coffee grounds, sour risings, loss of appetite. Dyspepsia with characteristic eructations and tongue, sour taste in the mouth. Pain sometimes comes on two hours after taking food. Nausea and vomiting of acid fluids and curdled masses (not food). Waterbrash with acidity. Flatulence with sour risings. Colic in children with symptoms of acidity, such as green, sour smelling stools, vomiting of curdled milk, etc. Empty, gone feeling in stomach, with feeling of weight above the ensiform cartilage.

Abdomen and Stool.—Habitual constipation with occasional attacks of diarrhœa, in young children. Acts upon the glandular organs of the intestinal tract. Diarrhœa caused by excess of acidity, stools sour smelling, green, jelly-like masses of mucus, painful, straining, coagulated casein, scanty and frequent. Intestinal, long or thread worms, with characteristic symptoms of acidity or picking of the nose, occasional squinting, pain in the bowels, restless sleep, etc. Itching at the anus from worms, especially at night when warm in bed (injections of same). White or green stools, with diarrhœa and sometimes with jaundice, due to deficiency of bile. Flatulent colic. Itching, sore and raw anus.

Urinary and Sexual Organs.—Diabetes. Incontinence of urine in children with acidity. Sterility with acid secretions from the vagina. Leucorrhœa, discharge creamy or honey colored, or acid and watery. Sour smelling discharges from the uterus. Urine dark red with arthritis. Diabetes. Frequent micturition. Atony of bladder. Seminal emissions without dreams.

Sexual desire gone. Menses too early, pale with afternoon headache over eyes, worse after menses, with sensation in knees as if cords were shortened.

Pregnancy.—Morning sickness with vomiting of sour masses or fluids.

Respiratory Symptoms.—A useful intercurrent in catarrhal troubles, associated with acidity. Phthisis florida in young subjects, with hereditary tendency to sigh, especially during menses. Consumption.

Circulatory Organs.—Pains in chest, worse from deep breathing and pressure. Intercostal muscles feel sore as if drawn. Trembling about the heart. Pains about the base of heart, relieving pains in limbs and great toe. Palpitation, feels pulse in different parts of body.

Back and Extremities.—Weak feeling in back and limbs. Legs give way while walking, as if paralyzed. Inside thighs draw. Sore hamstrings. Pain in knees and ankles, and shins, in hollow and ball of feet. Synovial crepitation. Arms tired. Contraction of extensor muscles on back of arm. Aching wrists. Crampy pain in hands while writing. Sore feeling in joints. Rheumatic arthritis, especially of joints of fingers, pains suddenly go to the heart.

Nervous Symptoms.—Irritation of the intestines by worms, sometimes causes squinting and twitching of the facial muscles. Nervousness, tired feeling, with goneness of stomach, crick in neck, trembling and palpitation.

Sleep.—Sleep restless with worm troubles, very drowsy, falls asleep while sitting.

Febrile Symptoms.—Intermittent fever with vomiting of acid, sour masses. Acid, exceedingly sour smelling perspirations. Feet icy cold during the day, burn at night. Flashes of heat and headache every afternoon.

Skin.—Chafing of the skin. Eczema with symptoms of acidity, secretion creamy, honey colored. Erythema. "Rose rash," golden, yellow scabs. Secretions yellow, like honey, and cause soreness of skin. Crusta lactea. Hives, itching all over body, like insect bites.

Tissues.—Exudations and secretions yellow, honey colored.

Leucæmia. Swelling of lymphatic glands before hardening. In bone diseases to favor deposit of phosphate of lime. Scrofula; its specific action upon glands tends to dissolve the morbidly formed products. Leucocycosis. Rheumatic arthritis.

Modalities.—Some of the pains of this remedy were aggravated during a thunder-storm; during menstruation many symptoms have an afternoon and evening aggravation.

Homœopathic Data.—Proved under supervision of Dr. E. A. Farrington. The record of the proving is found in *Allen's Encyclopædia*, Vol. X, first published in *Hahnemannian Monthly*, Vol. XII.

Administration.—Schüssler recommends the 6x and the 12x, either in trituration or in dilution. It may also be used as an injection in worm troubles. Dr. Morgan prefers infrequent doses of the 30th potency. The higher and highest potencies have also been employed with success.

Relationship.—As a remedy for scrofulosis with similar "acid" symptoms, compare *Calc. carb.* In gastric catarrhal affections it is to be compared with *Calcar.*, *Kali carb.*, *Nux*, *Coccul.*, *Carbo*, *Robin.*, *Carbolic ac.* As a remedy for children, for whom *Natr. phos.* is pre-eminently the remedy, where these acid conditions of stomach and bowels are frequent, compare *Rheum*, where the whole body, but especially the stool of the little patient, smells sour. It is interesting to note the association of the peculiar *Natr. phos.* gastric symptoms, so frequently verified clinically, and the symptoms of gout developed in the provings. Remembering the peculiar gouty dyspepsia, we may have in *Natr. phos.* a most useful remedy. Compare here *Colchic.*, *Benz. ac.*, *Guaic.*, *Lycop.*, *Sulphur*.

NATRUM SULPHURICUM.

Synonyms.—Sodium Sulphate. Sodas Sulphas. Sodii Sulphas.

Common Name.—Glauber's Salt. Sulphate of Soda.

Chemical Properties.—Formula, $\text{Na}_2\text{SO}_4, 10 (\text{H}_2\text{O})$. It occurs rather abundantly in nature: sea water, saline springs, Russian salt lakes, etc. It is prepared by the action of sul-

phuric acid on common salt and purified by recrystallization. It forms large, colorless, transparent, oblique, rhombic or six-sided prisms. It has a cooling, bitter, saline taste. It effloresces in warm air at 30° C. They melt in their own water of crystallization; melting also freely at 33° C.; above or below that temperature the solubility decreases.

Preparation.—The pure sulphate of sodium is triturated as directed under Class VII, *American Pharmacopœia*.

Physiologico-chemical Data.—Disturbance of the molecular motion of this salt prevents the elimination of such water from the tissues as is produced by oxidation of organic substances.

General Action.—Gastric bilious conditions, accumulation of water in the areolar tissues, yellow watery secretions on the skin, or yellowish scales forming an eruption of vesicles. Excessive secretion of bile, liver affections, gravel, sand in the urine, diabetes, gout, figwarts, etc. The chief characteristic is a dirty greenish-gray or greenish-brown coating on the root of the tongue. *Natr. sulph.* combines in a measure, the wonderful effects of *Natr. mur.* and of *Sulphur* in the Western climate as an active malarial agent (Kent). Its complaints are those that are brought on by living in damp houses, basements and cellars. Complaints are worse in wet weather, corresponds to the hydrogenoid constitution and sycotic dyscrasia, constitutional conditions in children that result in chest catarrhs and asthmatic complaints (Kent). The morbid alterations caused by *Natr. sulph.* begin to be observable near the end of the ileum and in the lower part of the colon. In the latter, the follicles appear swollen, with a bright red margin of capillaries; the mucous membrane between is either pale or shows inconsiderable dentritic injections. In the lower part of the ileum, the mucous membrane shows a saturated, bright red coloring, mostly equal.

Guiding Symptoms and Characteristic Indications.

Mental Symptoms.—Suicidal tendency, must exercise restraint, attended with wildness and irritability; irritability due to biliousness; delirium. Music, especially melancholic strains, aggravate symptoms; worse in morning.

Head and Scalp.—Violent pulsating headache, worse on top of head. Vertigo, dizziness from gastric derangements, excess of bile, with bilious coating on the tongue, or bitter taste in the mouth. Sick headache with bilious diarrhœa, or vomiting of bile, bitter taste, colicky pain. Headache with giddiness. Occipital headache. Ill effects of falls on and injuries to the head and mental troubles arising therefrom. (Kent.) Congestion of blood to head. Violent pains at base of brain, as if crushed in a vise or something gnawing there. Delirium. Burning in top of head. Brain feels as if loose.

Eyes.—Yellowness of the conjunctivæ. Large blister-like granulations with burning lachrymation; burning of the edges of the lids. Chronic conjunctivitis, with granular lids green pus, terrible photophobia.

Ears.—Earache, as if something were forcing its way out, worse in damp weather. Irritable mucous membrane of ears and nose.

Nose.—Nosebleed during menses. Ozæna syphilitica, worse every change from dry to wet weather. Stuffing up of nose. Great dryness and burning in nose. Pus becomes green on exposure to light.

Face.—Sallow or jaundiced with biliousness.

Mouth.—Bitter taste in the mouth, full of slime, thick and tenacious, white, must hawk it up constantly from œsophagus, trachea and stomach. Bad taste in mouth and always full of slime. Vesicular eruptions around the mouth and chin.

Tongue.—Dirty, brownish-green coating, or grayish-green. Taste bitter; slimy tongue. Burning blisters on the tip; red tongue.

Teeth.—Toothache better by tobacco smoke and cool air.

Throat.—In diphtheria when green vomiting occurs as an intercurrent. Sore throat, feeling of a lump on swallowing; throat dry.

Gastric Symptoms.—Thirst every evening. Stomach feels distended and heavy; constant nausea. Vomiting of bile with bitter, sour taste, giddiness and headache. Vomiting of greenish water. Biliousness, excess of bile, vomiting of bitter fluids, greenish-brown or greenish-gray tongue. Dark stools.

Bilious colic with the above symptoms. Jaundice arising from vexation. Green evacuations, sallow skin, yellow eyeballs. Lead colic (give often and low, 1x, 2x). Sour risings, heart-burn and flatulency. Wind colic, worse in the sigmoid flexure; worse before breakfast when the stomach is empty. Aching and cutting pains in region of liver. Liver engorged, worse lying on left side. Pain in left hypochondriac region often accompanied by a cough with purulent expectoration.

Abdomen and Stool.—Great flatulence with cutting pains in abdomen and congestion of the liver. Tympanites in bilious fevers. Flatulent colic, often beginning in right groin and spreading over the whole abdomen. Heat in the lower bowels with green bilious discharges. Diarrhœa, stools dark, bilious or of green bile. Hereditary looseness of bowels in old women. Irritable liver, sometimes after excessive study or mental work. Soreness of the liver to touch, to jars, with sharp, stitching pains in it. Typhlitis. Loose morning stools, particularly after a spell of wet weather. Wart-like eruptions on arms and between thighs, sycosis.

Urinary and Sexual Organs.—Urine loaded with bile. Chief remedy in diabetes. Lithic deposits in the urine, brickdust like coloring matter in the water, often associated with gout. Gravel, sandy deposit in the urine. Polyuria simplex, excessive secretions of urine, especially if diabetic. Preputial and scrotal œdema. Enlarged prostata; pus and matter with the urine. Condylomata, soft, fleshy excrescences of syphilitic origin, with greenish discharges. Chronic gonorrhœa. Gonorrhœa and sycosis. Gonorrhœa suppressed. Female genitals inflamed, swollen and covered with vesicles; nosebleed before menses. Menses are profuse, acrid and corrosive, with colic and constipation, or morning diarrhœa and chilliness.

Pregnancy.—Vomiting in pregnancy with bitter taste.

Respiratory Symptoms.—Asthma, worse every change to damp weather. Humid asthma, rattling of mucus. Asthma developing from general bronchial catarrh. Sensation of all-goneness in chest. Cough with thick, ropy, greenish, pus-like expectoration; soreness of chest, which is better by pressure, hence patient holds his chest while coughing. Piercing pains, especially in left chest. Dyspnoea during damp weather.

Circulatory Organs.—No symptoms of importance.

Back and Extremities.—Podagra, gout in the feet, acute and chronic cases. Burning in soles and extends to knees. Arthritis. Bruised pain in small of back and sacrum. Soreness up and down the spine and neck. **Spinal meningitis**, very important remedy—with drawing back of the neck and spasms in the back. Swelling and suppuration of axillary glands. Panaritium. Stitches in the left hip, trembling of the hands, languor and œdema of the feet. Sciatica when getting up from sitting or turning in bed; no relief in any position. Pains from hips to knees. Rheumatic pains in the limbs if gastric symptoms correspond. Cracking of joints. Paronychia. Locomotor ataxia.

Nervous Symptoms.—Prostration, tired, weary feeling especially about the knees. Exhaustion with colic. Chorea with retarded stools. Trembling of the whole body. Twitching of hands and feet during sleep. Hands tremble on writing.

Sleep.—Drowsiness, often the precursor of jaundice, with bilious symptoms, worse in the forenoon and when reading. Heavy, anxious dreams, awakes at night with attack of asthma. Much dreaming.

Febrile Symptoms.—Ague, intermittent fever in all its stages, bilious vomiting. Remittent bilious fever, yellow fever, assuming form of severe bilious remittent fever, greenish-yellow vomit, brown or black.

Skin.—Chafing of the skin in children with bilious symptoms. Eczema. Vesicles, eruptions containing yellow, watery secretions. Fingers swollen and stiff. Palms of hands raw and sore, and exude a watery fluid. Erysipelas, smooth, red, shiny, tingling or painful swelling of the skin. Pemphigus, watery vesicles or blebs over the body, wheals, containing a yellow, watery secretion. Yellow scales after the breaking of vesicles or blisters on the skin. Moist skin affections with bilious symptoms. Œdematous inflammations of the skin. Jaundiced skin, itching while undressing. Sycotic excrescences. Fistulous abscesses of years' standing, discharging watery pus, surrounded by a broad bluish line, burrowing.

Tissues.—Œdema, smooth swelling. Infiltration. Simple

dropsy invading the areolar tissues of the body. Secretions which are yellow, watery, etc. Sycosis and leucæmia. Hydrogenoid constitution. Consumption, some forms to prevent development of. (C. Hering.) Pyæmia.

Modalities.—Always worse in damp, wet weather, feels best in warm and dry weather. Symptoms such as arise from living in damp houses, basements and cellars, worse from water in any form. Complaints from eating plants that grow near water, fish, etc. Pains make him change position often (Rhus).

Homœopathic Data.—Proven first by Schretter in 1832, and by Nenning. The best arrangement of symptoms appeared in Hering's *Materia Medica*, transferred with some additions to *Allen's Encyclopædia*.

Administration.—In lead-colic low, 1x to 2x, and often. Schüssler recommends the 6x trituration. Grauvogl, whose studies brought the drug first into notice, used mainly the 2x to 6x potency, while the 30 and 200 have been used by Hering, Raue and Lippe.

Relationship.—*Natr. sulph.* has many symptoms in common both with the *Natrum*s and *Sulphur*. In the eye symptoms compare *Graphit.*, which also has the extreme aggravation from light in chronic eye affections. In the cough, *Bryon.* corresponds to *Natr. sulph.* in the all gone sensation in chest, soreness and need of steadying the chest, hence relief by pressure; but *Natr. sulph.* has much more the muco-purulent, thick, ropy, yellowish-green expectoration, hence in later stages, *Bryon.* more to the earlier, when cough is more irritable, with much rawness, constriction, burning and sensation of tearing in chest. In asthma compare also *Silicea* as a radical remedy. In gonorrhœa *Natr. sulph.* competes with *Thuja* and *Mercur.* It is painless with *Natr. sulph.*, and the discharge keeps up a yellowish-green, thick discharge.

SILICEA.

Synonyms.—Silica. Silicea Terra. Silex. Decarbonized white pebble. Acidum Silicum. The proper name is Silicic Oxide.

Common Names.—Pure flint. Silicious earth.

Chemical Properties.—Formula, SiO_2 . Prepared by fusing silica and carbonate of sodium; dissolving residue filtered and precipitated by hydrochloric acid. It is a white powder, having neither taste or smell.

Preparation.—Pure Silicea is triturated according to Class VII, *American Pharmacopœia*.

Physiologico-chemical Data.—A constituent of the connective tissues, of the skin, of the hair, and of the nails. Its action on the spinal cord, brain and nerves must be referred to the investing membrane (connective tissue) of the nerve fibres. Disturbance of the function of the *Silicea* molecules causes a turgescence of the cells of the connective tissues involved. This swelling may remain stationary for a time then disappear or occasion suppuration.

General Action.—Like *Calc. sulph.*, *Silicea* corresponds to the process of suppuration with the following distinguishing features. *Silicea* ripens abscess, since it promotes suppuration. *Calc. sulph.*, by restraining the supplicative process, heals suppurating wounds. As long as infiltration, which can only disappear by suppuration, lasts, *Silicea* is the remedy, and should be continued until all the infiltrated parts have disappeared. If then the wound fails to heal give *Calc. sulph.* Ailments affecting the periosteum. Deep-seated suppurations, pus thick and yellow, also in certain reflex affections connected with the nerves.

Silicea acts more upon the organic substances of the body involving prominently bones, joints, glands and mucous surfaces, producing malnutrition and corresponding to the scrofulous diathesis. Its action is deep and long lasting. It is especially suited for imperfectly nourished constitutions, owing to deficient assimilation.

After suppuration has ceased to be active, but the process lingers, and the pus forms chronic depots, small or large, fistulous or otherwise; also, where the general organism is both irritable and weak, and the nervous system is easily aroused to exhausting agitation (as Dunham says, it is contraindicated by general nerve torpor)—this is a specific remedy. In localized

exhaustion, the symptoms resemble paralysis; *e. g.*, rectal distension—dilated and irritable heart—great general debility, as after lying in, it should always be thought of.

Guiding Symptoms and Characteristic Indications.

Mental Symptoms.—Difficulty of thought, yet the patient has grit; can arouse himself, but tires easily; stronger mentally than physically. Oversensitive, desponding, disgust of life. Vertigo, inclining patient to fall forwards or to left.

Head and Scalp.—Headaches concurrently with small lumps or nodules on the scalp, much vertigo. Headache from nape to vertex, also more on right side, aggravated by noise, exertion and light, and relieved by warmth. Cerebral apoplexy, preceded by deep-seated stitches in the right parietal region and dull, heavy, crampy pain in arms. (Teste.) Constant, pressive headache from above downwards over the whole head, with intermittent itching at the vulva. (Teste.) Sweat of the head in children, like to keep the head wrapped up warm, large, open fontanelles. Suppurating wounds of the scalp. Hair falls out. Itching, sore, painful pustules on the scalp and neck. Cephalæmatoma in children. Sensibility of the pericranium.

Eyes.—Styes on the eyelids (also externally). It hastens the discharge painlessly. Pustular keratitis. Cataract, or amblyopia after suppressed foot sweat or eruptions. Deep-seated abscess of the cornea. Boils and cystic tumors around the eyes and lids. A remedy of great importance in diseases of the lachrymal apparatus, especially the lachrymal sac. Affections appearing in the angles of the eye. Opaque cornea after smallpox. Blepharitis with agglutination at night. Ciliary neuralgia, especially over the right eye. Pressure and soreness in the orbits. *Muscæ volitantes*.

Ears.—Inflammatory swelling of the external meatus. Dulness of hearing with swelling and catarrh of the Eustachian tubes and tympanic cavity. Otitis suppurativa. Otorrhœa, foul, watery, curdy discharges, with caries of the mastoid cells. Deafness, ears open at times with a loud report. Caries of mastoid. Oversensitiveness to noise.

Nose.—Tip of nose red. *Ōzæna* with fetid, offensive discharge

when the affection is seated in the submucous connective tissues or in the periosteum. Much sneezing. Chronic coryza with swelling of the mucous membrane, dryness, excoriation with crusts and loss of smell. Caries of the nasal bones from syphilis or scrofulosis. Intolerable itching of the tip of the nose. Inveterate ulceration producing acrid, corroding discharge. Herpetic eruption around nostrils and lips.

Face.—Faceache with small lumps or nodules on the face. Induration of cellular tissue of the face following gumboil. Sycosis menti, acne and lupus. Skin of face cracks. Caries and necrosis of the lower jaw. Pale, earthy complexion.

Mouth.—Suppuration of the salivary glands. Mouth gangrenous with perforating ulcer of the palate. Chronic pharyngitis with constipation. Ulceration of the corners of the mouth.

Tongue.—Induration of the tongue; ulcer on the tongue; sensation of a hair on tongue.

Teeth.—Very violent toothache at night when neither heat nor cold gives relief, and when caused by chilling of feet. Toothache when the pain is deep seated in the periosteum or fibrous membrane covering the root of the teeth and abscess forming (fistula dentalis). Difficult dentition; gums sensitive and blistered; gumboils.

Throat.—Enlarged thyroid gland. Tonsillitis when the suppurating gland will not heal. Periodical quinsy. Paralysis of the velum pendulum palati.

Gastric Symptoms.—Child vomits as soon as it nurses. Induration of the pylorus. Chronic dyspepsia with acid eructations, with heartburn and chilliness; vomiting in the A.M. Disgust for meat and for warm food. Extreme hunger.

Abdomen and Stool.—Large abdomen in children. Constipation associated with spinal affections, due to semi-paralysis of the rectum; particularly if stools recede after having been partly expelled. Infantile diarrhoea, cadaverous smelling, after vaccination, with much sour perspiration about head with hard, hot, distended abdomen. Shifting of flatulence. Intensely painful hemorrhoids. Worm colic. Fissura ani and fistula in ano.

Urinary and Sexual Organs.—Suppuration of kidneys, urine

loaded with pus and mucus. Red, sandy deposit in the urine, uric acid. Enuresis in children from worms and in chorea. Must get up at night to urinate. Chronic syphilis with suppurations and indurations. Sexual erethism, with paralytic disease. Itching of, and much sweat on the scrotum. Prostatitis, suppurating, thick fetid pus from the urethra. Hydrocele. Ulceration of neck of womb and os (use the 6x locally). The menses are associated with icy coldness over the whole body and constipation, before and during menses, and fetid foot sweat. Acrid profuse, itching leucorrhœa. Nymphomania due to spinal irritation. Serous cysts of the vagina. Metrorrhagia due to standing in cold water. Sterility. (Teste.) Menses during lactation. Nausea during and after an embrace.

Pregnancy.—Inflammation of the breasts, mastitis, to control the formation of pus and to absorb the remaining induration. Scirrhus. Nipples crack and ulcerate easily, fistulous ulcers of the mammæ, hard lumps in the mammæ threatening suppuration. Soreness and lameness of feet from instep to sole during pregnancy.

Respiratory Symptoms.—Pneumonia, stage of suppuration. Empyæmia. Suppurative, rattling, loose cough, copious expectoration of thick, yellow-green pus, accompanied with hectic fever; profuse night sweats and great debility. Chronic bronchitis and phthisis. Hoarseness, irritative cough, with feeling of a hair on tongue, provoked by tickling in throat and suprasternal fossa, by cold drinks; worse at night when lying down. Sputa abundant, thick, pus-like—with weakness and deep-seated pain in chest. Phthisical abscess of lungs. Cough and sore throat with expectoration of little granules smelling badly.

Circulatory Organs.—Palpitation after violent motion or when sitting quietly. Chronic heart disease.

Back and Extremities.—Soreness between shoulders. Spinal curvature, rachitis, spinal irritation. Coccyx hurts after riding. Carbuncles along the spine. Spine bifida. Psoas abscess. Hip joint disease to prevent or control suppuration. Suppurating wounds of the extremities discharging thick, yellow matter, and the suppuration is deep seated. Whitlow, felon, assisting and controlling formation of pus and stimulating

growth of new nails. Proud flesh and caries; old ulcers with burning and lancinating pains. Chronic synovitis of the knee with great swelling and anchylosis. Caries of bone, with fistulous openings, discharging thin pus and bony fragments. In-growing toenails. Habitual fetid perspiration of the feet smelling horribly, suppression causes other ailments. Offensive sweat in the axillæ. Nails crippled and brittle, with white spots. Pains through foot from ankle to sole. Weak ankles. Feet insufferably tender. Tonic spasm of the hand when writing. Arms and hands feel heavy and paralyzed. Pain in shoulder and arm at night, relieved by warm wrappings. Limbs and feet feel very tired and as if paralyzed. Painful tonic spasm in the feet and toes during a long walk. Diseases brought on by exposure of back to draft of air.

Nervous Symptoms.—Epilepsy occurring at night. Hysteria and obstinate neuralgia. Suffering parts feel cold. Paralysis from tabes dorsalis; trembling of the limbs. Spasms spread from solar plexus to the brain. Exhaustion with erethism. Spasms from slight provocation.

Sleep.—During sleep, jerking of limbs with night sweats. Sleeplessness on account of orgasm of blood.

Febrile Symptoms.—Hectic fever particularly during long suppurative processes. Want of animal heat, always chilly, copious perspiration about the head. Chilliness even by every movement.

Skin.—Boils, carbuncles, felons and malignant pustule during the suppurative stage, to shorten and control the suppurative process. Measles, when first breaking out, with thirst, pressive headache and dizziness in the morning. (Teste.) Ulcers with proud flesh; putrid and acrid ichor, with elevated and bluish edges; when the periosteum is affected, fistulous ulcers; skin heals with much difficulty, suppurates easily. Great tendency to boils in any part of body; pustules on the body which are extremely painful. Scrofulous eruptions. Rhagades. Deep-seated phlegmonous erysipelas. Indurations after boils. Variola, suppurative form. Chilblains. Crusta lactea. Eczema squamosum. Acne. Itching worse in the daytime. Pemphigus and zona.

Tissues.—Fungi, easily bleeding abscess with fistulous openings, inflammatory swelling, ulceration and necrosis of bone. Rachitis. Cellular suppuration with slow course and subsequent induration. Malignant and gangrenous inflammations. Suppurating glands, especially cervical glands. Neglected cases of injury if suppuration threatens. Discharges and excretions offensive. Dropsy. Suppurations of the sebaceous glands, scrofulous diathesis. Enchondroma. (Grauvogl.) Tumor albus.

Modalities.—Symptoms are always worse at night and during full moon. Amelioration by heat and warm room. Headache relieved by wrapping the head up warm. Abdominal pains, cough, rheumatic pains all relieved by warmth. Worse in the open air; worse from suppressed foot sweat or chilling the feet, or from cold.

Homœopathic Data.—This drug was proven by Hahnemann and his disciples. The first record of it appeared in the *Chronic Diseases*, Vol. III, in 1828.

Administration.—Schüssler recommends the 6x and the 12x potencies, but in the homœopathic school the most brilliant results have followed the use of the higher attenuations (see clinical cases, Part III). Its external application is also recommended by Schüssler and others in carbuncles, ulcers, ulceration of womb, abscess, ozaena as a spray, etc. Massive and repeated doses are indicated in scrofulous, glandular swellings without suppuration. But where there is actual suppuration, or even a tendency thereto, high potencies (30th) help in chronic cases, one dose daily, or even less often, in subacute cases, morning and evening—in acute cases from two to three hours. (Dr. Noak, Jr.) An effective method of using *Silicea* locally, is to make a strong decoction of hay. This contains a large percentage of *Silicea*.

Relationship.—In suppuration compare *Calc. sulph.*, the difference being as follows: *Silicea* promotes suppuration and brings the process to maturity; *Calc. sulph.* heals the process by checking it and promoting healthy granulation. If evil result from vaccination, we have besides *Silicea* and *Thuja*, *Kali mur.*, which, according to Schüssler, is the one remedy necessary. The *Silicea* headache is similar to *Spigel.*, *Paris*, *Coc-*

cul., *Gelsem.* and *Sanguin.* In fistula lachrymalis compare *Natr. mur.* and *Petrol.* In whitlow and ingrowing toenail, when *Silicea* fails, *Graphit.* often succeeds. In caries and periostitis compare *Asaf.*, *Graphit.*, *Conium*, *Platina mur.* In tabes compare *Alumina*, *Ruta.* *Silicea* is a chronic *Pulsat.*; it corresponds to the chronic form of such diseases as *Pulsat.* cures when acute. *Pulsat.* grows on sandy bottom and probably contains *Silicea* as one of its constituents. In bone diseases, resembles closely *Mercur.*, but it should not be given after *Mercur.* as it may much complicate the case. (Gilchrist).

In Moleschott's *Kreislauf des Lebens*, he says that the ashes of *Equisetum hyemale* consist nearly wholly of *Silicea*. The cures of bladder troubles reported in No. 22 of this journal (*A. H. Z.*) by *Equisetum* are probably due to the *Silicea* it contains. (Schüssler, 77, *A. H. Z.*)

PART III.

Therapeutical Application of the Twelve Tissue Remedies.

ABSCESS.

Ferrum phos.—This is the first remedy to be given in all cases of boils, carbuncles, felons, or any suppurative process, where there is present fever, heat, throbbing pain and congestion in the parts. This remedy, if given early, will often abort suppuration.

Kali mur.—Is indicated in the second stage of boils, carbuncles, felons, abscess, etc., where there is swelling, but as yet no pus formation; especially is it indicated in abscesses of the breast, with the above characteristics. It may be given in carbuncles, boils and other suppurative processes, to abort swelling before matter forms. It may also be used as a lotion, applied externally on lint.

Natrum sulph.—Fistulous abscesses of years' standing, discharging watery pus, surrounded by a broad, bluish border. Burrowing abscesses. A single dose of the 3d trituration gives everything a favorable turn; the abscesses collapse, the fistulous canals dry up. (Grauvogl).

Silicea.—When suppuration appears, this remedy should be exhibited at once. It greatly assists the suppurative process, causing the tumor rapidly to ripen, and often to break spontaneously. It is to follow *Kali mur.* in those cases where pus has commenced to form, as in mammary abscess, especially if *Kali mur.* has failed to abort the suppuration. After the abscess breaks or is opened, this remedy should be continued as long as infiltration remains. *Silicea* is also useful in

blind boils. In whitlow, *Silicea* assists and controls the formation of pus, and stimulates the growth of new nails. The use of *Silicea* in all cases of commencing whitlow cannot be over-estimated. A dose every two hours will usually cure the felon in twenty-four hours. (A. P. Davis, M.D.)

Calcarea sulph.—This remedy follows *Silicea* well in suppurative processes, when, notwithstanding the absence of infiltration, the suppuration continues, owing to the torpidity of the affected tissues. It is useful in boils, gathered breasts, whitlow, or felon, when they are discharging. The distinguishing features between this remedy and *Silicea*, in abscesses, are these: *Silicea* ripens abscesses, since it promotes suppuration. *Calcarea sulph.* heals suppurating wounds, since it restrains the suppurative process. This remedy is similar to *Heper sulph.* but it acts deeper and more intensely.

Kali phos.—This remedy is indicated in abscesses, carbuncles, felons, and other suppurative processes, when there are adynamic symptoms, and the suppurative process becomes unhealthy. The pus is ichorous, bloody, offensive and dirty-looking. In mastitis when the pus is brownish, dirty and foul.

Calcarea fluor.—When the suppurative process affects the bone or where there are hard, callous edges to the wound then this remedy will be found effective. In felons a lotion on lint externally has been found to do good. "I always give at once *Calcarea fluor.* in whitlow; as a rule improvement commences in two hours. In inflammation of the knee I give *Calcarea fluor.*, if no other remedy is particularly indicated." (Dr. F., *A. H. Z.*, '82. Letter to Schüssler).

CLINICAL CASES.

A case from a contributor may here be mentioned, which was cured by *Kali mur.*—A lady, Mrs. B., suffering from swelling of the leg below the knee, had been attended some months by her doctor, who had poulticed it, and had opened it with a lancet; but there was no discharge. She was unable to walk. It was then painted with iodine without effect; then bandaged to reduce the excessive hard swelling, and cold water poured over it thrice a day. Some parts were blue looking on removing the bandage. It felt cold and very hard, and looked as if ready to burst; almost twice its usual size. Warm fomentations and *Kali mur.* taken internally and applied externally, cured the leg in three weeks. (From Schüssler.)

In August, 1877, a young man, who had suffered from sciatica some years ago, and had been in the habit of having subcutaneous injections of morphia, developed a boil on the seat. This discharged freely, and would not heal. When at last it seemed to be healed and was comparatively well, the patient took cold. Suppuration began again, and this time the discharge was excessive. His mother became alarmed, as he was very weak and had no appetite. His sleep was disturbed, and he felt a constant thirst. I prescribed *Silicea*—a dose every morning on an empty stomach. After one week the mother was able to furnish the very favorable report: "The discharge of matter has been reduced so much that at one time it seemed gone altogether. The great thirst has left him, and his appetite has returned; his sleep is sound, and the shivery, chilly feeling he had has completely gone." *Silicea* has here furnished a brilliant demonstration of its power over suppuration, with its characteristic accompanying symptoms. (Dr. Goullon, Jr.—From Schüssler.)

A dressmaker, who in her busiest season, to her dismay, got a felon on the right thumb. *Ferrum phos.*¹² in water, every three hours, promptly relieved and she supposed cured it. She used it vigorously and within three days reappeared with greatly increased pain and hard swelling. *Kali mur.*¹² finished the cure at once a single drop of pus appearing beneath the cuticle and escaped when snipped with scissors. (J. C. Morgan, M.D.)

An old gentleman came into my office with tenonitis of the second phalanges. The whole hand was full of thick, yellow pus, had been sore for three months; sleep was a stranger to him; he had been poulticed, lanced and morphined, until the physicians (allopathic) had decided to remove the finger, in fact he came to town for that purpose. His physician being out of the city he came into my office to have me look at it. I told him to let the finger remain on the hand, that although the flexors were all rotten—eaten off—and the periosteum inflamed, yet the finger could be cured. I injected eucalyptus into the orifice and it permeated the whole finger and up into the hand. After cleansing the sores I wrapped it up comfortably tight and put him on *Silicea*⁶, a dose every three hours; nothing else was given him, the eucalyptus dressing was continued every day, and in four weeks the finger was restored to its natural size and shape, but the flexors being all destroyed he could not flex the fingers. The *Silicea*, however, restored all the connective tissue elements and the man was well satisfied of the cure. (A. P. Davis, M.D.)

ADDISON'S DISEASE.

Natrum mur.—When nutrition is greatly impaired, tension and heat in the region of the kidneys; earthy complexion, brown spots upon the back of the hands, excessive mental and physical prostration; trembling of legs, dim vision, want of appetite, nausea, vomiting, loathing of meat, constipation. Aversion to motion and labor; frequent yawning and stretching; cold extremities, depression of mind with irritability; vertigo on rising or on trying to walk. (Raue.)

ALBUMINURIA.

See Kidneys, Diseases of.

AMENORRHŒA.

See Women, Diseases of; also Menstruation.

ANÆMIA.

Calcarea phos.—This remedy acts by supplying new blood cells. Pains and cramps dependent on anæmic conditions. Waxy appearance of the skin due to anæmia. Chlorosis (“green sickness” of young females), complexion waxy, greenish-white.

“A fine constitutional remedy in old cases of cerebral anæmia where nutrition is manifestly defective.” (Arndt.)

“Pernicious anæmia, vertigo when getting up or rising from sitting; veil over eyes, eyes misty; epistaxis, point of nose cold; pale face, sallow, yellowish, earthy, cold sweat on the face; body cold; foul taste and smell; tongue white, furred at the root most in the morning; nausea and vomituration; empty, sinking sensation at the epigastrium; watery looseness of the bowels, with urging after stools day or night; urine with flocculent sediment; menorrhagia, blood either bright red or too dark, palpitation with anxiety, followed by trembling weakness, particularly of the calves, weariness and the greatest weakness.” (Arndt.)

This remedy is also useful in leucæmia, or excess of white corpuscles in the blood after exhausting diseases.

Ferrum phos.—Follows *Calcarea phos.*, as soon as improvement of the general health sets in. There is a want of red blood in the system. This remedy, by its power of attracting oxygen, colors the new blood cells red and enriches them after they have been supplied by *Calcarea phos.*

Kali mur.—This remedy may have to be given in anæmia, as a secondary remedy or intercurrent, if such symptoms as eczema or eruptions of the skin co-exist.

Kali phos.—Cerebral anæmia, anæmic conditions of the brain, causing undue nervousness. Poverty of the blood from influences which continually depress the mind and nervous system. This remedy also cures the leucæmia, which is in-

duced by long-continued disorders. "Spinal anæmia, from exhausting diseases, such as diphtheria, reflex paraplegia, with aching pains aggravated by rest, but most manifest on beginning to move about." (Arndt.)

Natrum mur.—In anæmic conditions, where the blood is thin and watery; in chlorotic conditions, with an almost habitual feeling of coldness in the back; chlorosis in young girls, with dead, dirty skin, frequent palpitation, oppression and anxiety in the chest, morning cough, easily fatigued and prostrated, with the characteristic tongue, etc.; malarious cachexia, sallow complexion or very pale, pressure and distension of the stomach, constipation with contraction of the anus, terrible sadness.

Natrum phos.—"Spinal anæmia, paralytic weakness of the lower extremities, with general prostration, heaviness and sensation of fatigue, especially after a short walk or ascending steps; legs give way, so as to be unable to progress further." (Arndt.)

Natrum sulph.—Hydræmia, sycosis, hydrogenoid constitution of the body. (Lilienthal.)

Silicea.—Leucorrhœa instead of menses; attacks of momentary blindness or obscuration of vision. Anæmia in infants, thin, delicate and puny, with tendency to rickets.

CLINICAL CASES.

Dr. S. Powell Burdick, of Oakland, Cal., furnishes us with two cases of anæmia, both in young ladies, æt. 19 and 21. Both presented the following characteristic symptoms: Pale, anæmic countenance, great exhaustion, depression of spirits, violent attacks of frontal headache extending to the occiput. The youngest had suffered from this condition for six or seven years, and received treatment from several physicians, homœopathic and allopathic, receiving from the latter large quantities of iron, without any benefit whatever. The eldest had also been anæmic for several years. All their symptoms were promptly relieved, the color returning even to rosy cheeks; the ears, which were formerly pale and almost translucent, became reddish and natural in color. The remedies employed were first *Calcareæ phos.*,¹² for ten days to two weeks, followed by *Ferrum phos.*,¹² for two weeks, then returning to the *Calcareæ phos.* again. About six months sufficed to cure permanently in each case.

Young lady, æt. 17, became anæmic and chlorotic, after long continuance at school, becoming so debilitated that she could attend no longer, had no appetite, and desired only to lie about the house, having no ambition to go anywhere or do

anything. Her study made her head ache, and she had to give it up entirely; her menses were irregular, absent for months, then a flow varying in quantity. I gave her *Calcarea phos.*, as principal remedy, giving also, at times, *Ferrum phos.*, as well. After a few months she became well enough to resume her studies, and could walk anywhere she desired to go, and her color improved. (C. T. M.)

ANEURISM.

Calcarea fluor.—This disease at an early stage may be kept in check, or reduced with the use of this, the chief remedy, in alternation with *Ferrum phos.*, provided that the iodide of potash has not been taken.

Ferrum phos.—This remedy should be used early to establish normal circulation and remove those complications due to excessive action of the heart; can also be alternated with the preceding with good effect.

ANGINA PECTORIS.

Magnesia phos.—This remedy may be given for the neuralgic spasms of this disease. It had best be given in hot water.

Ferrum phos.—If accompanied by flushed face, burning or diffused heat, this remedy may be alternated with the preceding.

Kali phos.—If the heart's action be weak or intermittent and if there be tendency to fainting, this remedy should be used alternately with *Magnesia phos.*

APHONIA. (See also Hoarseness.)

Ferrum phos.—Hoarseness after singing or speaking in singers or public speakers, with soreness in the larynx.

APHTHÆ.

See Mouth, Diseases of.

APOPLEXY.

See Hemorrhages.

APPETITE, LOSS OF.

See Gastric Derangements.

ARTHRITIS.

Ferrum phos.—At the commencement, this remedy should be given in repeated doses where there are febrile symptoms present, and later on in the disease, it may be given as an intercurrent. The joints are painful on moving, motion sets up and increases the pain. Tenalgia crepitans.

Kali mur.—In acute arthritis, for the swelling, or when the tongue is coated white. It may be alternated with *Ferrum phos.* Movement aggravates the pains. It is useful especially after *Ferrum phos.* Tenalgia crepitans.

Natrum mur.—Chronic arthritis, joints crack (if tongue and other symptoms correspond, acts probably by increasing the eliminations of the urate of sodium).

Magnesia phos.—Useful as an intercurrent remedy for the pains (violent). The keynote is excruciating pains, spasmodic in character.

Kali sulph.—In rheumatic arthritis where the pains shift from one joint to another, aggravated by heat. Shifting and wandering rheumatic pains in the joints. Fungoid arthritis. Tumor albus, white swelling.

Silicea.—Suppuration of the joints.

Calcareo sulph.—Suppurative process in the joints.

Natrum sulph.—In acute cases (attacks) of gout. This remedy should be alternated with *Ferrum phos.* In chronic gout it alone suffices. Gout in the feet, acute and chronic. Rheumatic arthritis, especially in joints of fingers, pains suddenly go to heart, urine dark red.

Calcareo phos.—Rheumatic gout worse at night and in bad weather. Hygroma patellæ. Hydrops genu.

Calcareo fluor.—Gouty enlargements of the finger joints.

CLINICAL CASES.

J. R. Horner, M.D., house surgeon, Ward's Island Hospital, reports a case of synovitis suppurativa and necrosis of the knee joint, in which amputation was advised, cured by *Calcareo fluor.*, 30th. The wound healed in two month, ankylosis resulting.—*Trans. Hom. Med. Soc. Pennsylvania*, 1886.

Rheumatic pains in joints of the feet, aggravated by motions; *Bryon.* and *Kali iod.* having failed, *Ferrum phos.*, 10th dil., cured.—*Pop. Zeitschrift*, Berlin, 1886.

Silicea has proved an excellent remedy. Within the last few month I was able

to cure a young lady, æt. 16; I did not see her myself. The mother came to me and told me her daughter had been suffering for the last few months from her right foot. The medical men treating her declared that the foot must be amputated. It was fearfully swollen; the discharge of matter was excessive. Her leg was almost bent to a right angle at the knee-joint, and could absolutely not be stretched out. I advised her to give up all internal as well as external remedies and prescribed *Silicea*, to be taken once daily. Three months later the patient came herself, walking without any assistance. The foot was almost completely healed, with only a slight discharge of matter. Thus I succeeded in a case of discharge of matter from the ear, which had been treated for a long time ineffectually, and had caused the patient severe pain day and night. This case was also cured with *Silicea*. (From Schüssler.)

A shoemaker of Berlin was taken ill after catching cold. There was fever and violent pain in the right shoulder. The first visit I paid was on the third day after he had been taken ill; temperature high, pulse full and quick, thirst and loss of appetite. The right shoulder was very red and sensitive to the touch. He was not able to lie in his bed, as the pressure of the pillows was unbearable. He was lying on the sofa, supported with cushions, so that the shoulder should be free from pressure. I gave my patient *Ferrum phos.* as much as would cover a six-penny piece. This was dissolved in a large glassful of water, and a teaspoonful of the solution given every hour. Improvement was felt even after a few hours. During the night the patient was able to sleep, and on the following day the fever abated, in three days he was able to move the arm pretty freely. In a few days longer he was entirely well. (Sulzer.—From Schüssler.)

ASCITES.

See Dropsical Affections.

ASTHMA.

Kali phos.—In large and oft repeated doses is the chief remedy for the breathing and depressed condition of the nervous system. Hay asthma and hay fever. Asthma from the least food.

Kali mur.—With gastric derangements. Tongue coated whitish or greenish, furred, and mucus white and hard to cough up; when this occurs with depression of breathing, alternate with *Kali phos.*

Natrum mur.—Asthma with profuse frothy mucus. In alternation with *Kali phos.*; also when the tears stream down the face whenever he coughs.

Calcarea fluor.—When specs or small lumps are brought up after much exertion. In alternation with *Kali phos.* These lumps being of yellowish mucus.

Magnesia phos.—In asthma where flatulence is troublesome.

Kali sulph.—Asthma, bronchial, with yellow expectoration, worse in the warm season or in hot atmosphere. Much rattling of mucus.

Natrum sulph.—Very important as a remedy for the sycotic taint, of which asthma is often a manifestation. Attacks especially in the morning about 4 or 5 o'clock, with cough and raising of glairy slime, expectoration greenish and copious, and vomiting after eating; always worse in damp, rainy weather, from living in basements or cellars. Loose evacuations on rising in morning.

Silicea.—Breathing so difficult that the eyes protrude from their sockets; doors and windows must be opened, always during a thunder-storm. (Raue.) As a constitutional remedy with *Natrum sulph.* for eradication of the disease.

CLINICAL CASES.

Female, married, æt. 36, asthma, attack violent, greenish, purulent expectoration, a loose evacuation immediately on rising for past two days; *Natrum sulph.*⁵⁰⁰ every two hours. Was enabled to lie down that night, respiration and cough much improved and expectoration easier. Next day practically well.

Female, married, æt. 42, subject to attacks for years; expectoration greenish and remarkably copious; *Natrum sulph.* every three hours. Improvement began after a few doses, expectoration becoming paler and less abundant, has felt better since than for years, and one noteworthy fact is that the expectoration stopped in a few doses, whereas under remedies given in previous attacks it had continued weeks, thus indicating that the *Natrum sulph.* had gotten at the root of the evil. (Wm. J. Guernsey, M.D.)

A young gentleman had been subject to severe acts of asthma for several years, and all the various usual remedies had failed. Shortly after commencing with the biochemic remedies his sister writes: "My mother wishes me to say that she provided herself with a small store of the German remedies, and my youngest brother having an attack of asthma on Saturday and yesterday, he tried the *Kali phos.* and *mur.* with, we think, *very* great success, relief having been experienced more quickly than by any other remedy he has tried. He goes abroad with my father and mother this week, and it is comforting to think he will have such a portable and effectual remedy in case of suffering." (M. D. W.—From Schüssler.)

In asthma, when the patient's attacks come on after taking food, and his color becomes bad, or when there is rapid emaciation or sunken eyes, Dr. Rapp recommends the *Kali* preparations. (Schüssler.)

Dr. O. H. Hall, of Zumbrota, Minn., reports a remarkable case of asthma having passed "through the hands of all the physicians of whom he had ever heard,"

cured by *Kali phos.*, 2x. Eighteen months had passed at time of writing without an attack.—*Minn. Med. Monthly*, Nov., 1886.

Mr. C. has for years had attacks of asthmatic breathing, so marked as to herald his approach at some distance, and coming on after an unusual exertion. He is a tall strong man, with no family history of lung trouble, albeit rather narrow chested. Examination of the lungs during a period of remission disclosed no lesion nor abnormal sounds, except coarse râles along the larger bronchi. In April, 1887, an especially severe attack, brought on by severe physical exertion, "the worst spell" he has ever had, was promptly relieved by *Natrum sulph.*²⁰⁰ and occasional doses since have caused the attacks to disappear almost entirely for the first time in many summers. (Wm. E. Leonard, M.D.)

Mrs. E., a lady under my care the past year for chronic bronchitis and other troubles, was seized on July 9th, with her third annual attack of hay fever—rose cold, or hay asthma, as you please—having contracted the same in Florida. She has formerly been entirely prostrated and forced to bed by these seizures, and dreads them much. Her husband came to me in the evening, a few hours after the sneezing and harsh breathing began, and begged of me to check it if possible. I learned from him that she could not lie down, her breathing was aggravated upon the least motion and accompanied by arching out between the scapulæ. No other point could be elicited that would lead to the more ordinary medicines; indeed, all these had been tried by other physicians in former attacks. I had found *Natrum mur.* to relieve her troubles greatly, and so gave *Natrum sulph.*²⁰⁰, with strong promises of relief. Nor were we disappointed; she fell asleep in an hour or so after beginning her half-hour doses, and in a few days all signs of asthma were gone. On July 18th no signs of asthmatic breathing could be heard over her lungs, whereas her former attacks had made her wholly miserable for weeks. (Wm. E. Leonard, M.D.)

ATROPHY.

Kali phos.—Wasting disease when putrid smelling stools occur.

Natrum mur.—Rapid emaciation of the throat and neck of children, irritability; the children are very slow to learn to talk. Chilliness, earthy complexion and constipation.

BACKACHE.

Silicea.—Spasmodic drawing in back compelling to lie still. Constant aching in centre of spine.

Ferrum phos.—Pains in the back and loins and over kidney. Rheumatic pains felt only on moving.

Kali mur.—Useful after *Ferrum phos.*, if the latter fails to relieve.

Kali phos.—Pains which are laming. The parts affected

feel powerless, gentle movement gradually lessening the pain and stiffness, yet too much exertion increasing the pains (such as walking too far). This kind of pain is always worse after rising from a sitting posture and at the commencement of motion.

Calcarea phos.—Pains with a feeling of numbness, coldness, or with a creeping sensation; worse in the night and during rest. Can also be given alternately with *Ferrum phos.* After exhausting disease.

Kali sulph.—Pains which are worse in warm rooms and in the evening, better in the open air (cool). Shifting and changing about.

Magnesia phos.—Pains, vivid, shooting, boring, intermittent, shifting and neuralgic; relieved by warmth.

Calcarea fluor.—Backache simulating spinal irritation. Pains in the lower part of the back, with a sensation of fulness and burning pain, and confined bowels.

Natrum mur.—Pains in small of back relieved by lying on something hard, with characteristic tongue, bubbles of frothy saliva. Pain after prolonged stooping, as if bruised. Weak back, worse in the morning. Spine very sensitive. Neck stiff and emaciated. Great weakness and weariness.

Natrum sulph.—Pain in the back, as if ulcerating, all night; can lie only on the right side.

BITES OF INSECTS.

Natrum mur.—Cures rapidly. Moisten the painful spot and apply thereto *Natrum mur.*, 6th trituration, rubbing it in. Pain ceases at once. (Schüssler.)

BLADDER.

See Urinary Affections.

BOILS.

See Abscess.

BONES, DISEASES OF.

Calcarea phos.—Useful to aid the process of repair in fractures. When the bones are weak and soft, caused by soft sponginess, due to want of phosphate of lime molecules. Rachitis, bowlegs in children. Also, for ulceration of bone and wasting of skull bones. Fistulous ulcers on the ankles; edges callous, ichor putrid.

Ferrum phos.—In bone diseases, when the soft parts are red and hot and painful, inflamed. Ostitis, periostitis.

Kali mur.—Second stage of ostitis.

Kali phos.—Atrophy of bones with foul diarrhœa.

Silicea.—Indicated in nearly all diseases of bones. Fistulous openings, discharge offensive. Parts around hard, swollen, bluish-red; fibrous parts of joints, especially of the knee, inflamed. Ulceration of bone, periosteal ulceration. All excretions offensive, pus, stool, sweat, etc.

Silicea is oftener indicated and has cured more cases of caries and necrosis, than any other remedy. It is a deeply penetrating remedy, and, while closely resembling *Mercur.* in its sphere of action, care must be taken not to administer it after *Mercur.*, as it may much complicate the case. It is more suitable for chronic cases, or after the first stage is past. (Gilchrist.) No other drug so hastens the elimination of the dead bony particles to the largest piece of sequestrum so necessary to the cure of scrofulous diseases of the bones. In many forms of caries, necrosis and in enchondroma of the bones, Grauvogl recommends as a popular and very effective remedy, hay-baths. Their efficacy depends on the presence of *Silicea*, which has been found as a chemical constituent in a state of solution in hay-baths—three drams of hay containing about one-half a grain of *Silicea*. Hence the usefulness of this local measure in diseases of the bone is apparent.

Calcarea sulph.—Ulceration of bone. Craniotabes.

Calcarea fluor.—Exudations, hard, rough, corrugated elevations on the surface of the bones. Useful in cephal-hæmatoma (so-called blood tumor), on the parietal bones of newborn infants. Bruises of bones. Affections of the nasal bones, caus-

ing bad odor to disappear. Nodes and hard bone swellings. Caries in consequence of syphilis or abuse of mercury.

CLINICAL CASES.

Injury to the tibia of some years' standing a painful growth appeared on the seat of the injury. This was diagnosed as an osteo-sarcoma, by a prominent surgeon, who advised an operation. *Calcareæ fluor.* relieved the pain and reduced the growth. (L. A. Bull, M.D., *Hahnemannian Monthly*, April, 1887.)

Dr. Hansen, of Copenhagen, reports in the *Allg. Hom. Zeit.*, 1886, p. 44, a case of caries of the tibia of three years' standing, fistulous openings led down to the bone, through which splinters of dead bone were being discharged constantly, the secretion therefrom being thick and yellow, accompanied by boring nightly pains. *Calcareæ fluor.*⁶ cured completely in five months.

ENCHONDROMA CURED BY *Silicea*. From Grauvogel's text-book.—Boy, æt. 14, metacarpal bones of ring and index and middle fingers and thumb of right hand were swollen to such a degree that oval, hard, knobby masses of uniform surface were formed; joints obliterated and immovable for the past six months. These parts were, at various points, divested of their skin by ulcerated surfaces, under which the bones gave a rough sound to the probe, and places were found here and there which could easily be penetrated, and others again which offered resistance. The boy had no appetite, and was kept at work by a potter, carrying clay. Great pain in the suffering parts, drowsiness during the day, lassitude and depression. According to the doctrines of surgery, there was no other help but disarticulation at the wrist, with a loss of the right hand, since only the little finger and its metacarpal bone, seemed free from the disease. *Silicea*⁶, five drops every two hours. In eight days the superficial ulcers began to cicatrize and the tuberous formations had manifestly decreased in extent. After fourteen days more, the joints were already movable, though the mobility was very much restricted. After another fortnight, all the concomitant symptoms, which had been present, disappeared; appetite returned, boy was lively and of good cheer, and discharged cured.

A child, æt. 3, had disease of the bone of the forefinger of the left hand midway between the knuckle and next joint. There was a slight whitish discharge from a minute opening, and the flesh was much swollen and discolored at the place, causing the finger to present a very unpleasant appearance. A physician had, after treating it unsuccessfully, advised amputation of the finger, but the family not desiring this result of the trouble, decided to try other remedies. Gave her *Silicea*⁶, in solution, which produced improvement at once, and in a few weeks cured the disease in the bone and the finger resumed its natural appearance, except a slight scar. (C. T. M.)

Dr. C. F. Nichols reports a number of cases of osseous growths cured and benefited by *Calcareæ fluor.*¹²—*Organon*, 1880.

SLOW UNION OF FRACTURE.—Man, æt. 60, had a fracture of the shaft of the femur. It remained movable, in spite of great care, after two months. *Calcareæ phos.*⁶ was given, at first every night, later, every second night. At once the fracture grew firm and was soon well. This is certainly better than instrumental

interference. Eighteen months later, the same femur sustained another fracture, in its lower portion. The drug was given in like manner as before, but from the beginning. It was well in two months. (J. C. Morgan, M.D.)

In the case of a poor orphan girl, æt. 14, *Silicea* saved her having her foot amputated. She had been under treatment a long time for bone disease. Her medical man saw no alternative, as the evil only grew worse, to make arrangements with the infirmary surgeon to have it taken off. This was agreed on, six days before removing her. Her friends were greatly distressed and applied for the new remedies. *Silicea*, a dose every hour, was steadily taken, and lotion on lint externally applied. On the fifth day the ankle bone and surrounding tissues presented such a healthy appearance that all cause for amputation was removed. She continued the treatment for a short time longer, and her case was pronounced perfectly cured. (M. D. W., from Schüssler.)

BRAIN.

See also Meningitis.

Ferrum phos.—First stages of all inflammatory troubles.

Kali phos.—Softening of the brain, early stage; if with hydrocephalus, give also *Calcarea phos.* Softening as a result of inflammation, insidious in its approach.

Magnesia phos.—When convulsive symptoms are present.

CLINICAL CASES.

J. C. Morgan, in the *Transactions Pennsylvania Homœopathic Medical Society*, 1882, p. 172, reports some cases of brain troubles in children in which convulsive symptoms were prominent, benefited and cured by *Magnesia phos.*³⁰

The following is from an elderly gentleman, Mr. J. M., who had suffered from a prolonged attack of acute and subacute inflammation of the brain. He recovered slowly, but symptoms of softening of the brain set in. He was anxious to give the new remedies a trial. His speech was affected, he seemed to lose momentary consciousness, could not hurry, though he saw himself in great danger of being run over, or stop walking when dangerously close to the quay, and could not be trusted out alone.

"I think it is time I were again informing you I still continue to improve, indeed, I have little to complain of except occasionally—only occasionally—a feeling of mental stupor, the best remedy for which I have found to be *Kali phos.* which you recommended to me." (M. D. W., from Schüssler.)

BRAIN FAG.

Calcarea phos.—Nervous prostration, with depression of spirits; profuse night sweats; pale, wan and emaciated coun-

tenance; loss of virile power; habitual coldness and venous congestion of the extremities from debility—sleeplessness and loss of appetite; numb sensations.

Silicea.—Confusion, difficulty of fixing attention. Yielding and anxious mood. Reading and writing fatigue, cannot bear to think. Sense of great debility, but patient can arouse himself, has grit, but soon tires and is compelled to rest.

Kali phos.—To restore lost nervous energy.

Natrum mur.—With sleeplessness, gloomy forebodings, exhaustion after talking, embarrassment of the brain.

CLINICAL CASES.

The patient came to California with a modest fortune, which he has lost in unfortunate speculations—a common occurrence. Anxiety, business cares and overwork had been telling upon him for months. Finally, about three months ago, while on the local train going home, he suddenly experienced a peculiar cerebral sensation, and became unconscious, but in a few minutes recovered, and asked the conductor to assist him from the train when he arrived at the station, and had the presence of mind to remember a bundle which lay on the seat at his side, but was still dizzy and confused. After arriving at home he experienced a severe spasmodic pain in the cardiac region, which was accompanied by faintness, shortness of breath and coldness of the extremities. This lasted several hours, and continued thereafter to return for two weeks or more, without improvement, sometimes several times a day, at irregular intervals. This finally was attended by more or less mental weakness at times, and, as his physician informed him that he was suffering from an organic affection of the brain, the result of apoplexy, he became very despondent.

After three or four weeks he improved somewhat, but, in performing some trivial manual labor about his home, he experienced a relapse; and, as his physician insisted that his days were few, he concluded to try an eclectic physician, as he employed one in the East formerly as his family adviser.

When the patient came, in company with his wife, we found the case an unpromising one. He was past sixty years of age, of careworn appearance, despondent, and presenting marked evidence of nervous exhaustion. There was no paralysis, however, and no evidence of any loss of motor or sensory function, and upon making the effort we found he could call into use all his reasoning faculties. He complained of sleepless nights from lancinating pains in the left chest and left side of the face.

The prescription was *Kali phos.*, 3x, to restore lost nervous energy, and *Magnesia phos.* for the spasmodic pains. Add five grains to a tumbler half full of water, each agent to be dissolved in a separate glass, and alternating give a teaspoonful every hour during the day, and until bedtime. In about a week the patient returned for more medicine, and marked improvement was observable. The careworn, despondent appearance of countenance had more of an expression of

comfort and hope. He said he was better; had felt but one spasmodic attack since beginning the medicine, and could now go about and do light chores without becoming exhausted, and slept well all night. In another week his wife reported him as well as ever.—Editor *California Medical Journal*.

BRIGHT'S DISEASE.

See Kidneys, Affections of.

BRONCHITIS.

Ferrum phos.—Takes the place of *Acon.* in the acute inflammatory stage, or in chronic bronchitis when a fresh aggravation sets in. It should be given in alternation with the remedy indicated by the expectoration. Any inflammatory irritation of the bronchii, accompanied with dyspnoea, heat, or burning soreness. Breathing short, oppressed and hurried.

Kali mur.—In the second stage, when thick white phlegm forms, fibrinous in character.

Kali sulph.—When the expectoration is distinctly yellow, watery and profuse, or where it is greenish, slimy and watery. In the stage of resolution.

Natrum mur.—Acute inflammation of the windpipe, with frothy and clear watery phlegm, loose and rattling, sometimes coughed up with difficulty. Chronic bronchitis, bronchial catarrh, "winter cough," with any of the above symptoms. Clear, watery, starch-like sputa. Secretion causes soreness and excoriation. Chronic forms, when sputum is transparent, viscid, weak voice, fluttering of heart. Patient is worse near the seashore.

Calcarea phos.—In anæmic persons where expectoration is albuminous, like the white of an egg.

Calcarea sulph.—Where expectoration is yellow, or yellowish-green, or mixed with blood, stage of resolution. Third stage of bronchitis.

Natrum sulph.—Where exudation causes soreness and chafing. Patient must hold his chest on coughing. Asthmatic spells worse towards morning. Worse in cold, damp, rainy weather.

Silicea.—Cough worse from cold and better from warm drinks. Pus-like expectoration, falls to bottom of vessel containing water and spreads out like sediment. Bronchial affections of rachitic children. Laryngeal morning cough.

BURNS.

Kali mur.—Burns of the first degree, also those of the second. Blisters form, also scalds from boiling water. Can be applied externally.

Calcarea sulph.—Burns when suppurating.

CANCER.

See Tumors.

CARBUNCLE.

See Abscess.

CATARRHAL TROUBLES.

Ferrum phos.—First stage of cold in the head, with circulatory disturbances, catarrhal fever, congestion of nasal mucous membranes, excellent for a predisposition to take cold, alternately with *Calcarea phos.*

Kali mur.—Catarrh when there is white phlegm, thick, not transparent. Dry coryza. Stuffy cold in the head with a whitish-gray tongue. Adherent crusts in the vault of the pharynx.

Calcarea fluor.—Catarrh with expectoration of yellowish small lumps. Dry coryza. Stuffy cold in the head (alternately with *Kali mur.*). Ozæna. Osseous growths and diseases of nasal bones, with offensive odor of dead bone.

Natrum mur.—Catarrhs and colds with watery, transparent frothy discharges. Chronic catarrhs of bloodless patients. The mucus has sometimes a salty taste. Colds causing vesicular eruptions with watery contents, which burst and leave thin crusts or scabs. Coryza, "running cold," with watery, clear,

frothy discharge, worse on going into the cold and on exertion. Influenza. Epistaxis from stooping and from coughing. Posterior nares dry. Loss of sense of smell.

Kali sulph.—Yellow, slimy secretions, or expectorations of watery matter, are conditions calling for this remedy. Patient feels generally worse in the evening or in a heated room. Yellow or yellowish discharge from the nose. Colds with dry skin when perspiration does not set in freely under use of *Ferrum phos.*

Calcarea phos.—Chronic catarrhs and colds in adynamic persons (as an intercurrent remedy). Cold in the head with an albuminous discharge from nose. Dr. L. A. Bull says: "I frequently begin the treatment of chronic catarrhal conditions of the air passages with *Calcarea phos.* I find that it has quite a decided tonic action, and influences the conditions of the membranes for good. In many places it quite takes the place of the *Cinchona preparations.*" Large pedunculated nasal polypi. Point of nose icy cold. Swollen, ulcerated nose in scrofulous children.

Calcarea sulph.—Cold in the head with thick, yellow, opaque, mattery secretions, frequently tinged with blood. It clears up the condition of the mucous glands. Nosebleed.

Natrum phos.—As an intercurrent, when gastric symptoms appear, such as acid risings and yellow base of tongue. Picking at nose. Offensive odor before nose.

Natrum sulph.—Nosebleed during menses. Ozaena syphilitica, worse every change from dry to wet weather.

Kali phos.—Ozaena, foul, offensive discharge from nose, foul breath, and where secondary nervous troubles arise. Epistaxis and predisposition to same.

Magnesia phos.—Loss or perversion of sense of smell.

Silicea.—Ozaena with offensive discharge from nose when the affection is seated in the submucous connective tissue or periosteum. (Syringe also with a solution of the same remedy.) Painful, chronic dryness of nose, or inveterate ulceration, producing acrid, corroding discharge; herpetic eruption around nostrils and lips.

CLINICAL CASES.

Dr. H. Goullon (*Pop. Zeitschrift*, Leipsic, June, 1886) praises *Natrum phos.* in chronic post-nasal catarrh, giving as indications, the golden yellow exudation and yellow tongue, etc., and relates a case cured by *Natrum phos.*⁵ after *Kali bich.* had failed, as well as everything else, and the patient had become hypochondriacal.

Case of thick, yellow, offensive ozæna, alternating with watery discharge; has been affected with it for eighteen months; has lost taste and smell; left nostril worse. Catamenia occur every three weeks. Takes cold very easily. Stillborn child three years ago. Gave three doses of *Kali sulph.*¹² in water, to be taken once a week. In one month reported catarrh entirely well; has regained much of the lost senses of smell and taste. (W. P. Wesselhœft, M.D., from Hg.)

Dr. Breuer, of Munich, reports a case of suppressed foot sweat, resulting in protracted bronchial catarrh; cured by *Calcarea sulph.* and *Silicea*.—*A. H. Z.*, 1883.

Case of gentleman, light complexioned. About once a week a thick, dark brown semi-fluid accumulation of pus formed in the left upper nostril; on being blown out emitted a terrible stench. About a month previous a piece of carious bone was taken from the antrum highmori, through an upper left alveolus, from which a tooth had been drawn four years previous. The probe entered the antrum freely. *Calcarea*, *Silicea* and several other remedies proved inefficacious. Three weeks after having taken two doses of *Kali sulph.*⁶ in water, morning and evening, a tablespoonful for four days, nothing more remained of the discharge, and the alveolus closed so that no probe entered. (W. P. Wesselhœft, M.D., from Hg.)

CATARACT.

See Eye, Diseases of.

CHICKEN POX.

Ferrum phos.—This remedy alone, or alternately with the remedy indicated by the eruption, such as *Kali mur.* or *Calcarea sulph.*

CHLOROSIS.

See Anæmia.

CHOLERA.

Ferrum phos.—In the first stage for the vascular disturbances, alternately with *Kali phos.*

Kali phos.—When the stools have the appearance of rice-water. Collapse, livid, blue countenance and low pulse.

Kali sulph.—Cramps and other symptoms of cholera.

Magnesia phos.—Choleric cramps. First stage. Watery diarrhœa with vomiting and cramps in calves.

CHOREA.

Magnesia phos.—This is the chief remedy. Involuntary movements and contortions of the limbs with mute appealing looks for sympathy. Follow or alternate with *Calcareæ phos.*

Silicea.—When due to the presence of worms, spasms, sleep disturbed by frightful dreams, distorted eyes, pale face, canine hunger, irritation of nostrils, constipation, great thirst, œdema of face and extremities.

Natrum mur.—Suitable for chronic cases, after fright or suppression of eruptions on the face, paroxysms of jumping regardless of obstructions, twitchings on the right side, worse at full moon, especially in anæmic and chlorotic states, with thirst and fever.

CLINICAL CASES.

Case of chorea; face and upper part of body affected, lateral and downward jerking of the mouth, snapping of eyelids, sudden forward motion of head, and other irregular movements. Better during sleep, aggravated at stool and by emotions. *Ignat.* failed. *Magnesia phos.*³ for three months produced gratifying results but did not fully cure. Acting on Dr. Schussler's advice, *Calcareæ phos.*, 6x, was given alternately with the *Magnesia phos.*—the former once daily, the latter twice. In one month the child was cured. (D. B. Whittier, M.D.—*Trans. Mass. Hom. Soc.*, 1886.)

Choreic patient talking to herself constantly, or sitting still in moody silence, or carrying things from one place to another and then back again. *Magnesia phos.*¹² cured.—*A. H. Z.*, February, 1882, Dr. Sager.

H. S., æt. 7. Choreia for two years, caused by fright; pale, delicate, anæmic, drinks much water, feverish, white tongue, sore mouth. *Natrum mur.*²⁰⁰ cured permanently. (C. P. Hart, M.D.)

CHOREA CURED BY MAGNESIA PHOS.—By Dr. John H. Clarke.—Gertrude S ———, æt. 6, was admitted to the London Homœopathic Hospital, on March 30th, 1887. She had suffered from well-marked chorea during the preceding eight months, and the usual remedies for such conditions had been administered to her as an out-patient during the previous two months, with but small success. No definite cause was to be made out. The child did not suffer from worms, and there was no history of a fright. On admission she twitched all over during her waking hours, but was quite during sleep. She walked fairly

well and could feed herself, but her speech was exceeding defective. The heart's action was accelerated, but no abnormal sound was to be distinguished. Subsequently, however, a soft pre-systolic blowing sound was at times audible, as if the muscular fibres of the heart participated in the general spasms. The pupils were symmetrically dilated. *Magnesia phos.* was prescribed—two grains of the sixth decimal trituration, three times daily. The improvement which followed was slow but abundantly manifest. The general twitching became less; the articulation improved; the child took nourishment freely; slept well at night, and lost the scared expression so characteristic of the complaint. By May 17th no vestige of the chorea remained. On being directed to stand up, close the eyes, and hold the arms extended, she did so without difficulty. Subjected to the difficult test of walking blindfolded, she came through triumphantly. Lastly her powers of speech had so much improved that, whereas on her admission the meaning of her utterances was a matter of pure conjecture, by this date her remarks were quite intelligible. Thus within seven weeks this obstinate case of a very troublesome disease yielded completely to *Magnesia phos.*—one of Schlusler's so-called "tissue remedies." No other medicine was given.—*Hom. World*, July, 1887.

COLD IN THE HEAD.

See Catarrhal Troubles.

COLIC.

Magnesia phos.—Flatulent colic of children, with drawing up of legs. Colic forcing the patient to bend double; eased by friction, warmth and belching of gas. Colic in umbilical region, forcing patient to bend double. Muscular contractions. Remittent colic, gripes, crampy pain if associated with acidity.

Natrum phos.—Colic of children, with symptoms of acidity such as green, sour-smelling stools, vomiting of curdled milk, etc.

Ferrum phos.—Colic at menstrual periods with heat, flushing of the face and quickened pulse.

Natrum sulph.—Flatulent colic starting in right groin. Bilious colic, with bitter taste in the mouth and grayish or brownish-green coating at the root of the tongue. In lead colic this remedy should be given frequently in the 1x or 2x trituration. Pain in abdomen and small of back as if bruised. Much flatulence. Incarceration of flatus. Flatulent complaints after confinement.

Kali sulph.—Pains resembling colic. Abdomen feels cold

to touch, sometimes caused by great heat, from excitement and sudden coldness, shortly after, gas escaping smells like sulphur, if *Magnesia phos.* fail.

Natrum mur.—"In cases of bilious colic presenting the belching of *Carbo veg.* and the pains of *Diosc.* and *Coloc.* I have found *Natrum mur.* to do excellent service." (C. E. Fisher.)

CLINICAL CASES.

Woman, æt. 50, suffered for two years from gastralgia and enteralgia, attacks lasting several days, at each attack vomiting of a fluid sour as vinegar. Two allopaths had treated her in vain, diagnosing the affection as cancer of the stomach and wandering kidney. My diagnosis was oversecretion of lactic acid. *Natrum phos.* Improvement set in in two days, and in a few weeks was entirely cured. (Schüssler, *A. H. Z.*, 1881, p. 93.)

Case of a lady with bilious colic. Was sent for in the night, and for particular reasons did not go. I, however, sent what I thought would relieve her. Early in the morning her husband was again at my office, saying she was no better, but suffering terribly. I gave him a different remedy to be administered until I could get there. About half-past nine I arrived at the house, and found her still suffering excruciating pains. Ascertaining that she had vomited bile, and had a very bitter taste in her mouth all the time, I administered a powder of *Natrum sulph.* in a little water. In about two minutes after taking it she said she was considerably relieved for the first time since eleven o'clock in the night. In about five minutes she had a free movement from the bowels, and she continued to improve, and was up and about the next morning. (From Schüssler.)

One of the hard working clergy of the metropolis was, for several years, subject to very frequent and very severe attacks of colic, always running on to inflammatory character, violent vomiting, great tenderness of abdomen, restlessness, anxiety, misery. These attacks generally lasted from three days to one week. More than a year ago it was ascertained that the *pain generally commenced in the right groin* and thence spread over the whole abdomen. *Natrum sulph.* was given, the attack yielded immediately, and though he has had several threatenings, he has had no colic since.—Hering's *Materia Medica.*

CONCUSSION OF THE BRAIN.

Kali phos.—Asthenic conditions, dilated pupils, depression of function of the brain cells resulting from concussion.

Ferrum phos.—Febrile disturbances depending thereon.

Magnesia phos.—When optical illusions accompany.

Calcarea phos.—As an intercurrent sometimes, and with numb sensations.

Natrum sulph.—Chronic effects of falls and blows on head.

CONSTIPATION.

NOTE.—No purging need be resorted to. Constipation occurs frequently in consequence of some primary disturbance. Look for the symptoms of this. The proper remedy will make the bowels move. (Schüssler.)

Kali mur.—Constipation accompanied by a white coated tongue, also when fat and pastry disagree. Torpid liver, light colored stools, through want of bile from sluggish liver.

Natrum mur.—Torn, bleeding, smarting feeling after stool. Constipation with much intestinal weakness, and when arising from want of moisture. Dryness of the mucous linings of the bowels, with watery secretions in the other parts; watery vomiting, watery eyes, excess of saliva in the mouth or on the tongue. Drowsiness and waterbrash. Stools are hard, dry and difficult to pass. Accompanied by headache. Hemorrhoidal constipation.

Calcarea phos.—Costive, hard stool with blood, especially in old people, associated with mental depression, vertigo and headache.

Calcarea fluor.—Inability to expel the feces.

Natrum phos.—Obstinate constipation. Habitual constipation with occasional attacks of diarrhoea in young children.

Natrum sulph.—Hard, knotty stools, streaked with blood, preceded and accompanied by smarting at the anus; difficult expulsion of soft stool; emission of fetid flatus in large quantities. (Strong.)

Ferrum phos.—Constipation with heat in the lower bowel, caused by atony of muscular fibres of intestines. "*Ferrum phos.* is indicated in obstinate constipation with prolapsus ani and piles, associated with anæmia; face pale, readily flushing, cold hands and feet, palpitation, persistent chilliness, flatulence and fulness of epigastrium, with great aversion to meat diet." (Donaldson.)

Silicea.—Rectum seems to have lost the power of expulsion. Feces recede after having been partly expelled. Soreness, stitches and shooting pain in anus. Constipation associated with chronic, scrofulous and suppurative diseases. Constipa-

tion of poorly nourished children with pale, earthy face. Copious perspiration around head, accompanying paralytic diseases.

CLINICAL CASES.

Mrs. H., æt. 26, mother of three children, constipation since birth of last child, three months ago. Cathartics had failed. The stools were hard and dry, were partially expelled with much straining and then receded back into the rectum. *Silicea*³⁰ cured in four doses taken night and morning. (I. P. Johnson.)

Dr. Gross, the pupil of Hahnemann, relates a very remarkable case of chronic constipation cured with *Natrum mur.*³⁰ The patient, a boy, æt. 11, born of scrofulous parents, has an idiotic brother, patient himself mute and almost an idiot. The poor creature suffered with constipation from birth. Would go three to four weeks without stool. After a course of *Natrum mur.*³⁰ the constipation was *entirely cured*. Full report of the case found in Strong's *Constipation*, p. 72.

CONSUMPTION.

See Phthisis Pulmonalis.

CORYZA.

See Catarrhal Troubles.

COUGH.

Ferrum phos.—Acute, painful, short tickling cough. Short, sore, tickling cough from irritation of the windpipe. Short, dry, spasmodic cough, with feeling of soreness in the lungs, no expectoration. Cough hard and dry, with soreness from cold.

Kali mur.—Loud, noisy, stomach cough, with grayish-white tongue. Short acute and spasmodic, like whooping cough, requires this remedy. Noisy cough with protruded appearance of the eyes and white or gray coated tongue. Croupy, hard cough. Persistent croup like hoarseness. Cough with thick, milky white, gluey albuminoid phlegm. Cough in consumption with thick, milky white expectoration, or white coated tongue.

Kali sulph.—Cough with yellow expectoration, or watery matter. Worse in a heated room, or in the evening. Mucus

slips back and is generally swallowed; hard, hoarse cough like croup, weary feeling in the pharynx.

Magnesia phos.—True spasmodic cough, coming on in fits, paroxysms; without expectoration, spasmodic cough at night, with difficulty upon lying down. Whooping cough.

Calcarea fluor.—Cough with expectoration of tiny yellow tough lumps of mucus. Cough with tickling and irritation in the throat on lying down, from elongation of the uvula, or dropping at the back of the throat.

Calcarea phos.—Cough with expectoration of albuminous matter, not watery. In cough of consumptives as an inter-current remedy.

Calcarea sulph.—Cough with sanious, watery sputa.

Natrum mur.—Cough with excess of watery secretions. In consumption with frothy sputa, tasting salty, winter cough. Stitches in liver with cough.

Natrum sulph.—Cough with a sensation of all-goneness in the chest. Muco-pus thick, ropy and yellowish-green expectoration; must press upon chest to relieve soreness and weakness.

Silicea.—Cough provoked by cold drinks. Soreness and weakness of chest relieved by warm, moist air. Laryngeal, morning cough with tough expectoration. Dyspnoea on stooping or lying on back. Expectoration of profuse, yellowish-green pus, of greasy taste and offensive odor. Suffocative night cough. (Lilienthal.)

CLINICAL CASES.

A very nervous lady, *æt.* 26, who suffered continually either from headache, toothache, faceache, and pains in the limbs, or spasms, cramps of the stomach, indigestion, flatulence and colic, was tormented day and night with a spasmodic cough, suppression of urine, want of sleep, and so on. In short, every day she complained of some trouble or other, and in reality suffered from it. This case almost brought me into despair. All my exertions were in vain. All the best remedies known left me in the lurch. Almost every day a letter or telegram informed me she was getting worse, and summoned me to call. I had the happy thought of looking at Schüssler's book. I found under the head of *Magnesium phos.* all her symptoms grouped together. I gave her this medicine, and from that moment we both had peace. "This medicine has done me no end of good," she said. And although formerly she had to keep her bed for weeks, she soon

after was able to go into the garden, and later on visited a watering-place. I had to give her, however, plenty of the good remedy before leaving. (Dr. F., from Schüssler.)

Dr. Fisher was consulted by a lady (*enciente*) who was suffering from a cough which caused great inconvenience, as with every cough there was emission of urine. *Ferrum phos.* cured her very speedily. A short time ago the lady under similar circumstances was again troubled with a cough. *Ferrum phos.* this time also cured her as speedily. (From Schüssler.)

CROUP.

Kali mur.—Is the principal remedy for the membranous exudation, alternately with *Ferrum phos.*

Ferrum phos.—This remedy should be alternated with *Kali mur.*; breathing short, oppressed and hurried.

Calcarea fluor.—If *Ferrum phos.* and *Kali mur.* do not suffice.

Calcarea phos.—Useful if the foregoing fail to act. “Suffocative attacks on lifting up the child from the cradle. After nursing, after crying, or after being raised from the cradle, breathing ceases, the head turns backward, the face is blue, there is fighting with hands and feet; after the attack great relaxation.” (Bradford.)

Kali phos.—If treatment is delayed till the last stage, syncope; for nervous prostration, pale, livid countenance; in alternation with *Kali mur.*

Magnesia phos.—Spasmodic closure of the windpipe. Sudden shrill voice; suffocative cough.

Calcarea sulph.—Useful after the exudation stage when, after the hard membrane has been softened, there exists a tough mucus in the throat causing much discomfort. It will change the croupous to a catarrhal cough, and when given in season, will sometimes prevent exudation. (Bradford.)

CLINICAL CASES.

D. R., a boy, *æt.* 7, who took spurious croup whenever there was a sharp, keen north-east wind, having had a few years before a very severe attack of true croup, this past autumn had again an attack, with fever, and a loud barking cough. *Acon.* and liver of sulphur, which have been recommended by so many authors against spurious croup, produced no change whatever, so that I prepared myself,

in the case of this boy, for a continuance of the affection, as usual, for several days. The nights especially were very restless, with much coughing, rough and hard, so that his relatives were very anxious. There were dry heat and great oppression present. I exchanged my *Hepar sulph.* for *Kali mur.*, and gave every two hours a full dose. After a few doses the cough became loose, lost completely the barking sound, and the whole of the following night my little patient slept quietly, so that on the following morning he awoke able to get up quite lively and well. (From Schüssler.)

DELIRIUM.

Ferrum phos.—When there is present high fever.

Natrum mur.—Delirium occurring at any time, with starting of the body, wandering delirium with muttering, frothy tongue.

Kali phos.—Delirium tremens; the horrors of drunkards, fear, sleeplessness, restlessness and suspiciousness, rambling talk, endeavors to grasp or avoid imaginary objects and images. Give alternately with *Natrum mur.*, as this remedy restores the normal consistency of the brain substance which is disturbed in this disease.

CLINICAL CASES.

I was consulted by the relatives of a man suffering from *Delirium tremens*. I ordered *Natrum mur.* A complete cure followed speedily.

Natrum mur. is the principal remedy, as *Delirium tremens* is caused by a disturbance of the balance of the molecules of the *Natrum mur.* and molecules of water, in some portion of the brain. (From Schüssler.)

DENTITION.

Ferrum phos.—Teething troubles with feverishness.

Magnesia phos.—Convulsions in teething without fever, in alternation with *Ferrum phos.* “In convulsive cases where *Bellad.* seems indicated but does no good, spasmodic colic, loose bowels, this is a magnificent remedy.”—(J. C. Morgan, M.D., *Tr. Am. Inst. Hom.*, 1884, p. 247.)

Calcarea phos.—The chief remedy in teething disorders. If they appear too late, it should be given to hasten development. It is the remedy for troublesome ailments during denti-

tion. Especially useful in flabby, emaciated children with open posterior fontanelles. Child does not learn to walk or forgets to walk. Has a sputtering, pus-like diarrhœa.

Natrum mur.—Where there is much dribbling and flow of saliva.

Silicea.—Especially suitable for children with large heads, open sutures, much sweat about head, large abdomen, fine skin, oversensitiveness, imperfectly nourished due to mal-assimilation.

CLINICAL CASE.

Case of vomiting of food and drink during dentition, undigested diarrhœa, curdled milk with green specs in it, much offensive flatus. During sleep head wets pillow, head small. *Calcarea phos.*² cured. (Raue, *Record Hom. Lit.*, 1873, p. 121.)

DIABETES MELLITUS.

Natrum mur.—Polyuria; unquenchable thirst; emaciation, loss of sleep and appetite; great debility and despondency.

Natrum sulph.—This is the chief remedy. "In health the liver so elaborates the chemical property of the sugar, that on passing to the heart, by the vena cava inferior, and thence to the lungs, it is perverted and sugar passes unchanged into the circulation, causing great waste and destruction of tissues and emaciation." (Schüssler.) Patient is depressed, tired of life.

Kali phos.—The symptoms for which this remedy must be given intercurrently are nervous prostration, weakness, sleeplessness and voracious hunger, it establishes normal function of the medulla oblongata and pneumogastric nerve, which latter acts on the digestion or stomach and on the lungs.

Ferrum phos.—Diabetes, when there is a quickened pulse or when there exists pain, heat or congestion in any part of the system, as an intercurrent remedy.

CLINICAL CASES.

Dr. E. B. Rankin reports a case of diabetes insipidus improving under *Natrum phos.*, 6x, in thirst, appetite and general strength, also in quantity of urine. However, no permanent result was obtained in this case.—*Southern Journal Homœopathy*, April, 1886.

Schüssler notices two cures of this disease communicated to him from Scotland, and one in which an Italian doctor employed successfully *Natrum sulph.* in diabetes. The details are wanting.

DIARRHŒA.

Ferrum phos.—Diarrhœa from a relaxed state of the villi, or absorbents of the intestines not taking up the usual amount of moisture. Stools of undigested food brought on by a chill beginning with fever. Prolapsus recti. "Pain non-intermittent. Diarrhœa copious, watery, sudden, painful, often accompanied by vomiting." (Guilbert.)

Kali mur.—Diarrhœa after fatty food, pastry, etc. Evacuations light colored, pale yellow ochre or clay colored stools. Diarrhœa in typhoid fever; stools like pale yellow ochre. White or slimy stools with the characteristic white coating of the tongue. Stools bloody or slimy.

Kali phos.—Foul diarrhœa, often accompanied by other diseases, to heal the conditions causing putrid evacuations. Diarrhœa of strong odor, occasioned by fright and other similar causes. Diarrhœa with depression and exhaustion of the nerves, with or without pain. Evacuations like rice water. Prolapsus recti. Tympanites.

Natrum mur.—Diarrhœa with watery, slimy, frothy stools. Transparent glairy slime, excessive use of salt. "*Natrum mur.* is chiefly used for chronic diarrhœa of children. The emaciation of the neck, the greasy appearance of the face, and the peculiar desires and aversions furnish the leading indications." (Bell & Laird.) Slimy coating of tongue with minute bubbles of saliva on tip.

Natrum phos.—Itching, sore and raw anus. Stools white or green from deficient bile. Diarrhœa caused by excess of acidity; stools sour smelling, green, with yellow, creamy coating of tongue. Vomiting of sour fluid, curdy masses. Summer diarrhœas connected with a lack of digestive power, in which the stools are either clay colored or habitually greenish. Also, where there is habitual constipation with occasional attacks of diarrhœa, in young children. "Jelly-like masses of mucus, painful, straining, coagulated casein scanty and frequent." (Guilbert.)

Natrum sulph.—Diarrhœa, stools watery, dark, bilious, or of green bile. “This is one of the most frequently indicated remedies in cases of chronic diarrhœa, where the loose morning stool is the leading symptom. The flatulent symptoms are very characteristic, but not necessarily present. Aggravation in damp weather. Green diarrhœa in scarlatina. Wart-like eruptions on arms and between thighs. Chronic hereditary looseness of bowels in old women.” (Bell & Laird.)

Kali sulph.—Diarrhœa yellow, slimy, or watery, mattery stools. Yellow coating of tongue, especially at root. Symptoms of cholera, cramps, etc.

Calcarea sulph.—Diarrhœa purulent, mixed with blood, with clay colored tongue. In typhus; from maple sugar and change of weather.

Calcarea phos.—Diarrhœa in teething children, as an intercurrent or alternate remedy. Intercurrently in consumption of the bowels. “One of our most valuable remedies for the diarrhœa of scrofulous and rachitic children.” (Bell & Laird.) Green, slimy, undigested diarrhœa. Stool is hot, watery, profuse, offensive, noisy and sputtering.

Magnesia phos.—“Stools watery, expelled with force, with griping pains in the bowels, flatulent colic relieved by drawing up the limbs, or hot applications.” (Guilbert.) Vomiting and cramp in calves of legs. Pain at intervals.

Silicea.—Infantile diarrhœa, cadaverous smelling, after vaccination, with much sour perspiration on head and hard, hot, distended abdomen.

CLINICAL CASES.

Chronic diarrhœa in old maid, æt. 75, of years' standing, cured by *Ferrum phos.* (W. P. W.)

Morning diarrhœa, on rising; sudden urging, gushing, accompanied with flatulence. The stool splatters all over the vessel. *Natrum sulph.*^{cm} cured. (C. Lippe, *Homœopathic Physician*, April, 1882.)

An old man was attacked by severe vomiting and diarrhœa, accompanied by exceedingly painful cramp in the calves. Evacuations had the appearance of rice water. I undertook the treatment about six hours after the beginning of the attack, and one dose of *Kali phos.* effected a cure. The speedy cure of this case of choleraic diarrhœa would justify the belief that *Kali phos.* is a specific against cholera. (From Schüssler.)

Dr. Goullon relates a case of chronic diarrhœa of two years' standing. Stools of mushy consistence, coated tongue, cured with *Calcareæ sulph.*—*Allg. Hom. Zeit.*

Among the first cases in which I tried these remedies was a negro child, about two months old. The following are about the symptoms presented: Painful diarrhœa, constant rolling of the head, eyes turned up, tongue brownish-yellow, no desire to nurse for some time. The mother said it had been sick for a week, and she had been giving it different things; but as it got worse, she called me. I told her I was afraid there was little chance for its recovery, but I would do what I could for it. Prescribed *Magnesia phos.* and *Calcareæ phos.*, in alternation every fifteen minutes. This was about nine or ten o'clock A.M. I returned about three o'clock P.M., to see if it was still alive, and to my astonishment found it better. It had ceased rolling its head, eyes were natural, had nursed once or twice, and was sleeping. Ordered the medicine to be continued at longer intervals. The next morning it was considerably better. At this visit I found the tongue covered with a thick *white* coating, and the mouth sore. I now prescribed *Kali mur.*, the remedy for this condition, in place of the *Calcareæ phos.*, to be alternated with the *Magnesia phos.* every hour. The next day the tongue was clear, and after leaving a few more powders, to be continued for a day or two longer, the case was dismissed. (E. T. H.)

DIPHThERIA.

Ferrum phos.—At the commencement and for the fever.

Kali mur.—This is the sole remedy in most cases, in alternation with *Ferrum phos.*, which latter will lessen the fever and is always indicated at the commencement. *Kali mur.* stands in the same biological relation to the albuminoid substances (*i. e.*, the fibrin) as does the phosphate of lime to the albumen. When an intense irritation has attacked those cells which form the seat of the disease in diphtheria, or relatively the *Kali mur.* molecules which are contained in them, there arises a disturbance of the proper balance of the molecules of this salt and a consequent loss of some molecules, perhaps only a small number. At the same time a portion of the albuminoid substances (the organic basis of the cells) is set free and appears on the surface of the mucous membrane, where it is recognized as the diphtheritic exudation. So long as the disturbance of the proper balance in the motion of *Kali mur.* molecules lasts, the exudation will derive supplies and continue to go on. For the purpose of curing diphtheria by means of the biochemic method, new molecules of this salt must be supplied to the respective tissues of which *Kali mur.* molecules have become in-

harmonious in their function, and for this reason the remedy must be given in molecular form. Dose: 10–15 grains of the 3d or 6th trituration in a tumbler of water, a dose every two hours, or a powder the size of a pea, dry on the tongue.

Calcarea fluor.—When the affection has gone to the wind-pipe through mismanagement give this remedy and *Calcarea phos.* alternately.

Calcarea phos.—Diphtheritic exudation spreading to the trachea. Such a complication is very rare when the Tissue Remedies are used exclusively. A white speck or patch remains after the main exudation has come off.

Kali phos.—In the well marked, malignant, gangrenous condition, patient exhausted, prostrate. Also for the after effects of diphtheria, such as weakness of sight, nasely speech or paralysis in any part of the body, squinting, etc. The putrid character is well marked, as seen by the bone and putrid smelling odor from mouth.

Natrum mur.—Diphtheria if the face be puffy and pale with heavy drowsiness; watery stools, flow of saliva or vomiting of watery fluid. Dryness of the tongue, stertorous breathing, etc. The use of *Natrum mur.* must be discontinued with the disappearance of these symptoms.

Natrum phos.—Diphtheritic throat, falsely so-called (not true), when the tonsils are covered with a yellow, creamy coating and the back part of the roof of the mouth looks creamy yellow; the coating of the tongue is moist, creamy or gold colored.

Natrum sulph.—In diphtheria as an intercurrent remedy where there is vomiting of green matter or water.

NOTE.—Under no circumstances should other remedies, such as lime water, carbolic acid, iced water, etc., be used along with these remedies, because they may interfere with the proper acting of these salts. (Schüssler.)

CLINICAL CASES.

Full developed case of diphtheria with the characteristic glandular enlargement, tonsils, uvula and entire soft palate were covered with a thick, diphtheritic exudation. Deglutition was attended with great pain and accompanied with

the utmost effort, and there was exceeding prostration. *Kali mur.*⁸ every two hours. The following day there was a marked improvement and in four days every vestige of the throat trouble had disappeared and the child recovered rapidly under *Calcareo phos.* (W. M. Pratt, M.D., *North American Journal of Homœopathy*, May, 1883).

In a severe epidemic of diphtheria, most cases terminating fatally, a well-known medical man lost every case under the usual treatment until he resorted to the new remedies, after which every case treated by him recovered satisfactorily, all of them being of the severe type. (M. D. W.)

In fourteen cases of diphtheria, the biochemic measures left nothing better to be desired, *Kali mur.* rapidly making a change, the whitish-gray exudation being diminished, shriveling and coming away with the gargle and mouth-wash made with *Kali mur.*, also occasional doses of *Ferrum phos.* The treatment worked splendidly. In three cases the patients labored under prostration from the first, and *Kali phos.* had to be given intercurrently; in two cases *Natrum mur.* alternately with *Kali mur.*, the chief remedy. In the latter cases there existed considerable running of saliva, heavy drowsiness and watery stools. No secondary affections resulted, such as frequently arise under ordinary treatment, as paralysis, defective vision, or neuralgia. (M. D. W.)

Case from the practice of Schüssler: In a village a few miles from the town of Oldenberg, a child was taken ill with diphtheria, which at an early stage was complicated by an affection of the larynx. The child was treated by the ordinary methods and died. Almost at the same time a child of another family in the village was attacked by diphtheria with the same complication. The father of the latter child came to me. I prescribed *Kali mur.* for the disease in the first instance, and *Calcareo phos.* for the affection of the larynx, to be taken alternately. I requested the father to inform me without fail of the result, which he promised to do. Two days after I received a letter from him, in which he informed me that the child had completely recovered.

In diphtheria (maligna) where every known remedy failed, *Kali phos.* and *Kali mur.* with, and sometimes without, *Natrum mur.*, effected subsidence of malignity, and hastened the cure.

In paralysis after diphtheria, I know of no better remedy than *Kali phos.* (Dr. F., from Schüssler).

The following cases are of interest, showing the action of *Ferrum phos.* in diphtheria :

1. Young lady with sore throat, tonsils swollen moderately and quite red, a little feverish. *Ferrum phos.*³⁰ every three hours for a day and a half, then paused, being better. Became worse and sent for me. Diphtheritic membrane covered the right tonsil. *Ferrum phos.*³⁰ as before. The next day the membrane was nearly all gone, swelling and redness were better. Continued prescription every four hours. The following day only a slight vestige of the membrane remained. Medicine given less often, and the next day was perfectly well.

2. Boy, æt. 5, febrile state, glistening flushed eyes, red cheeks, tonsils red and swollen, especially the right, on which was a tuft like exudation about its centre and about one-quarter inch in diameter, hanging down, the upper attachment looking blackish next to the tonsils; fetid breath. *Ferrum phos.*³⁰ The next day

the tonsil was clear but a similar exudation appeared on the posterior wall of the pharynx; continued the same remedy every four hours; the following day he was well. (J. C. Morgan, M.D., *Hahnemannian Monthly*, Vol. 7.)

DROPSICAL AFFECTIONS.

Kali mur.—Dropsy arising from heart, liver, or kidney affections, when the prominent characteristic symptoms of this remedy are present. Dropsy from obstruction of bile ducts and enlargement of the liver. There is generally a white coated tongue. Dropsy from weakness of the heart (in alternation with *Kali phos.*). Dropsy, with palpitation. Dropsy in which the liquid drawn off is whitish or white mucus is deposited in the urine. Persistent white coating on the tongue. Hydrocele.

Natrum sulph.—Simple dropsy invading the areolar tissues of the body. Preputial œdema or scrotal œdema.

Natrum mur.—Dropsy and dropsical swellings of any of the subcutaneous areolar tissues of the body. Anasarca. Preputial or scrotal œdema.

Ferrum phos.—Dropsy from loss of blood or draining of the system, alternately with *Calcareo phos.*

Calcareo phos.—Dropsy from non-assimilation. Anæmia or loss of blood or vital fluids. Hydrops genu.

Calcareo fluor.—Dropsy caused by heart disease, dilatation of any of the cavities.

CLINICAL CASES.

Scarlatinal dropsy in a child, æt. 4; *Digital.*, *Apis*, *Arsen.*, and *Apoc.* failed. Quantity of urine voided in 24 hours was very scanty, and during the past 48 hours had ceased entirely. The patient was fearfully anasarcaous. Reclining position was impossible. *Natrum mur.*⁶ every two hours. In 24 hours the child voided two quarts of urine and a speedy recovery followed. (W. M. Pratt, M.D., *North American Journal of Homœopathy*, May, 1883.)

Dr. Goullon, Jr., who used *Kali mur.* with much success in a swelling of the feet and lower extremities, adds the following particular indications for its use: The remedy in question appears indicated in chronic persistent swelling of the feet and lower limbs, when the swelling is soft at first, afterwards becoming hard to the touch, without pain or redness. It is, however, itchy; and at one stage may be termed snowy white and shining. Lastly, the swelling becomes less perceptible in the morning than in the evening; but may acquire such dimensions as to cause great tension, with a feeling as if it would burst.

A little girl, æt. 9, had recovered from diphtheria and scarlatina rather easily, and was allowed to be in the convalescent room. Suddenly she began to swell without any apparent cause. Her face became puffy; the feet also œdematous to above the ankles. Urine scarcely decreased; containing no albumen. No pain over the kidneys on pressure. Pulse somewhat feverish; but appetite, sleep, and stools still natural. I gave three different medicines—amongst these, *Acon.*—without success. Dropsy (*anasarca et ascites*) was increasing rapidly; urine scanty; only very small quantities occasionally, being slightly turbid and containing much albumen. Whether any epithelial sheathings were present was not ascertained. Kidneys were now more sensitive to pressure. Occasionally delirious. *Natrum mur.* alone cured this case in about a fortnight. (Dr. Cohn. From Schussler.)

DYSENTERY.

Kali mur.—Intense pain in the abdomen, cutting as from knives, calls to stool every few minutes, with tenesmus, extorting cries, purging with slimy, sanious stools. In most cases this remedy with *Ferrum phos.* cures.

Ferrum phos.—If affection begins with violent fever, this, with the foregoing remedy, usually suffices for a cure. If pain is dependent on inflammation making no intervals and increased by pressure.

Kali phos.—When the stools consist of blood only, and the patient becomes delirious, abdomen swollen, or when stools have a putrid odor. Putrid, very offensive stools, and great dryness of the tongue. *Prolapsus recti.*

Magnesia phos.—Crampy pains eased by bending double, by warmth, friction or pressure.

Calcarea sulph.—Stools purulent, sanious (mixed with blood), especially in cases that persist after *Kali mur.*

DYSMENORRHEA.

(See also *Menstruation, and Women, Diseases of.*)

Calcarea phos.—When during puberty the patient has not been careful, with consequent dysmenorrhœa. *Nymphomania.* Labor-like pains before and during catamenia, with violent backache, vertigo, sexual excitement and throbbing headache.

Ferrum phos.—Pain at the monthly periods with flushed face and quick pulse, with vomiting of undigested food, some-

times acid taste. To be taken also as a preventative before the periods if these symptoms are recurrent. Excessive congestion at the monthly period, blood bright red, vagina dry and sensitive.

Kali phos.—Great pain at the time of menses in pale, lachrymose, irritable, sensitive females.

Magnesia phos.—The chief remedy in ordinary cases of menstrual colic, painful menstruation or pain preceding the flow. Warmth is soothing; neuralgic cramping pains, worse by motion.

Natrum mur.—Menses scanty and dark, preceded by frontal headaches; often subject to fever blisters on lips, and during summer to urticarious eruptions. Sore burning in vagina and cutting, burning in womb. Great melancholy. Also, too profuse and too early with bursting headache, frequent shivering.

Natrum sulph.—With colic, menses acrid. Pinching in abdomen, early in morning. Violent epistaxis. Vulvitis. Trembling or twitching of the hands and languor of feet.

Silicea.—With great coldness. Icy coldness of the whole body from the commencement of the flow. Vagina sensitive.

CLINICAL CASES.

J. T. Kent reports a case of dysmenorrhœa of years' standing, cured by *Calcarea phos.* in two months.—*Homœopathic Physician*, 1884.

Dr. R. D. Biding (*N. Y. St. Trans.*) reports a case of dysmenorrhœa, of years' standing, characterized by pain and soreness in left hypochondrium going through to right scapula, worse lying on left side, with headache and diarrhœa. Patient feels best in cool, dry weather, every summer has urticarious eruptions. Dreams of robbers, has frequent cold sores on upper lip. *Natrum mur.*²⁰⁰ cured.

Dr. D. B. Whittier (in *Hahnemanian Monthly*, July, 1887) reports several cases of dysmenorrhœa cured with *Kali phos.* and *Magnesia phos.*

DYSPEPSIA.

See Gastric Disorders.

EAR, DISEASES OF.

Ferrum phos.—Inflammatory earache from cold with burning, throbbing pain. Congestive stage of otitis. Ear-

ache, with sharp, stitching pain. Noises in the ears, arising through blood pressure from relaxed conditions of the vessels not returning the blood properly. Inflammatory conditions, radiating pains, sensitiveness, especially in affections of the ear in anæmic subjects. A clinical symptom is: "noticeable pulsation in the ear, every impulse of the heart is felt here, beating in the ear and head, the pulse can be counted." (Houghton.) Chronic, non-suppurative catarrh of the middle ear, where the membrana tympanii is thickened and there is probably ankylosis of the small bones. (J. C. Morgan.)

The following are also indications for its use: "1. A marked tendency for the inflammatory process to be diffused instead of circumscribed. 2. Dark beefy redness of the parts. 3. Muco-purulent discharge and a tendency to hemorrhage. 4. The complete establishment of the discharge is not followed by the relief of the pain. 5. The paroxysmal character of the pain." (Wanstall, *American Institute Transactions*, 1886, p. 389.) Also, the absence of exudation, the radiating pains and sensitiveness, and the general anæmic and debilitated condition of the patient. Deafness from inflammatory action, or suppuration, when there is cutting pain, tension, throbbing or heat. Tinnitus aurium from excessive flow of blood to the part.

Kali mur.—Earache, with white or gray furred tongue and swelling of the glands, swelling of the throat. Eustachian tubes swell, cracking noises in the ear when swallowing. Deafness from swelling of the Eustachian tubes. It is also the principal remedy for deafness from swelling of the external ear. Deafness with swelling of the glands or cracking noises on blowing the nose, tongue white. Chronic dermatitis. Moist exfoliation of the epithelial layer of the tympanum. In ulcerations, where pus is whitish; granular conditions of inner meatus and on membrana tympani; excessive granulations. "One of the most effective remedies we have ever used for chronic catarrhal inflammation of the middle ear, especially the form designated 'proliferous.' Stuffy sensation, subjective sounds, deafness, naso-pharyngeal obstruction, granular pharyngitis, closed Eustachian tubes, retracted membrana tympani,

etc., walls of external meatus atrophied. Seems to affect more decidedly the right Eustachian tube. In chronic suppuration it reduces proliferation, checks granulation and hastens repair." (H. C. Houghton, *Clinical Otology*.)

Natrum mur.—Deafness from swelling of the tympanic cavity, with watery conditions. Roaring in ears, tongue covered with bubbles, saliva profuse, etc. Catarrh of tympanic cavity and Eustachian tube, purulent discharge from ears.

Kali phos.—Dulness of hearing with noises in the head. Deafness from want of nerve perception, noises in the head with weakness and confusion. Weakness, general exhaustion of the nerves or nervous system. "Ulceration of the membrana tympani, suppuration of the middle ear, pus being watery, dirty, brownish and very fetid. Ulceration angry, bleeding easily, showing little tendency to granulate or secrete laudable pus. It is especially valuable in old people. Atrophic conditions in old people, tissues dry up, become scaly, showing lack of vitality." (Houghton, *op. cit.*) If the humming and buzzing in ears is not removed by *Kali phos.*, though indicated, follow with *Magnesia phos.*

Calcarea sulph.—Discharge of matter from the ear, sometimes mixed with blood. Deafness with middle ear suppuration, swelling of gland, etc.

Calcarea phos.—Cold feeling of outer ears. The bones around the ear ache and hurt. Earache with rheumatic complaints, associated with swollen glands in scrofulous children.

Magnesia phos.—Deafness or dulness of hearing from diseases of the auditory nerve fibres. It supplements *Kali mur.* Proliferous disease of middle ear. (Dr. Rounds.) Otagia, purely nervous in character.

Kali sulph.—Earache with secretion of thick, yellow, or greenish fluid after inflammation. Sharp, cutting pain under the ears. Stitches, tensive and piercing pain below the mastoid process. Discharge of watery matter or yellow pus. Throat deafness with catarrh, causing swelling of Eustachian tubes and inner ear, with yellow, watery discharge and yellow coating on the tongue. Deafness worse in a heated room. Stinking otorrhœa. Polypoid excrescence closes meatus.

Silicea.—Dulness of hearing with swelling and catarrh of the Eustachian tubes and of the cavity of the tympanum. External ear inflamed, swelling of the external meatus. Mastoid disease (see clinical case below). Oversensitive to noise. Foul otorrhœa. Ears open at times with loud report. Suppurative otitis.

Natrum phos.—Ears sore, outer part covered with soft, thin, cream-like scabbing, deposit on tongue yellow. One ear red, hot, frequently itchy, accompanied by gastric derangement and acidity.

Natrum sulph.—Earache as if something was forcing its way out. Worse in damp weather.

Calcareæ fluor.—Mastoid disease when the periosteum is affected rather than the bone itself. (Houghton.) Calcareous deposits on the tympani. (H.)

CLINICAL CASES.

Boy with history of catarrhal disease of the ear of seven years' standing, suffers at times pain and has often tinnitus, at present suffering with a subacute attack of catarrhal inflammation of middle ear with slight pain. *Ferrum phos.* relieved this; the next time he was seen there still remained closure of the Eustachian tube; the mucous membrane of the pharynx was pale. *Kali mur.* entirely removed this and normal hearing returned.

A boy, æt. 15, had had ear trouble of twelve years' standing and suffered from suppuration of the middle ear, resulting from scarlet fever. At present both ears are inflamed; no pain but has subjective noises, hearing greatly diminished, pus fills the meatus, Eustachian tube is dilatable, right membrana tympani is granular and left perforated, pharynx thick. *Calcareæ sulph.* commenced at once and continued to improve; the granular appearance of the right membrana tympani disappeared and the improvement was phenomenal.

Chronic suppurative inflammation of the middle ear from scarlet fever, both ears suppurating, both canals filled with pus of a dark color and fetid in character. *Kali phos.* entirely cured. (Houghton, *Clinical Otology.*)

Prof. Houghton in his excellent treatise on *Clinical Otology* presents many remarkable cases illustrative of the action of these remedies. The above cases were selected as those in which no other remedies or means were employed. Numerous cases of the benefiting action of *Ferrum phos.*, *Kali mur.* and *Calcareæ sulph.* in aural practice can be found in this work.

Acute inflammation of the middle ear commenced by a full feeling in the ear and dull hearing. Pain occurred on performing Valsalva's procedure; this condition, which grew rapidly worse, continued for forty-eight hours, when the physician was called and found the following conditions: The pain was paroxysmal, there was a sensation of a plug in the ear, membrana tympani injected and bulged,

but no evidence of exudation in the tympanic cavity. Posterior wall of meatus auditorius bright red in color, ear very sensitive to manipulation. *Ferrum phos.*, 6x, every hour. Improvement immediate. Remedy discontinued in 48 hours.

A weak, cachectic woman suffered for three or four days from earache and pain in the right side of the head. The ear has been discharging for three days but no mitigation of the pain, which is very severe and radiating from the ear, membrana tympani beefy red, swollen and perforated, discharge profuse and muco-purulent, meatus red, swollen and inflamed. *Ferrum phos.*, 2x, in water every hour. In three days was better in every way, discharge and pain less; a week later all inflammatory symptoms had disappeared.

Dr. Wanstall reports three other cases cured by the use of *Ferrum phos.*, from the 2x to the 12x trituration, with results the most gratifying, controlling the high fever, delirium and pain accompanying the acute middle ear inflammation.—(Alfred Wanstall, M.D., *Transactions American Institute of Homœopathy*, 1886, p. 389).

Case of young girl, light complexion, scrofulous, with brown, offensive secretion from the right ear. Polypoid growth or excrescence closes the meatus near the opening. For eight weeks she has been entirely deaf in this ear, the deafness having gradually increased for four months. *Kali sulph.*¹² given. In two weeks the offensiveness had entirely disappeared. On examination find polypus shrivelled to a small, hard black mass. The hearing has entirely returned with a slight, whizzing noise. Every third day two doses were taken. This case was entirely cured. (W. P. Wesselhæft, M.D., from Hg.)

Dr. Goullon reports a case of an old gentleman who suffered greatly with a buzzing in ears, which was made much worse in the noisy street. The patient had repeated attacks of inflammatory rheumatism and the tinnitus was probably of rheumatic origin. Mentally much depressed. Difficult hearing. After a few days' use of *Kali phos.*⁶ all symptoms, including the mental condition and difficult hearing, permanently disappeared.—*Pop. Hom. Zeitung*.

A gentleman wrote me the symptoms of otitis of a little child, æt. 4 months, who had a discharge from one ear of an ichorous, thin, offensive character, producing an eruption wherever the pus came in contact with the integument. I at once sent *Kali phos.*, 6x, ordering it given every six hours. In three months the running had all ceased and the hearing was perfect. I frequently use the *Silicea* in alternation with the *Kali phos.*, when the connective tissue is involved. (A. P. Davis, M.D.)

Another case of "otitis catarrhalis internus" came into my office to see me after spending over \$600 with the "regulars." This case was the most remarkable case I ever witnessed or treated. The man was a tall, slim, sanguine, nervous specimen of the genus *homo*, rude, illiterate, backwoods, gawky looking, seedy, cross between the orangoutang monkey and Chinaman, but possessed of sensation, motion and reflection, proving to my mind that he was a man for "a' that" and "a' that." Well, I went through the examination sufficiently scrutinizingly to ascertain the exact pathological condition of the trouble I had to meet. There was an enormous protuberance involving the whole mastoid region, the skin red and glistening, soft, pappy, showing signs of an induration and broken down connective tissue, and the whole mass filled with pus, and emitted an odor that was

as sickening as carion. I at once plunged a knife into the mastoid process, out of which run about a half a pint of blood and pus. After cleansing the tumor with eucalyptus I bound up the wound, leaving in it a drainage tube. I treated the wound every day, putting him under the influence of *Silicea*, a dose every two hours. Under the treatment I had the satisfaction of seeing him improve from day to day, and in four weeks the whole trouble ceased. He had no relapse, but the cure advanced steadily until he was well. This case was pronounced hopeless by several allopaths. (A. P. Davis, M.D.)

Wm. McKee, æt. 27, suffers from deafness, due to chronic non-suppurative catarrh of the middle ear. While a lad, and on to manhood, went out a great deal at nights to dances and parties, where he would dance and romp until in a great heat and profuse sweat, when he would go out of doors and remove his coat. In this way he would contract a cold, and one cold after another, until he found himself a sufferer from chronic catarrh of nose and throat, the discharge being continual and very annoying. At this time (about six years ago) he noticed a noise commencing in his ears, and it gradually increased until he became aware of the fact that his hearing was damaged. He then commenced treatment, and not getting immediate relief from his first doctor he changed, and soon changed again, in this way going to several doctors, a few of them old school specialists, and then gave up discouraged, and let the disease run its course unhindered. When he came to me (last March) he said he had been unable to hear anything but confused noises, even when the loudest tones were used to accost him, for five years. He is medium height, rather slender, with inclination to red hair; has blue eyes, a fair complexion, and has a slightly anemic appearance. He describes the noise in his ears as dull and rumbling, if he pays no particular heed to it; but if he concentrates his thoughts on it, he can imagine that it resembles almost any kind of a noise. One thing I wish to mention which was quite prominent, and quickly disappeared under the remedy, viz., he would be awakened in the night by a loud bombing noise and afterward be unable to sleep "for the racket in his ears." There were a number of nervous symptoms in the case, that led me to show him to Dr. Bartlett. 1. Slight melancholia, would go off alone and brood over his troubles for hours. 2. He would stagger while he walked. I found his tendo patella reflex much decreased, and on standing with his eyes closed he would fall over in my arms, couldn't manage at best to take three steps forward with eyes closed without falling. I have kept him pretty steadily on *Ferrum phos.* and the improvement is remarkable. He can hear every word of the longest sentence, by slightly raising the voice when accosting him at several feet away. The noises are greatly lessened, he sleeps well, and the nervous symptoms are fast disappearing. I have continually inflated the middle ear by Politzer method, once a week. (Dr. F. W. Messerve.)

MASTOID PERIOSTITIS.—*Silicea*. Dr. A. T. Sherman, of Minnesota, reports a case of a man who had suffered for six days with pain in mastoid region. On examination, found the membrana tympani highly injected, tuning fork heard indifferently on either side when pressed against parietal bones; hearing impaired on affected side. Temperature 102. Very weak, nervous, complete muscular paralysis of right side of face. The condition of the sense of hearing precluded brain disease. There was no difficulty in swallowing, or other evidence of paralysis of the muscles

of the fauces, which placed the trouble beyond the origin of the petrosal nerve. There was no disturbance of taste or of the salivary glands, which placed the trouble beyond the origin of the chorda tympani. He diagnosed mastoid periostitis with pressure on the seventh nerve immediately on its exit from the duct of Fallopius. On protruding his tongue it was drawn somewhat toward the affected side. While contemplating incision, patient mentioned that on the previous morning he had found relief and some sleep by *placing the head in a warm poultice of Indian meal*. Gave *Silicea*,²⁰⁰ a dose every three hours. In 48 hours all pain had ceased and temperature normal. *Relief from moist warmth* was the guiding symptom to the remedy.

MENIERE'S DISEASE.—Dr. Fellows reports in the "Clinique" two cases of this disease greatly and speedily relieved by *Silicea*, 3x and 6x, given several times daily.

ECZEMA.

See Skin, Diseases of.

ENCHONDROMA.

See Bones, Diseases of.

ENDOCARDITIS.

See Heart Affections.

ENURESIS.

See Urinary Affections.

EPISTAXIS.

See Hemorrhages.

EPILEPSY.

Kali mur.—The specific or chief remedy in this disease, especially when it occurs with or after suppression of eruptions.

Kali phos.—Epilepsy or epileptic fits with sunken countenance, coldness and palpitation after the fit.

Magnesia phos.—Epileptic fits, sometimes the result of vicious habits, which must be restrained.

Ferrum phos.—Epileptic fits with rush of blood to the head.

Silicea.—Nocturnal epilepsy, especially about the time of the new moon; feeling of coldness before the attack, spasms spread from the solar plexus upwards. Exalted susceptibility to nervous stimuli, with exhausted condition of the nerves.

CLINICAL CASES.

Mrs. —, widow, æt. 30, ever since death of husband, six years ago, epileptic attacks at night while sleeping; groans, bites her tongue, bloody foaming, bowels very constipated, no uterine trouble. *Silicea*²⁰⁰ greatly lessened the frequency of the attacks. (Hoyne.)

A lady, æt. 32, married, one child six years old, has had spasms since the birth of the child, every few days, and very severe during the menses, twenty-four hours at a time, and from a few moments to an hour apart. These continuing three to six days, then every two to four days, in the interim of menses. The woman was short build, heavy set, short neck, round full abdomen, red flushed face, sanguineo-bilious temperament and of rather mild disposition. Headache all the time in temples and back of head, as well as constant heat on top of head; also severe pain in the lumbar region and across sacrum, numb feeling in lower limbs and cold, clammy perspiration over the whole body. Physicians had pronounced her case "epilepsy," caused by uterine trouble. Without regard to diagnosis, or former treatment by allopathic medication, I at once gave her *Culcarea phos.* and *Kali phos.*, three doses each per day, and during menses *Magnesia phos.* every two hours during the first two days of the menses. In two months from the first time I saw her, she was apparently well in every way and became pregnant again, and by the use of the *Culcarea phos.* had no further trouble. (A. P. Davis, M.D.)

ERYSIPELAS.

Ferrum phos.—Rose and erysipelatous inflammations of the skin, for the fever and pain and severe symptoms of inflammation.

Kali mur.—Vesicular (blistering) erysipelas; the chief remedy. Erysipelas bullosum.

Kali sulph.—Blistering variety to facilitate the falling off of scabs.

Natrum phos.—"Rose" erysipelas, smooth, red, shiny, tingling or painful swelling of the skin.

Natrum sulph.—For the smooth form with or without vomiting of bile.

CLINICAL CASES.

Mrs. Forbes, a widow, was lying very ill with erysipelas; high fever and quite prostrate. The members of her family thought her dying, as she had become de-

lirious. Her head and face so swollen that her eyes were literally closed, suffering intense pain. *Natrum sulph.* and *Ferrum phos.*, alternately, a dose every hour and oftener was given. After the second dose of the former she ejected a great quantity of bile. The severe symptoms subsided; this was on Saturday night. The medicine was continued, *Ferrum phos.* now only intercurrently, as the pulse had become less frequent. To the astonishment of all her friends, on Wednesday morning she was so well that she went out to her work as usual.

Statistics show a death rate of 2,000 per annum from this disease. In a similar case of erysipelas in a lady, *æt.* 87, these two remedies and a few doses of *Kali phos.* cured her, when the usual treatment, painting with iodine, brandy, etc., had no effect in arresting the disease. (From Schüssler, M. D. W.)

EXOPHTHALMIC GOITRE.

Natrum mur.—Palpitation, heart's pulsations shake the body; short breathed on least exertion.

CLINICAL CASES.

In two cases, ladies with swelling on each side of the neck; voice changed, eccentric dilatation of the heart, with systolic bellows sound. Cured by *Natrum mur.*²⁴ in a few months. (Dr. Hofrichter.)

EYE, DISEASES OF.

Ferrum phos.—Inflammation of any part of the eyes without secretion of mucus or pus. Pain in the eyeball, made worse by moving the eyes. Burning sensation in the eyes. They appear inflamed and red. Abscess on the cornea, in the first or inflammatory stage also intercurrently. Retinitis. Great redness with severe pain, without mucus or matter. "Conjunctiva congested, and with a sensation as though grains of sand were under the eye-lids, vision dim, letters blur while reading, even though the refraction be normal, or if any error exists, and is corrected by lenses, or where there is no insufficiency of the internal recti muscles, so far as can be determined. Photophobia worse from artificial lights." (H. F. Ivins, M.D.)

Kali mur.—Affections of the eye with discharge of white mucus or yellow-greenish matter (also *Kali sulph.*). Feeling of sand in the eyes. Yellow purulent scabs on the lids, specks

of matter. Blisters on cornea. Superficial flat ulcer arising from a vesicle. Retinitis. Parenchymatous keratitis.

In the *North American Journal of Homœopathy*, Sept., 1885, p. 14, Dr. Geo. S. Norton writes of the use of this remedy in ulceration of the cornea. He has found it useful in ulcers of a clearly asthenic type, inflammations of a low degree, tedious cases, redness of the conjunctiva is not excessive. Photophobia, pain and lachrymation are very moderate or absent entirely. Any part of the cornea may be the seat of the ulcer but it is liable to begin at the periphery and spread to the centre. The base of the ulcer is dirty white or yellow, often vascular, and surrounding inflammation is very marked, discharge moderate and of a white mucus; sometimes there is purulent infiltration extending between the layers of the cornea (onyx) or into the anterior chamber (hypopyon), but even then it is asthenic. Sometimes the disease appears more like an abscess breaking down later into an ulcer. The tongue will usually have a thin, white coating. (See clinical cases.) *Cataract after Calc. fluor.*

Kali phos.—Eyesight weak from an exhausted condition of the system, after diphtheria. Excited staring appearance of the eyes, a symptom of nervous disturbances during the course of a disease; drooping of the eyelids, strabismus not spasmodic, squinting after diphtheria.

Kali sulph.—Eyelids covered with yellow crusts, discharge from eyes yellow or greenish matter, yellow purulent slime or yellow watery secretions. Cataract, dimness of crystalline lens (*Natr. mur.*). Ophthalmia neonatorum.

Magnesia phos.—Drooping of the eyelid, affections of the eyes with sensitiveness to light or contracted pupils, vision affected, sees sparks, colors before the eyes, twitching of eyelids, spasmodic squinting, dulness of vision from weakness of optic nerve, strabismus. Diplopia, supraorbital neuralgia relieved by warmth.

Natrum mur.—Asthenopia, muscular, the most important remedy. Blister on cornea, discharge of clear mucus from eyes or flow of tears with obstruction of tear ducts, neuralgic pains periodically returning with flow of tears. Eyes water, secre-

tion causes scalding of skin or eruption of small vesicles, granulated eyelids without secretion of tears. White spots on the cornea. The eye may also be syringed with a solution of this remedy externally, daily. The molecules of the salt which remain on the spot cause by their hygroscopic nature a gradual moistening and absorption of the spot. Ciliary neuralgia.

Natrum phos.—Discharge of golden yellow, creamy matter. Conjunctivitis with discharge of yellow creamy matter. Lids glued together in the morning; note conditions of the tongue, palate, presence of acid risings, etc. Burning lachrymation, eyes bloodshot. Scrofulous ophthalmia, squinting caused by intestinal irritation, worms, etc.

Natrum sulph.—Pain over eyes. Granular conjunctivitis. Photophobia in scrofulous ophthalmia. Yellowness of the conjunctivæ. Large blister like granulations with burning lachrymation, burning of edges of lids.

Silicea.—Stye on the eyelids, also use it as a lotion to remove and hasten the discharge painlessly. If much inflammation, *Ferrum phos.* Deep seated abscess of cornea. Hypopyon. Photophobia, sudden paroxysms of nyctalopia. Amblyopia and cataract after checked foot sweat. Boils and cystic tumors around lids. Opaque cornea. Ciliary neuralgia over right eye.

Calcarea phos.—Spasmodic affections of the eyelids, if *Magnesia phos.* fails. Parenchymatous keratitis in scrofulous diathesis. Useful in checking cataract. (Allen & Norton.) Dry inflammation of the eyes during dentition. Photophobia. Corneal opacity. No use where the palpebral conjunctiva is much involved.

Calcarea sulph. Deep ulcers on cornea, ophthalmia, pus thick and yellow. Inflammation of the eyes with discharge of thick, yellow matter. Deep seated abscess of the cornea (also *Silicea*). Hypopyon, to absorb the effusion of pus in the eye, (after *Silicea*). Retinitis. Sensation of foreign body, has to tie eye up, after injuries. Pus in anterior chamber Phlyctenular keratitis and conjunctivitis, cervical glands enlarged.

Calcareæ fluor.—Flickering and sparks before the eyes, spots on the cornea conjunctivitis, cataract.

CLINICAL CASES.

Parenchymatous keratitis, inflammation of right cornea extending over the whole of its surface, of three months duration, patient could only count fingers, some pain, slight photophobia and redness, pupil dilates slowly under atropine, but quickly contracts again. *Aurum mur.*, *Cinnabar*, with instillations of *atropine* did no good. *Kali mur.*, 6x, cured. Case of chorio-retinitis cured by *Kali mur.*—Allen & Norton, *Ophthalmic Therapeutics*, p. 106.

A patient writing to Dr. Goullon says; "I have been making lately many experiments with Schüssler's remedies and have just cured a case of scrofulous inflammation of the eyes, with papules on the lids, little blisters on the epidermis, etc., with *Kali mur.*, in fourteen days. The result quite surprised me."—*Pop. Zeit.*, April 1st, 1887, p. 56.

In the *Homœopatische Monatsblätter* for 1882, p. 95, is a report of thirteen cases of cataract cured, eleven of which with *Calcareæ fluor.* Improvement showed itself within eight days. The other two cases required *Kali mur.* after *Calcareæ fluor.*

The following cases from *N. A. J. H.*, September, 1885, p. 15, reported by George S. Norton, M.D., show the beautiful action of *Kali mur.* in ulceration of the cornea:

Case of ulcer of the cornea large in size, steadily increasing in extent, vascular base, moderate redness, no pain, slight photophobia, profuse lachrymation, nose sore, corners ulcerated. *Kali mur.*⁶ Improvement set in at once, and ulcer commenced to heal; within five days the vascularity disappeared, and in ten days the eye was perfectly well.

Case of ulcer of the cornea with elevated edges and vascular base, resulting from phlyctenular keratitis; in spite of all treatment it had steadily increased; cornea hazy around ulcer. *Kali mur.*⁶ The ulcer began at once to heal and in two weeks all inflammatory symptoms had disappeared.

Ulcer of the cornea from the same cause as the above, also a rapidly increasing purulent infiltration between the corneal layers. Photophobia well marked; moderate redness and no pain. Several remedies were administered with no benefit. *Kali mur.*³ was prescribed and a rapid cure followed.

Child with ulcer near centre of cornea which was deep; infiltration considerable. Pus in the anterior chamber; moderately red, no pain; atropine instillation. Hypopyon disappeared and in twenty-four hours a rapid recovery followed under *Kali mur.*³

Child, æt. 8, with opacity of both corneæ, with fresh ulceration and some infiltration, no redness. The ulceration healed and the infiltration speedily cleared up under *Kali mur.*⁶

An ulcer at outer edge of cornea slightly excavated, with vessels running to it, improved under this remedy rapidly.

It may be that *Kali mur.* will be found useful in cases of clear ulceration and absence of infiltration. It is worth a trial.

A girl had, on the lower edge of the left cornea, a little blister, from which a bundle of small veins ran. Feeling of sand in the eye. Edges of eyelids are scabby. *Kali mur.*¹², internally and externally, every six hours for three days, cured the cornea in ten days, and in three weeks the scurfiness of the eyelids, which she had for two years, had nearly disappeared. (W. P. Wesselhöft, M.D., from Hg.)

In gray cataract I give first *Calcarea fluor.*, unless it be that *Kali mur.* is particularly indicated. (Dr. F., *A. H. Z.*, 1882, Letter to Schüssler.)

Dr. Kock writes: An old woman came to me, æt. 72. She had worn a green shade over her eyes, to my recollection, since my younger days, when as a student I spent my holidays at Simbach with my grandparents. This person complained of a constant burning sensation in her eyes, causing a continued flow of smarting tears. This commenced at eight o'clock in the morning and lasted till sunset. During the night it was better. She had much thirst, but little appetite. Externally the conjunctiva palpebrarum was in a chronic state of inflammation. On either side of the nose there was excoriation and eczema of the skin, caused by the flow of acrid tears. The punctæ lachrymosa were dilated; but the tear ducts were unobstructed. I hesitated whether I should give *Natrum mur.* or *Arsenic*; but Dr. Schüssler's special mention of *Natrum mur.* in regard to these excessive lachrymal secretions determined my choice, and I gave *Natrum mur.* in water; one teaspoonful three times a day. In three weeks the symptoms all greatly subsided, and shortly after entirely disappeared. (From Schüssler.)

I have hitherto only given *Natrum phos.* in scrofulous subjects, and only then when my old remedies, *Calcarea carb.*, etc., failed. One case was particularly striking on account of its being cured so rapidly. In May last a little girl, æt. 8, was brought to me who suffered from severe conjunctivitis, with great dread of light. She had been treated for some time by an ordinary practitioner, but without effect. I ascertained that her eye affection dated from the time she had had measles, some years previous. *Calcarea carb.* and other medicines proved ineffectual. The enlargements of the glands of the neck, and the creamy secretion of the eyelids, led me to try *Natrum phos.*, of which I administered a dose three times daily. A week later on, the child was brought to me, her eyes bright and perfectly cured. (From Schüssler.)

Dr. Kock informed us that a farm servant came to him, and said he could not see. Some time before this, a piece of wood had struck him in the eye. He had been treated for it; had had purgatives, leeches and cold water applications, and now his sight was quite gone. The particulars of the case were these: The bulbus was infiltrated with vascular engorgement. The conjunctiva was swollen, and the eyelid also in an irritated and inflamed condition. The cornea was dim, with a smoky appearance of the anterior chamber (*i. e.*, between the cornea and iris), and some matter could be seen floating quite distinctly. I found no foreign body. The subjective results were severe burning pain in the eye, as if from a foreign body, and a continuous flow of tears. The man had to keep his eye tied up. His appetite was good, and pulse normal. As to the therapeutic treatment, I had evidently to deal with two different affections—hypopyon (matter in the eye), and conjunctivitis. First of all I gave *Ferrum phos.*, a dose every two hours, and in a week the burning pain and watering of the eye were less. One week after this the man complained that his sight had not improved. Now I had the task of

absorption of the matter before me, as well as the clearing of the cornea. To meet the first condition I gave *Hepar sulph.*, but after a fortnight I could recognize no special progress. I felt rather in a fix with the case, as absorption would not take place. Remembering an expression of Dr. Quagley, that he considered Schüssler's *Calcareo sulph.* a still more powerful medicine, I gave some *Calcareo sulph.* to be taken in water in three doses. Scarcely a week after, the man came to me greatly delighted, saying that he could see gleams of light in the right eye. Positively, I found the cornea less cloudy, and could observe that some of the matter had been absorbed. I now gave him only a dose night and morning. In three weeks absorption was complete, and dimness of the cornea quite removed, and his sight restored. Besides all this, all the inflammation of the conjunctiva was also cured. (From Schüssler.)

A woman, *æt.* 56, from Simbach, who always wore blue spectacles, came to see me, as she had become blind in the right eye. The cause and consequent suffering were as follows: Three years ago, one noon-day in the winter, she was walking from Arnstorf to Simbach. The whole of the meadows were covered with snow, on which the sun was shining brightly, causing a strong refraction. Suddenly she felt a severe pain in the right eye, and immediately discovered that she had lost the sight of it. She took some snow and held it over her eye, which she thought did her some good. On reaching home she sent for the doctor, who put a leech to the right temple and gave her a strong purgative. She had to keep her bed for three weeks. The pain subsided, but her sight did not return. Some time after, she traveled all the way to Passau, to consult Dr. E., the oculist. He gave her a laxative and some ointment to be rubbed all around the eye (*Ungt. hgdryg.*). As the ointment affected the gum and loosened the teeth, she stopped using it, her sight being no better. Later on when she heard that Prof. Rothmund had operated on the pastor of Landau for cataract, and she went to see him. "If this medicine won't help you, you will remain blind for life," were the Professor's words. His prescription was Potassium iodide. After having had the prescription made up three times, and using it steadily, she felt no improvement, and was quite inconsolable. With her right eye she saw nothing, all seemed smoke and mist; and the other eye was becoming weaker and weaker from month to month. External examination showed the conjunctiva intact, as also the cornea, iris, etc. All pointed to internal disease of the inner medium of the eye. I could see but little of the retina, as there was a kind of mist over it, which seemed to spread from the vitreous humor over the background of the eye. I introduced the rays of light in different directions, and by this means I was better able to obtain sight of the retina. It appeared dim and misty, the veins were clearly seen forming a dark network. In some places there were indistinctly defined spots, some larger than others, appearing to me like the residue of extravasated blood. The arteries were scarcely visible, and seemed to me pale and more contracted than in the normal condition. The necessary therapeutic treatment clearly indicated to me was to produce absorption of the exuded substance, this being the cause of the dulness of sight. According to Professor Rothmund's opinion, inflammation of the retina always arises in the connective tissue, and as this exuded substance appears of a coagulating nature, which no doubt is fibrinous, and, as is well known, can be hypertrophied, and is capable of fatty degeneration, I found that of the remedies I could think of, the most suitable seemed to be *Kali mur.* I now

gave the woman eight powders, each containing two centigrams; the powder to be dissolved in half a wineglassful of water, a tablespoonful to be taken night and morning. A fortnight after, the patient came back, saying, "I don't think I am any worse; please to give me some more of these powders." She received a dozen, with the same directions. One morning she called quite early, and told me in great glee that on rising that morning she could see the window-sash quite distinctly. I tested her sight from different distances, and found that she had really improved. "I can see pretty well through the mist," she said. *Kali mur.* was continued in small doses, and in four months her sight was restored. (From Schüssler.)

Girl, *æt.* 16, recurring 'keratitis. Left eye much inflamed, photophobia, slight haziness of the cornea, and traversed with red vessels; zonular redness. *Calcarea phos.*, 3x, completely restored the patient. I have never found it of any use where the palpebral conjunctiva was much engaged. (R. T. Cooper.)

Bookkeeper, *æt.* 28. Overstrained eyes. "Feel like chilblains," must wipe them often and pull at the lashes. Is emmetropic, though can read No. 15 at fifteen feet with difficulty from blurring of the letters, not improved by glasses. A candle held twelve inches seems double, and the left image is seen with the right eye, hence he has asthenopia from paresis of the internal recti muscles. *Natrum mur.*²⁰⁰ cured. (T. F. Allen.)

FELON.

See Abscess.

FEVERS, SIMPLE.

(See also Special Fevers.)

Ferrum phos.—Catarrhal fevers with quickened pulse. Feverishness in all stages, all inflammatory fevers, rheumatic, etc., the chief remedy. "I have seen the most beneficial results from its use in the prevention of traumatic fever." (W. M. Pratt, M.D., *North American Journal Homœopathy*, May, 1883.) Synochal fevers.

Kali mur.—With constipation and a thick, white fur on the tongue.

Kali sulph.—When the blood heat rises in the evening, it assists in producing perspiration, and warm coverings should frequently be applied, and this remedy given very frequently. Also fevers from blood poisoning.

Natrum mur.—Hay fever with watery discharge from the eyes and nose.

Kali phos.—Nervous fevers, high temperature, quick and irregular pulse, nervous excitement or great weakness and depression.

CLINICAL CASES.

M. L., a gentleman, æt. 38, took a chill while in a state of perspiration. He suffered in consequence from tearing pains in the limbs, noises in the ears, with dulness of hearing and frontal headache. These pains were accompanied by fever, and although he had night sweats, they brought no relief. The appetite was poor and the tongue covered with a white coating. I gave a small quantity of *Kali mur.* in water every two hours. A rapid general movement set in, but pain and numbness in the feet were still present. Also the habitual perspiration of the feet was still absent. At this stage the patient received *Silicea*, two doses daily for a week. Perspiration of feet was re-established, and on the reappearance of this, the rest of the ailments left him and health was quite restored. (From Schüssler).

FLATULENCE.

See Gastric Disorders.

FLOODING.

See Hemorrhages.

GALL STONES.

Calcarea phos.—To prevent the reformation of new stones.

Magnesia phos.—Spasms from gall stones.

GASTRIC DERANGEMENTS.

(Compare Vomiting.)

Ferrum phos.—In the chilly stage of gastric fever. Acute gastritis with much pain, swelling, tenderness at the pit of the stomach, especially if vomiting of food occurs. Dyspepsia with flushed, hot face, epigastrium tender to the touch. Indigestion with beating or throbbing pain. Pain, heat, redness, or flushing of the face, or vomiting of undigested food, the tongue being clean. Indigestion from relaxed condition of the muscular walls of the stomach blood vessels, with burning tenderness, flushed face and pain after taking food. Flatu-

lence, bringing back the taste of food partaken of. Stomach-ache from cold in children, if pressure aggravates the pain. Stomach-ache from chill with loose evacuations, caused by insufficient absorption of moisture from a relaxed condition of the villi. "Loss of appetite, disgust for milk, after eating nausea and vomiting of food; the vomited matters are very sour; cannot take acids, herrings, meat or coffee and cakes. Sometimes vomits mornings before breakfast; headache, hammering in the forehead and temples so that she fears apoplexy. Copious menstruation every week with aching in the abdomen and sacrum. Sleep restless, awful dreams. Does not feel rested in the morning. Cannot bear tight clothing." (Mossa, *Allg. Hom. Zeitung*, July, 1882.)

Kali mur.—Gastric or bilious derangement with gray or white coated tongue. Dyspepsia, pain or heavy feeling in the right side under the shoulder, especially if fatty food disagrees or eyes look large and projecting. Flatulence with sluggishness of the liver and gray or white coated tongue. Gastritis, if caused from taking too hot drinks, give this remedy at once. Second stage of gastritis. Indigestion with white tongue, caused by taking rich or fatty food. Sick feeling after taking fat; vomiting of opaque mucus. Stomach-ache with constipation.

Kali phos.—Excessive hungry feeling soon after taking food, a nervous disturbance, depression or weakness, "gone feeling." Flatulence with distress about the heart or simply on left side of stomach, weary pain in left side, weakness of heart. Gastritis if it comes too late under treatment, with asthenic conditions. Indigestion with great nervous depression. Stomach-ache from fright or excitement.

Kali sulph.—Chronic catarrh of the stomach, where there is a yellow coated tongue. Indigestion with characteristic tongue. Dyspepsia with sensation of pressure as of a load and fulness at the pit of the stomach with yellow coated tongue. Indigestion with pain, water gathers in the mouth (after *Natrum mur.* and *Kali mur.*), pain in the stomach just above the angle of the crest of the ilium in a line towards the umbilicus, deep within, beside the right hip. Colicky pains in stomach when *Magnesia phos.* does not give relief.

Magnesia phos.—Pains at the pit of the stomach, nipping, griping, with short belching of wind giving no relief, tongue clean. Cramp in the stomach as if a band were tightly laced or drawn around the body. Flatulence with pain, belching gives no relief. Indigestion with spasmodic crampy pain, clean tongue. Painful constriction of the muscles of the coat of the stomach, together with hot applications. Convulsive hiccough. Marked disposition to regurgitation immediately after eating.

Natrum mur.—Indigestion and pain with water gathering in the mouth, with vomiting of clear, frothy water, or stringy saliva. Stomach-ache with much saliva gathering in the mouth; waterbrash, watery fluid coming up in the throat, not acid, often accompanied with constipation.

Natrum phos.—Acidity, sour risings, excess of lactic acid. Loss of appetite, indigestion felt slightly. On rising in the morning, the tongue has a thin, moist coating, a creamy deposit at the back, or as if raw or yellow sugar had been partaken of. Flatulence with sour risings. Gastric derangements with symptoms of acidity. Gastric ulceration, pain and indigestion, sour taste in the mouth. Indigestion and severe pain after food, or coming on two hours after, with acid sour risings. Stomach-ache when worms are present, accompanied by acid risings. Ulceration of the stomach, pain in one spot after food and sometimes sour risings, loss of appetite, face red and blotched, yet not feverish. Heartburn and acidity, vomiting of dark fluid like coffee grounds. Waterbrash.

Natrum sulph.—Biliousness, excess of bile, bitter taste in the mouth, vomiting of bitter fluid, greenish-brown or greenish-gray tongue, or greenish diarrhœa, dark bilious stools, headache, giddiness and lassitude. Gastric derangements with bitter taste in the morning.

Calcarea phos.—A course of this remedy is useful in gastric fever as an intercurrent. Pain after eating even the smallest quantity of food. Heartburn, soreness of stomach on pressure, great craving for bacon, ham, salted and smoked meats.

CLINICAL CASES.

Sudden attacks of deathly sickness at the stomach, coming on at no particular time, even in sleep and lasting one-half or one hour, appetite poor. *Ferrum phos.* cured and appetite became ravenous. (Raue, *Rec. Hom. Lit.*, 1875, p. 5.)

An officer suffered for a long time from pains in the abdomen, together with pressure and fulness in the stomach and constipation. The tongue was coated with a yellow slime. He had been treated for three weeks by an allopath without any result whatever. The bowels were so constipated that he could only have a passage by taking a strong purgative. *Kali sulph.*, 6x, three powders in water, dose every two hours. The result was surprising, the next morning the patient had a natural stool, and the abdominal distress was nearly all gone. In two weeks he was entirely cured, having taken only two powders.—*Pop. Zeit.*, Leipsic, Dec., 1885.

A young man with chronic dyspepsia. After trying several remedies without effect, I discovered in the mouth a thin, yellow, creamy coating on the soft palate. This induced me to give the patient *Natrum phos.*, which cured him in a short space of time. (C. Hg.)

The following is a resumé from a case in *A. H. Z.*, '82, p. 51: Woman suffered for five years from dyspepsia. After eating, nausea, vomiting of food; the vomit is so sour that it sets teeth on edge; cannot bear sour things. Vomiting appears in the morning and after eating accompanied by cephalalgia. Hammering in the forehead and temples so violent that she fears apoplexy. Menstruates every three weeks with profuse flow. Troubled sleep, disturbed by anxious dreams. Feels tired in the morning and feels so tight in her clothes that she must loosen them. *Ferrum phos.*⁶ three times a day, a dose before meals, cured the case. Many symptoms pointed to *Natrum phos.*, but the totality of the symptoms favored *Ferrum phos.*

Notes from letter to Schüssler by a doctor in Paderborn. *A. H. Z.*, 1882, p. 102. I recently had a case, exactly like the preceding, healed in ten days by *Ferrum phos.*¹⁰, after I had treated him five weeks in vain with *Natrum phos.*

A young man complained of an unnatural appetite. He had to eat almost every hour, feeling such an intense craving for food, yet he felt exhausted and languid. There were no secondary symptoms present. The tongue was clean, the urine was not increased, evacuations normal. *Kali phos.* cured the patient in the course of two days. (From Schüssler).

A landed proprietor, æt. 44, wrote to me a few weeks ago—"The medicine I have taken very steadily, and for a long time attended strictly to my diet. In spite of this my trouble is no better; I may almost say it has become worse."

The conditions were these:—

1. I feel almost constantly a taste as of bile.
2. My tongue is covered with a curdy, bitter coating.
3. During the day, especially after food, I suffer from eructations of gases, which have either a bitter taste or are tasteless.
4. My complexion is rather yellow.
5. The appetite very slight; no thirst, My favorite beverage, beer, is distasteful to me.

6. I incline to shiver, and am somewhat faint.
7. My head is but little involved, but feel a constant pressure over one eye.
8. Stools are normal, but scanty, on account of spare diet.

The whole condition discloses that I have bile in the stomach. Thus far the patient's own report. To this I may add that the patient in question had already taken by my orders *Nux vom.* and *Pulsat.* He had used the waters of Marienbad the previous summer on the recommendation of another medical man.

I sent him now *Natrum sulph.*, with the request to take daily three doses of this powder. The gentleman came six or seven days later to my consulting rooms to thank me for the valuable medicine. The powder, he said, had really worked wonders. All my ailments have disappeared as if by magic, and I feel at last perfectly well. (From Schüssler).

Dr. Mossa, Bamberg, reports:—Towards the end of last year I received a letter with the following details and asking me to forward some medicine:—“My boy, a child, æt. 7, hitherto healthy and strong, has been suffering from pains in the stomach for some weeks. Latterly he has vomited all his food, sometimes immediately after taking it, and at other times not till during the night. The child has now become very emaciated. Last week he was frequently feverish. This has, however, not returned since taking the medicine our doctor here has given him. The boy complains of much exhaustion.” To form a scientific diagnosis of the case on such information was clearly impossible. But, as it was not convenient for me personally to examine the case, I had to do my best with the details furnished. The nature of the abdominal pains pointed to swelling and enlargement of the organs of the viscera—liver, spleen, etc.; also the feverish attacks, probably subdued by quinine, and the vomiting of food all coincided with my surmises. As to the selection of the medicine, I hesitated considerably, and then decided to give *Ferrum phos.*, twelve powders, one night and morning. The report some time after was very favorable. The fever had not returned; the vomiting of food and pains in the stomach had quite ceased soon after taking the medicine. The little fellow was so much stronger that he attended school again. (From Schüssler).

W. Watson, æt. 40. Ulceration of stomach, vomited all his food, and latterly the ægesta had the appearance of coffee grounds. He had suffered from vomiting and indigestion more or less for fourteen years, had seen many doctors, and taken much medicine, without avail. I advised him to take *Ferrum phos.*⁶ and *Natrum phos.*⁸, in usual quantities, and a tablespoonful every two hours alternately for a fortnight. On his second visit he was free from vomiting, had little pain, and felt greatly better. He continued another ten days with the same remedies, and returned quite well. On making special enquiry if he had nothing troubling him, he said, “No, the only thing I sometimes trouble myself about, is thinking after taking any kind of food, whether it will trouble me, but it never does.” His cure has proved permanent, as it is now nearly two years since, and he is still keeping well. (M. D. W., from Schüssler).

An old man, some 60 years of age, came to see me, who had “dyspepsia,” so the doctors said. Emaciated, pale, swarthy, no appetite, restless, bowels inactive, stools sometimes light colored and at times costive, tongue thickly coated with a brownish-yellow tinge, bitter taste, conjunctiva bluish-white, skin wrinkled and bowels retracted and shrunken, shriveled, and a pain in the stomach of a burning character after eating, and from the general character of the case, assimilation was

greatly at fault. The man had been, and was at the time, taking argentinum in pill form, from a "regular," three doses a day, and had been for a year or more; all to no purpose except to hasten the emaciation. After surveying the situation and taking all the conditions, I at once put him on *Natrum sulph.* 6x, three doses a day before meals, and *Kali phos.* 6x, as a nerve remedy. These two remedies perfectly cured the "dyspepsia" and all the other troubles, so that in about three weeks he was a well man—the *Natrum sulph.* correcting all the liver and stomach trouble and the *Kali phos.* building up the nerve forces. (A. P. Davis, M D.)

GLANDULAR AFFECTIONS.

Kali mur.—This is the chief remedy in glandular swellings, infiltration of the follicular glands of the throat. Glands of the neck are swollen (also apply externally). Scrofulous enlargement of glands, enlarged abdominal glands sometimes with diarrhœa.

Natrum mur.—Chronic inflammation of the salivary glands, with corresponding symptoms, excess of saliva, etc. Chronic swelling of lymphatic glands. Swelling of sebaceous glands.

Natrum sulph.—Sycotic glandular swellings.

Silicea.—In suppurating glands to shorten process, also for scrofulous induration and swelling of glands, with or without inflammation.

Calcarea phos.—Chronic enlargement of the glands—as an intercurrent. Scrofulous enlargement of the cervical glands. Bronchocele, goitre.

Calcarea sulph.—Lymphatic glands discharging pus (compare abscess). Ulceration of the glands.

Calcarea fluor.—Glandular swellings, if very hard. Stony hardness of the glands. Chronic adenitis.

Ferrum phos.—Acute stage of adenitis.

Natrum phos.—Goitre.

CLINICAL CASES.

Natrum phos., 3x, relieved pressure in thirteen cases of goitre by taking a dose three times a day; pressure was relieved in from three to five days. In some instances a cure was effected. (J. S. Skeels, M. D., *Hahnemannian Monthly*, 1880.)

A swelling under the chin the size of a pigeon's egg was considerably reduced by *Kali mur.*, but still there was induration (hardness) and an uneven surface.

Calcarea fluor., taken for a few days, caused it to disappear altogether. Shortly after its disappearance the patient had slight conjunctivitis with swelling, which *Kali mur.* soon cured. (Dr. K., from Schüssler.)

Grauvogl, in his *Text-book*, page 360, gives a remarkable result from six weeks' use of *Natrum sulph.* in a case of chronic swelling of the cervical glands, so extensive as to practically obliterate the neck. All known treatment at the universities failed, but *Natrum sulph.*, 3x, every two hours, produced rapid improvement in the swelling and general health of the patient.

GONORRHŒA.

Ferrum phos.—Inflammatory stage of gonorrhœa. (N. B. Avoid pressing along the urethra to bring out pus, as it is very injurious, and retards a cure.) Even walking, going upstairs, etc., is a great impediment in the cure.

Kali mur.—This is the chief remedy in gonorrhœa. It is in fact a specific for wherever swelling exists, whether from subcutaneous or interstitial exudation. Gleet combined with eczema, latent or visible, or a disposition to glandular swellings.

Kali phos.—Gonorrhœa with discharge of blood. Balanitis and balano-posthitis.

Kali sulph.—Gonorrhœa with slimy yellow or greenish discharge. Gleet.

Natrum mur.—Chronic gonorrhœa. Transparent, watery discharge, slimy. This remedy and *Calcarea phos.* should be given in alternation for gleet. **Gonorrhœa, with scalding,** are the characteristics of this remedy. After injections of nitrate of silver.

Calcarea phos.—Gonorrhœa with anæmia. Hydrocele.

Calcarea sulph.—Gonorrhœa with sanious, purulent discharge.

Natrum sulph.—Chronic gonorrhœa with yellowish, greenish discharge, which keeps up of thick consistency. Very little pain. (Kent.) In gonorrhœa, use the three decimal every hour or two, four drops in a little water. (Grauvogl.)

CLINICAL CASES.

In the *Pop. Zeit., Berlin. Verein Hom. Aertze*, April, 1886, *Ferrum phos.* is recommended in fresh cases of gonorrhœa followed by *Kali mur.* and *Kali sulph.*

This treatment, says the author, offers a cheerful field of research to the thankless field of gonorrhœal therapeutics.

A man, æt. 70, suffered for three years from discharge from the urethra; secretion small in quantity; clear mucus; on urinating, violent burning-sticking pains. *Kali sulph.*, *Kali mur.* and *Natrum mur.* did no good. *Magnesia phos.*⁶ cured the case in four weeks. The character of the pains being the prominent indications. (Schüssler, *Allg. Hom. Zeit.*, 1875.)

GOUT.

See Arthritis.

HÆMATEMESIS.

See Hemorrhage.

HÆMOPTYSIS.

See Hemorrhage.

HEMORRHAGE.

Ferrum phos.—Bleeding from wounds externally and internally, in conjunction with surgical aid. Epistaxis, whether from injury or otherwise, this generally suffices, especially in children. Hemorrhage of bright red blood, rapidly coagulating. Vomiting of bright red blood. Tendency to nosebleed in rapidly growing children.

Kali mur.—When the blood is dark, black, clotted, or tough. Vomiting of blood dark, clotted and viscid.

Calcarea sulph.—Epistaxis. Nasal secretions tinged with blood.

Kali phos.—Epistaxis in weak, delicate constitutions from debility, weakness, or old age, predisposition to bleeding of the gums, nose, etc. Loss of blood if dark, blackish, thin like coffee grounds, not coagulating. Blood putrid, causing symptoms of decomposition. Septic hemorrhage.

Natrum mur.—Hemorrhage, blood pale thin, red watery, not coagulating. Epistaxis on stooping, when coughing with soreness of limbs.

CLINICAL CASES.

Dr. E. B. Rankin, in the *Southern Journal of Homœopathy*, reports a case of hemorrhage of the bowels, of dark black blood, viscid and profuse, cured by *Kali mur.*, 6x.

Lady, æt. 72, large and corpulent, dark eyes and hair, subject to attacks of apoplectiform cerebral congestion, was found in apoplectic state with cold extremities, clammy sweat on forehead and face; head hot and livid; unconscious, low, stertorous breathing. *Ferrum phos.*⁶, teaspoonful every half hour; consciousness returned in two hours. Was up the next day. The same remedy has been used in subsequent attacks with the same results. Patient states that never before has she been relieved so soon and effectually. (F. A. Rockwith, M.D., *American Journal Homœopathic Materia Medica*, 1875.)

Dwight H., æt. 12, has been subject to nosebleed for past few years. During this time he became very anæmic. Has taken different remedies from the family physician without permanently arresting the trouble. I was called to see him after a very severe attack and found him much prostrated and blanched from loss of blood. Gave him at once *China off.*, 1x, in water, for a few hours, till I could send him some powders of *Ferrum phos.*⁶ which he took in solution for some weeks, a few doses each day, with the result of permanently arresting the hemorrhage. (C. T. M.)

HEMORRHOIDS.

NOTE.—As, besides the local hemorrhoids, disturbances in the function of the liver, the digestive organs, etc., are as a rule present, and stand in close connection with the former, attention must be paid to those disturbances, if a radical cure of hemorrhoids is to be insured.

Ferrum phos.—Inflamed piles, bleeding piles, blood bright red, fluid, but with a tendency to form a thick soft mass.

Kali mur.—Bleeding piles when the blood is dark and thick; fibrinous, clotted.

Calcareæ fluor.—Internal or blind piles frequently with pain in the back, generally far down on the sacrum. Note appearance of tongue, etc., which will indicate the alternating remedy. Piles with pressure of blood to the head. Internal blind piles with constipation, confined state of the bowels. Bleeding piles alternate with such remedies as are indicated by the color of the blood, etc. Tumors, relaxed elastic fibres.

Kali sulph.—Internal and external piles may require this remedy in alternation with *Calcareæ fluor.*, the chief remedy when the tongue has a yellow, slimy coating or discharges or secretions of the characteristic type are present.

Calcarea phos.—Chronic hemorrhoids in anæmic or weakly patients. Intercurrently with *Calcarea fluor.*

Magnesia phos.—Cutting, darting pains, very acute, often like lightning so sharp and quick. In external piles, also as a tepid lotion.

Natrum mur.—With smarting, beating and protrusion of the rectum, burning at anus, herpes about anus, stools hard, difficult and crumbling; stitches in rectum and in urethra after micturition.

Silicea.—Intensely painful hemorrhoids, protruded, become incarcerated and suppurate. Much itching and pain, running into rectum and testicles. Fistula in ano.

HEADACHE.

Ferrum phos.—Headache from cold, sun-heat, a bruising, pressing, or stitching pain, pains worse on stooping and moving. Headache from gouty predisposition (alternately with *Natrum sulph.*). Headache with vomiting of undigested food. Congestive, with pressing pain, and sore to the touch. Pressing a cold object against the spot seems to relieve the pain. If furred tongue is present, this is an additional indication. Headaches of children require this remedy. Headache with a throbbing sensation. Headache with red face and suffused redness of the eyes. Blind, sick headache with vomiting of food as taken, undigested. Rush of blood to head. Headaches made worse by shaking the head, stooping, and indeed every motion of the body.

Kali mur.—Headache with vomiting, hawking up of milk-white mucus. Sick headache with white coated tongue, or vomiting of white phlegm, arising from sluggish liver, tongue furred gray or white at base, want of appetite.

Kali phos.—Headache, nervous, sensitive to noise, irritability, confusion, relieved by gentle motion. Headache of students and those worn out by fatigue, when no gastric symptoms are felt. The tongue is sometimes found to be coated brownish-yellow like mustard, associated often with bad breath. Pains and weight at the back of the head, with feel-

ing of weariness and exhaustion (after *Ferrum phos.*). Nervous headache, inability for thought, loss of strength, irritability, sleeplessness, or despondency. Headache with weariness, yawning and stretching, prostrate feeling, hysterical headaches. Headache with a weary empty feeling, "goneness" at the pit of the stomach; also if the headache be the precursor of an attack, connected with bilious vomiting. Neuralgic headache, humming in the ears, feeling of inability to remain up, yet better under cheerful excitement. Neuralgic headache with nervous symptoms, better during eating; depression. Noises in head on falling asleep.

Kali sulph.—Headache which grows worse in a heated room, and in the evening, and is better in cool, open air.

Magnesia phos.—Exerciating headaches with tendency to spasmodic symptoms. Neuralgic or rheumatic headaches, shooting or stinging pains, shifting pain, intermittent or paroxysmal in character. Headaches from optical defects.

Natrum mur—Dull, heavy headache with profusion of tears and drowsiness, sleep not refreshing. Headaches with constipation from torpor and dryness of a portion of the internal mucous membrane, when the tongue is clean or covered with clear, watery mucus, has frothy edges, much saliva. Headache with vomiting of transparent phlegm or water, stringy mucus coughed up. "Is applicable to cachetic persons and to those who have lost animal fluids. It is adapted to chronic and to sick headaches; to headaches before, during and after the menses; 'to cephalalgia of school girls who apply themselves too closely to their lessons;' to headache commencing in the morning after waking, lasting till noon, or going off with the sun; to catarrhal headache and to migraine." (King.)

Natrum sulph.—Sick headache with bilious diarrhœa or vomiting of bile, bitter taste in the mouth. Colicky pain, with giddiness, greenish-gray coated tongue. "The attacks occur during the menses, periodically, every spring, and are frequently sudden in their onsets. The characteristics are: congestion of blood to head, with fulness; heat in vertex; sensation of pressure in and through the head; mind depressed and

melancholy; vertigo and dulness; vomiting, aggravated by motion and reading, ameliorated by quiet." (King.) Occipital headache. Violent pains at base of brain, as if crushed in a vise or something gnawing there. Beating pain in both temples when walking. Indescribable pain on top of head, as if would split. Pulsating headache.

Silicea.—Headaches with concurrent appearance of small lumps or nodules, size of a pea, on the scalp. "Congestive, gastric, nervous and rheumatic headaches. Headaches from excessive mental exertion, from overheating, from nervous exhaustion. Scrofulous diathesis. Rachitic, anæmic conditions, caries. Nervous, irritable persons, with dry skin, profuse saliva, diarrhœa, night-sweats. Weakly persons, fine skin, pale face, light complexions, lax muscles. Persons who are oversensitive, imperfectly nourished, not from want of food but from imperfect assimilation." (King.)

Natrum phos.—Headache after taking thick sour milk. Headache on the crown of the head on awakening in the morning; creamy appearance of back part of palate; yellow, moist tongue. Headache, severe pain as if the skull were too full. Frontal or occipital with nausea, or sour, slimy vomiting. Very severe headache with intense pressure and heat on top of head as if it would open (if *Ferrum phos.* does not suffice). Sickening headaches, ejection of sour froth.

Calcarea phos.—Headache with a cold feeling in the head and the head feels cold to the touch (*Ferrum phos.*). Pains worse with heat or cold. Headaches of children and school girls, who are nervous, restless, etc. "Suitable for gastric and rheumatic headaches. It is characterized by vertigo when walking or on motion. Fulness and pressure on the head, worse from pressure of the hat. Useful in peevish and fretful children, and in those whose fontanelles remain open too long. Difficulty in performing mental operations. Ill humor and want of disposition to do anything. Forgetfulness; dulness with every headache." (King.)

Calcarea sulph.—Headache with vertigo and nausea, and feeling as if eyes were sunken.

CLINICAL CASES.

1. Severe headache, general soreness of the vertex, soreness of scalp, cannot bear to have hair touched, great nervousness at night. *Ferrum phos.*, 6x, gave speedy relief.

2. Frontal headache, relieved by nosebleed which followed. *Ferrum phos.*, 6x, cured.

3. Patient could not see, seemed as if blood rushed into the eyes. *Ferrum phos.*, 6x, cured.

4. Dull pain on top of head during menses cured as by magic by a few doses of *Ferrum phos.* (Raue's *Rec. Hom. Lit.*, 1875).

5. Headache beginning every night at ten o'clock with chill or congestive symptoms. *Magnesia phos.*, 10x dil., cured. (Translated by S. L. in *American Observer*, August, 1875.)

Case of young lady with excruciating nervous headache, with great sensitive ness to noise, during the second day of menstruation. *Kali phos.*¹² produced, immediately after taking it, a great increase of the menstrual flow with sudden relief of the headache. (W. P. Wesselhoeft, M.D., from Hg.)

M. K., æt. 16, has suffered for years from periodically returning headaches. The pain is concentrated in the right temple, and of a boring nature, as if a screw were being driven in—as the patient expresses herself. Preceding this pain there is a burning sensation at the pit of the stomach, bitter taste in the mouth, and lassitude. These symptoms are only felt at night, or in the morning. When the attack comes on, the patient is quite unable to attend to any ordinary duties. Generally vomiting of bile follows, and then improvement sets in. *Natrum sulph.* daily, as much as a bean, dissolved in water, and taken repeatedly, cured the young lady entirely. (From Schüssler.)

Young lady æt. 16, suffered for years from periodical attacks of sick headache characterized by boring pain in right temple, preceded by burning in stomach, bitter taste, languor. Pain comes on at night or in morning, followed by vomiting of bile with subsequent relief. *Natrum sulph.*⁶, daily doses, cured permanently. (F. in *Monatshfte.*)

HEART, AFFECTIONS OF.

Ferrum phos.—First stage of all inflammatory affections of the heart. Endocarditis, carditis, pericarditis, dilatation of heart or of blood vessels (in alternation with *Calcarea fluor.*, the chief remedy). Palpitation of the heart.

Calcarea phos.—Non-closure of foramen ovale. Palpitation with anxiety, followed by trembling weakness.

Kali mur.—For that condition of the blood that favors embolus which acts as a plug. In pericarditis as a second remedy and it may complete the cure. Palpitation from excessive flow of blood to the heart in hypertrophic conditions.

Kali phos.—Functional complaints of the heart, intermittent with palpitation after rheumatic fever with exhaustion. Intermittent action of the heart with morbid nervous sensitiveness, effects of violent emotions, grief or care, weakness of the heart, palpitation from direct excitement, on ascending stairs with shortness of breath. Palpitation with nervousness, anxiety, melancholia, sleeplessness and restlessness. Fainting from fright and fatigue, from weak action of the heart.

Kali sulph.—Pulse quick with slow, throbbing, boring pain over crest of ilium, disinclination to speak, pallid face. Heart disease causing dropsy (also *Kali mur.*).

Magnesia phos.—Sudden palpitation when a purely spasmodic affection.

Natrum mur.—Palpitation with anaemic conditions, watery blood, dropsical swellings, etc. Palpitation with anxiety, sadness, etc. Rapid intermittent pulse with morning headache. Hydraemia and scurvy.

Calcarea fluor.—Dilatation, enlargement of blood vessels, chief remedy to restore contractility to the elastic fibres. Dilatation of the heart with enlargement of the organ.

HEPATITIS.

See Liver—Affections of.

HICCOUGH.

Magnesia phos.—Idiopathic or reflex after morphine and other remedies failed.

Natrum mur.—Hiccough after abuse, and in consequence of quinine.

CLINICAL CASES.

Dr. Burnett in his work on *Natrum mur.*, relates a case of singultus of ten years standing, brought about by abuse of quinine and renewed after every dose, cured permanently by *Natrum mur.*

Obstinate case of singultus in a patient suffering from typhoid fever, almost continued, so violent in character that the patient was sore for three days. Other remedies were tried without effect, prescribed *Magnesia phos.* The result was remarkable; within an hour the difficulty was modified, and the next day he was very much improved, and speedily yielded to the continued use of the remedy. (John Fearn, M.D., *California Med. Journal* [*Eclectic*], August, 1887.)

HIP DISEASE.

Calcarea sulph.—Discharge of pus, matter, etc.

Ferrum phos.—Pain, throbbing, heat and inflammation of soft parts.

Kali mur.—Second stage, when swelling of abscess commences.

Silicea.—To prevent or control suppuration and heal the parts. “In the third stage, to limit suppuration and the destruction of bone, and to promote new organizations; stinging, itching, burning pains in small spots, sore pain in the hip joints, in scrofulous and rachitic children.” (Arndt.)

HOARSENESS.

Ferrum phos.—Painful hoarseness of singers or speakers from overexertion of the voice, from draughts, colds and wet. Follow with

Kali mur.—Hoarseness, loss of voice from cold. In obstinate cases follow with *Calcarea sulph.*

Kali phos.—Hoarseness with exhausted feeling from overexertion of the voice and with nervous depression, or if rheumatic affection.

Kali sulph —Hoarseness from cold.

Silicea.—Hoarseness with irritating cough.

Calcarea sulph.—Obstinate hoarseness.

HYDROCELE.

Calcarea fluor.—Dropsy and induration of the testicles and scrotum.

Calcarea phos.—Hydrocele as intercurrent.

Silicea.—Both recent and chronic forms.

CLINICAL CASES.

*Silicea*⁶⁰⁰ cured two cases of hydrocele, one left sided in a babe four days old, the other right sided in a child, æt. 4. (Dr. Guernsey.)

A man suffered from a herpetic eruption, for the cure of which *Silicea* was taken. But at the same time a sarco-hydrocele of large dimensions which he had carried about for years, was reduced to a minimum.—*American Journal Homoeopathic Materia Medica*, Vol. II, p. 205.

HYDROCEPHALUS.

See Meningitis.

HYSTERIA.

Kali phos.—Hysteria in females, nervous attacks from sudden or intense emotions, or from smothering passion in the highly nervous and excitable, also a feeling as of a ball rising in the throat. Hysterical fits of laughter and crying. Hysterical yawning.

Natrum mur.—Delaying or decreasing menses. Somnambulism. Great sadness, fears, much mucus in urine. All symptoms relieved as soon as she gets into a perspiration. (Lilienthal.)

INCONTINENCE OF URINE.

See Urinary Affections.

INDIGESTION.

See Gastric Derangements.

INFLAMMATIONS IN GENERAL.

Ferrum phos.—In the hyperæmic stage, indifferent as to the organ involved and regardless of cause. Always before exudation has set in.

Kali mur.—In the second stage, recent cell-proliferation and opaque white discharge.

Kali sulph.—Riper yellow, fatty degenerated secretion.

Calcarea sulph.—In the third stage, that of resolution, with purulent, profuse secretion.

Silicea.—Lower form, suits also the lower nerve irritability. (J. C. Morgan.)

INSOMNIA.

See Sleep, Disorders of.

INTERMITTENT FEVER.

Natrum sulph.—Intermittent fever in all its stages requires this remedy chiefly (3x trit.). Hydrogenoid constitution, worse in damp weather. The applicability of *Natrum sulph.* is shown by the following physiologico-chemical considerations: In ague patients the quantity of water in the blood corpuscles and in the blood serum is increased, and consequently the amount of oxygen taken up by the blood is diminished. *Natrum sulph.* promotes the removal of excess of water from the organism. When by its action the proportion of water in the blood corpuscles has been reduced to the normal condition, the corpuscles are again able to take up the full amount of oxygen and distribute it to the tissues. As the tissues are in this way brought back from their pathological to their normal physiological condition, they are enabled to remove out of the organism the cause of the ague—be it marsh gas (miasma), or bacteria (fungi). Dry mountain air, which is rich in oxygen, can cure ague spontaneously, because the organism takes up a large amount of oxygen and disposes of much water by evaporation. Ague patients must abstain from milk diet, buttermilk, eggs, fat and fish.

Natrum phos.—Intermittent fever with vomiting of acid, sour masses.

Magnesia phos.—Intermittent fever with cramps in the calves.

Kali mur.—Intermittent fever when the fur at the back of the tongue is of a grayish white, or white appearance. (In alternation with *Natrum sulph.*)

Kali phos.—Intermittent fever with debilitating, profuse perspiration.

Ferrum phos.—Intermittent fever with vomiting of food.

Calcarea phos.—Chronic intermittent fever of children, as an intercurrent remedy.

Natrum mur.—Chill about ten or eleven o'clock A.M. Great thirst throughout all stages. Violent headache relieved by perspiration. Fever blisters around lips. If hydroa be present in first onset of the fever, even if not present later after the

abuse of quinine. In nursing children, hydroa on the lips and later the ulcers which succeed them with forenoon attack, are guiding. (H. C. Allen.)

CLINICAL CASE.

Mr. L., chills and fever for three months. Had quinine and other remedies. Paroxysms every other day at eleven A.M., with severe pain in limbs and small of back; chill lasts nearly two hours, with no thirst during chill. Fever all the afternoon, with bursting headache and intense thirst for large quantities of cold water. Little or no perspiration, eats and sleeps well and next day resumes his occupation. *Natrum mur.*, 30 trit., every four hours, during the apyrexia. Next chill light and no return. (H. C. Allen.)

JAUNDICE.

See Liver, Affections of.

KIDNEY, AFFECTIONS OF.

Ferrum phos.—Bright's disease, when feverishness is present. Inflammatory stage of nephritis, all inflammatory pain is relieved by this remedy. "Urine has a profuse mucous sediment; blood red and charged with blood corpuscles." (Arndt.)

Natrum mur.—Tension and heat in renal region. Brick-dust sediment. Hæmaturia.

Kali mur.—Inflammatory diseases of the kidneys, for the swelling.

Kali phos.—For the great functional disturbance of nerve centres, in alternation with *Calcarea phos.* for the albumen.

Calcarea phos.—Albuminous urine calls for the use of this remedy in alternation with *Kali phos.* Bright's disease.

Calcarea sulph.—Zwungenberg cured a case of nephritis scarlatina with this remedy.

CLINICAL CASES.

I have had two cases of Bright's disease following scarlatina. Tube casts were present. Albumen, general anasarca. Heart weakness. Retinitis albuminurica. There seemed to be extensive destruction of tissue, and as the cases also presented a profuse desquamation, I gave them *Calcarea sulph.*, 6x, which speedily brought about a cure. (C. E. Fisher, M.D.)

LABOR, PREGNANCY, ETC.

Ferrum phos.—"I am in the habit of giving this remedy after parturition with marked relief of after-pains, and preventive of the fever of lactation." (W. M. Pratt, M.D., *North American Journal Homœopathy*, May, 1883.) Mastitis, first stage. Metritis, first stage.

Kali phos.—Feeble and ineffectual labor pains, spurious labor pains. Tedious labor from constitutional weakness, this remedy gives vigor and helps materially. Labor pains weak and irregular. "For three years I have employed *Kali phos.*⁴ in doses the size of a bean dry on the tongue every ten or fifteen minutes as a remedy to excite labor pains. It has never failed me, and I seldom have to give the third dose. My practice is extensive, have had over ninety cases in six years. *Magnesia phos.*, in spasmodic pains and eclampsia, has done well for me. I give generally after the birth *Ferrum phos.*, a dose daily to avoid inflammation." (Dr. Rozas, *Pop. Zeit.*, April, 1887.)

Kali mur.—Chief remedy in puerperal fever. Mastitis to control the swelling.

Magnesia phos.—Spasmodic labor pains with cramp in the legs, excessive expulsive efforts. Puerperal convulsions.

Calcarea phos.—Burning pains and soreness in mammæ, they feel enlarged. Spoiled milk of mother, salty and bluish, child will not take it. Decline after puerpera, or during pregnancy. Prolapsus in debilitated persons. Especially suited to rheumatic patients. Menstruation during lactation. Soreness in sacro-iliac synchondrosis.

Calcarea sulph.—Mastitis, when matter is discharging after *Silicea*.

Calcarea fluor.—After-pains if too weak, contractions feeble. Hard knots in the breast.

CLINICAL CASES.

"The better acquainted I become with this system, the more pleased I am with it. In labor, when the pains are too weak and irregular, I have seen nothing act more promptly and effectually than *Kali phos.* For spasmodic, crampy pains,

Magnesia phos. is a gem. After a delivery, I give *Ferrum phos.*, where I used to give *Acon.* and *Act. rac.*, to be followed or accompanied by whatever may be indicated. I also use as a wash, 3x, to the vulva and abdomen, and for syringing the vagina morning and night. The parts heal quickly under this treatment, and with the use of other remedies as indicated, the patient makes a good recovery."—*Eclectic Medical Journal*, E. H. Holbrook, M.D.

LEUCORRHŒA.

See also Women, Diseases of.

Kali mur.—Discharge of milky white, non-irritating mucus, mild.

Kali phos.—Leucorrhœa, scalding and acid.

Kali sulph.—Leucorrhœa, discharge of yellow, greenish, slimy or watery secretions.

Natrum mur.—Leucorrhœa, a watery, scalding, irritating discharge, smarting after or between the periods. Greenish, after walking, in the morning, with headache, colic, itching of vulva, and bearing down pressure. After topical application of nitrate of silver.

Natrum phos.—Leucorrhœa, discharge creamy or honey colored, or acid and watery, discharges from the uterus sour smelling, acid.

Calcarea phos.—Leucorrhœa, as a constitutional tonic and intercurrent with the chief remedy; discharge of albuminous mucus. Leucorrhœa worse after menses, looks like white of egg, with feeling of weakness in sexual organs, worse after stool and urination. Parts pulsate with voluptuous feelings. Patient takes cold readily.

Silicea.—Leucorrhœa instead of the menses, preceded by colicky pains, also during micturition and following obstinate constipation. Deficiency of animal heat. Especially for oversensitive, weakly women, whose constitutions are imperfectly nourished owing to deficient or imperfect assimilation.

CLINICAL CASE.

M. M., a young lady, æt. 17, consulted me on account of an obstinate acid leucorrhœa. I tried the whole series of remedies indicated for such cases. All were without effect, so that I could not but wonder at the patience and perseverance of the patient, whom I saw once a week. In this case Schüssler again helped me out of the dilemma. *Kali mur.* effected a quick and permanent cure. (Dr. S., from Schüssler.)

LIVER, AFFECTIONS OF.

See also Gastric Derangements.

Ferrum phos.—Inflammatory stage of hepatitis.

Kali mur.—Jaundice if the disease has been caused by a chill resulting in a catarrh of the duodenum; white coated tongue, stools light colored, sluggish action of the liver, sometimes pain in the right side, light yellow color of the evacuations denoting want of bile, accompanied by white or grayish furred tongue and constipation.

Kali phos.—If nervous system be depressed.

Natrum phos.—In lowest potencies for sclerosis of the liver and the hepatic form of diabetes, especially when there is a succession of boils.

Natrum sulph.—Irritable liver, bilious attack, too much bile if after excessive study or mental work (also *Kali phos.*). Jaundice arising from vexation, with bilious, green evacuations or greenish-brown coated tongue, or sallow skin; yellow eyeballs. Congestion of liver with soreness and sharp, sticking pains.

Natrum mur.—Jaundice with drowsiness and any of the symptoms present peculiar to this group of ailments.

Calcarea sulph.—Pain in region of liver, in right side of pelvis, followed by weakness, nausea and pain in stomach.

Kali sulph.—Jaundice from gastric catarrh. Purgings.

LUMBAGO.

See Backache.

MECHANICAL INJURIES.

Ferrum phos.—This is the first remedy in bruises and in fractures, to meet the accompanying injuries to the soft parts. The first remedy in cuts, falls, or blows, fresh wounds and sprains. It prevents pain, congestion, swelling, or feverishness. Can be used also externally. Strains of ligaments or tendons.

Kali mur.—Swelling of contused parts, cuts with swelling, the second remedy in sprains, etc.

Calcarea sulph.—Bruises, cuts, wounds, etc., when neglected and suppuration sets in, wound discharges pus.

Calcarea fluor.—Bruises of the bones, shins, etc.

Silicea.—Neglected cases of injuries, festering and threatening suppuration. Wounds when discharging thick, yellow matter; also for deep seated suppuration, this should be given first, then *Calcarea sulph.*

Natrum sulph.—Injuries upon the skull and effects therefrom. Mental troubles from a jar or knock on the head. (Kent.)

CLINICAL CASES.

Young man hurled from a truck in the fire department. He struck his head. Following this for five or six months, he had fits. Was very irritable, wanted to die. His fits drove him to distraction. Never knew when they were coming on. They were epileptiform in character. Had constant pain in his head, much photophobia. *Natrum sulph.* was given and the first dose cured him. He has never had any pain about the head since, no more mental trouble and no more fits. (Prof. T. J. Kent, *Medical Advance*, Sept., 1886.)

In September, last autumn, I was in the Highlands. The dairymaid of a farmer there spoke to me, saying she had hurt her thumb while sharpening a scythe. The case proved to be this: The whole thumb of the left hand was swollen, and of a bluish-red color, and very painful when touched, much inflamed, and there was a small wound at the extensor side at the joint above the nail. On pressure there was a whitish-yellow discharge mixed with white shreds. Both phalanges were easily displaced, and a peculiar noise was heard, which I had observed before in similar cases. This fact made me decide on giving *Calcarea fluor.* The medical man in the village, whom the farmer had consulted, said amputation was the only thing that could be done for the case. She took *Calcarea fluor.*, and some time after, the farmer had occasion to see me, when he informed me that the servant's thumb was quite well. (From Schüssler.)

MEASLES.

Ferrum phos.—Measles in all stages, especially in the initiatory and prodromic stages, also for the symptoms of inflammatory affections of the chest, eyes or nose, or ears.

Kali mur.—For the hoarse cough, for all the glandular swellings and the furred tongue with white or gray deposit, it is the second remedy. For the after-effects of measles. Diar-

rhœa, whitish or light colored, loose stools, white tongue. Deafness from swelling in the throat, etc.

Kali sulph.—Suppressed rash, rash suddenly recedes with harsh and dry skin. This remedy will assist the returning of the rash.

Natrum mur.—Measles, if there is an excessive secretion of tears or of saliva, as an intercurrent remedy.

CLINICAL CASES.

Dr. Köck, of Munich, reports:—In thirty-five cases of measles which came under my treatment, coryza and bronchial catarrh were very slight in the premonitory stage. Conjunctivitis and intolerance of light along with it were the more prominent symptoms. Within a few days after, the rash appeared, lasting five or six days, and then disappeared. But either during the blush of the rash or the fading of it, painful swelling of one or both glands below the ear set in. The children again became feverish, and were crying and moaning both day and night. The remedy which I now chose was *Ferrum phos.*, and according to the violence of the fever, I ordered a spoonful of the solution every hour or two. I gave it at the premonitory stage, and when I saw that it proved very satisfactory, I looked for no other remedy. For the glandular swelling, external redness and painfulness, I used the same medicine, and my cases ended very satisfactorily. (From Schüssler).

MENINGITIS.

Ferrum phos.—First stage of meningitis, high fever, quick pulse, delirium, etc.

Kali mur.—The second remedy, when effusion takes place.

Calcarea phos.—The chief remedy in hydrocephalus, acute and chronic. Hydrocephaloid conditions, open fontanelles, flat, depressed, etc. Prevents hydrocephalus in families predisposed thereto. Give a powder of the second trituration morning and evening. When already developed, alternate with *Argent. nit.*⁶ (Grauvogl.)

Natrum sulph.—Violent head pains, especially at base of brain and back of neck. Crushing pain, as if base of brain was crushed in a vise, or something gnawing there. After injuries to the head.

MENORRHAGIA.

See Women, D s ases of.

MENTAL STATES.

Ferrum phos.—Consequences of anger.

Kali phos.—Brain fag from overwork, with loss of appetite, stupor, depressed spirits, irritability, or great impatience, loss of memory or sleeplessness. Crossness and irritability in children; ill temper often arising from nervous disturbances. Fear, fretfulness in children, crying and screaming. Low spirits, feeling of faintness. Dread of noise, Oversensitiveness to noise. Dulness, want of energy, timidity. Hallucinations, homesickness. Morbid activity of memory, haunted by visions of the past and longing after them. Hypochondriasis, melancholy, ill humored from nervous exhaustion. Mental illusions, (an abnormal condition of the gray nervous matter), false impressions and fancies. Lassitude, depressed state, want of energy. Madness, loss of correct reasoning faculty requires this remedy. Mania in its various stages and degrees. Melancholy accompanying exhausting drains affecting the nerve centres of the spinal cord. Loss of memory. Melancholia from overstrain of the mind. Night terrors in children, they awake screaming and in fright. Restlessness and irritability. Too keen sensitiveness. Sighing and depression with inclination to look at the dark side of everything. Sighing and moaning in sleep. Shyness, excessive blushing from emotional sensitiveness, lack of controlling force over the nerves of the coats of the vessels. Starts on being touched, or at sudden noises; whining disposition, makes "mountains out of mole-hills."

Natrum sulph.—Suicidal tendency, must exercise great restraint. Mental troubles arising from falls and injuries to head. (Kent.)

Magnesia phos.—Illusions of senses.

Natrum mur.—Great sadness, apprehension for the future, likes to dwell on unpleasant occurrences, consolation only makes matters worse. Hypochondriasis, accompanied with dryness and irritable conditions of mucous membranes and constipation with hard stool. Sadness with palpitation, avoids company, being too easily vexed.

Silicea.—Imagines he is in two places at the same time. Monomania about pins. Longing for home and relatives, pensive, obstinate, irascible. Prostration and nervous weakness, restlessness and heavy dreams accompany symptoms, which are also aggravated about the time of full moon, in change of weather and during a storm.

CLINICAL CASES.

Patient, æt. 80, suffering from deep hypochondriasis, melancholia, tediousness of life, fear of death, mistrust; downhearted and morose. After the failure of the ordinary homœopathic remedies, he was entirely restored by *Kali phos.*⁶

Another case of religious melancholia, of three weeks standing, in a woman, was entirely cured by *Kali phos.*⁶ in one week. (Dr. Arnberg, *Allg. Hom. Zeit.*, 1881.) Detailed description below.

Miss M., the daughter of the late Dr. M., has been suffering since her eighteenth year from occasional attacks of aberration of the mind. But as years passed on, these attacks of insanity became worse and more frequent, until it was deemed advisable by her brother, to make arrangements with the doctor of the lunatic asylum in the district to have her removed there. As a last recourse, a friend called to see if new remedies could be of any service in such a hopeless case. Having assured him that *Kali phos.* would do her good, they gave it very steadily, four doses daily for weeks. This was four years ago. The result was most satisfactory. After taking it she never had another attack, and is completely cured; able to superintend home duties, receive callers and making calls, which she had not been able to do for years, on account of feeling so nervous and shy during the intervals of the attacks. Several cases of a similar nature have been treated equally successfully, two of these puerperal mania. (M. D. W., from Schüssler.)

The following is a case of a lady, æt. 44: "I saw," writes Dr. A., of Arnberg, on the 9th of February, "a lady suffering from mental derangement. Religious melancholy was at the root, although before this occurrence she had not inclined to religious excitement. She now declared she was lost forever, lamented, cried, wrung her hands, and tore her clothes, or pieces of paper which were laid about to prevent her tearing her garments. She did not know those around her, and was unable to sleep. Her eyes had an unconscious stare, and frequently it required two people to hold her down. Only by holding her nose and by force, a little food or medicine could be put down her throat. I prescribed *Kali phos.*, as her condition, though one of excitement, was originally one of depression, to which *Kali phos.* is suited. Dr. Schüssler says in his book, 'a functional disturbance of the molecules of this salt causes in the brain mental depression, showing itself in irritability, terror, weeping, nervousness, etc., as well as softening of the brain.' She took *Kali phos.* with excellent results. A former experience gained by this remedy led me to select it.

"On that occasion it was in the case of an old man, æt. 80. He suffered from mental derangement, which showed itself in the form of intense hypochondriasis

and melancholia. He was tired of life, but had a fear of death. For weeks he had been treated to no purpose with many remedies apparently called for, as *Nux vom.*, *Aurum*, *Bromide of Potassium* in allopathic doses. Buthe was rapidly cured by the continuous use of *Kali phos.* Even after eight hours from the commencement of the treatment, a certain feeling of calmness was experienced, and that night he had a quiet sleep. I had, therefore, no reason to regret the treatment I selected, as the improvement continued steadily, so that on the 25th of February I discontinued my professional visits.

"I have seen my previous patient frequently, busily engaged in her home with her usual cheerfulness, and she speaks quite calmly of her past illness." (From Schüssler.)

MENSTRUATION.

See also *Dysmenorrhœa and Women, Diseases of.*

Ferrum phos.—Pain at the monthly periods with flushed face and quick pulse, with vomiting of undigested food, sometimes acid taste, excessive congestion, blood bright red. This remedy must be taken as a preventative before the periods if these symptoms are recurrent.

Kali mur.—The monthly periods are too late or suppressed, checked, white tongue, etc. Too early menses, excessive discharge, dark, clotted or tough, black like tar. If periods last too long, too frequent.

Kali phos.—Retention or delay of the monthly flow, with depression of spirits, lassitude and general nervous debility. Menstrual colic or great pain at the times of the periods in pale, lachrymose, irritable, sensitive females, menses too late in same, too scanty in similar conditions, too profuse discharge, deep red or blackish red, thin and not coagulating, sometimes with strong odor. Too late and too scanty, with a feeling of weight and fulness in the abdomen, yellow coated tongue.

Magnesia phos.—The chief remedy in ordinary cases of menstrual colic. Painful menstruation or pain preceding the flow, vaginismus.

Natrum mur.—Thin discharge, watery or pale; thin, watery blood. "In young girls, if the menses do not appear, or when very scanty and at long intervals. Pain in the stomach, nausea, vomiting of food, weakness and faint feeling, desire for sour things, aversion to meat, bread and cooked food. 12 to 30 are the most useful potencies." (Sulzer, *Zeit. Berlin. Ve-*

rein Hom. Aertze, May, 1883.) Very gloomy during menstruation, with headache every morning. Menses too profuse and too early, with disturbed sleep, dreams of robbers, etc. Headache and pain in small of back on rising, better by lying on something hard.

Calcarea phos.—Menses too early in young girls, too late in adults. Menstruation during lactation. Insatiable sexual desire before, with great weakness and sinking sensation after menses, patient wants constantly to sit down, hates to get up and move about. Rheumatic pains. After disappointments, with much mental anxiety with all complaints. Patient takes cold at every change of weather, with aching pains in the joints. For flabby, shrunken, emaciated patients.

Natrum sulph.—Menses acrid, corrosive, discharge makes thighs sore, preceded by violent, intermitting epistaxis, with colic, pinching in abdomen and burning of the palate, as if raw and sore. Sexual organs inflamed, sore, swollen and covered with vesicles.

Silicea.—Menses smell strong, always icy cold during menses with constipation, stools partly recede again. Backache with paralytic sensations.

Calcarea fluor.—Excessive with bearing down pains, flooding.

Natrum phos.—Menses too early and pale, accompanied by an afternoon headache over eyes, with tendency to sigh, and pain in knees as if cords were shortened, also sore wrists, also chilliness and restless sleep.

Kali sulph.—Menses too late and too scanty, with a feeling of weight and fulness in the abdomen, and headache and yellow coated tongue. Metrorrhagia.

Calcarea sulph.—Menses too late, long lasting, with headache, twitchings and great weakness.

CLINICAL CASE.

Metrorrhagia of six weeks' standing, in the case of a fat and robust woman of brown complexion. This woman was a washerwoman at Grenille, and whom I saw only three or four times at my office, attributed her sickness to her constantly standing in cold water. *Silicea* arrested the hemorrhage almost immediately, and affected such an improvement in one week that I scarcely knew her again the second week. She did not take any other medicine. (A. Teste.)

METRITIS.

See Women, Diseases of.

MISCARRIAGE.

See Women, Diseases of.

MORNING SICKNESS.

See Women, Diseases of.

MOUTH, DISEASES OF.

Ferrum phos.—Gums sore, red, hot and inflamed. Redness, dryness or heat of the mucous membrane of the mouth.

Kali mur.—Aphthæ, thrush, white ulcers in the mouths of little children or nursing mothers. Canker, ulcers of the mouth. Gumboil, soft swelling before matter forms, excoriation of the mouth. Great fetor from the mouth. The mouth is red and swollen, thick, watery secretions. Gums puffed, white or yellow in color.

Kali phos.—Cancrum oris, with mortification of the cheek, with ashy gray ulcers, fetid breath. Stomatitis, gums bleed easily, when there exists a red line or seam on the edges, water canker, gangrenous canker.

Natrum mur.—Thrush with flow of saliva, salivation. Blisters like pearls around mouth.

Kali sulph.—Dryness and desquamation of the lower lip, it peels off in flakes.

Calcarea phos.—Gums painful and inflamed in teething children. Pale appearance of the gums, sign of anæmia.

Calcarea fluor.—Gumboil, hard swellings on the jaws or gums. Indurations.

CLINICAL CASE.

At a meeting of medical men at Schaffhausen, Professor Dr. Rapp said: In my opinion the greatest merits of Dr. Schüssler's method lie in the introduction of *Kali phos.* and *Magnesium phos.* In ordinary stomatitis, with swelling of the gums, deposit on the teeth and foul breath, *Kali phos.* has given very satisfactory proofs of its value."

MUMPS.

Ferrum phos.—Initiatory stage with the febrile symptoms.

Kali mur.—This remedy alone will cure, unless there be fever.

Natrum mur.—With much saliva or swelling of the testicles occurring as a metastasis with mumps.

CLINICAL CASES.

I have treated during the past year at least a dozen cases of mumps and I have never had such satisfactory results with other remedies. One case had violent fever, even to delirium, great deal of swelling, pain, etc. The fever was entirely reduced within five or six hours, and the swelling and all the other symptoms were entirely relieved within three or four days, by the alternate use of *Ferrum phos* and *Kali mur*. Two cases in one family with similar conditions were in a like manner treated with the same results. (S. Powell Burdick, M.D.)

NEURALGIA.

Kali mur.—Lancinating, nightly pains from small of back to feet, worse from warmth of bed. Must rise and sit in chair for relief.

Ferrum phos.—Congestive or inflammatory, from chill or cold, with pain as if nail were being driven in. Blinding pain, one-sided, in the head, temples, or over eye, or in the jawbone. If this does not suffice, give *Calcarea sulph.*, and note the tongue symptoms. Neuralgia accompanied by flushed face, burning or diffused heat, feeling of weight and pressure. Faceache with febrile symptoms. Tic douloureux.

Kali phos.—Neuralgic pains in any organ, depression, failing of strength, feeling of inability to rise, or to remain up, yet the pain is felt less when standing or walking about. Neuralgia with ill humor, sensitiveness to light and noise, improved or not even felt during pleasant excitement. This remedy is required to tone up the gray nervous substance. Neuralgic pains in the nervous substance threatening paralysis, with a feeling of lameness or numbness. Pains better with gentle motion, worse on rising, pains felt most when quiet or

alone. Neuralgic pains and humming in the ears, failure of strength, paroxysms of neuralgic pains with subsequent exhaustion. Neuralgia of the sciatic nerve (see sciatica). Faceache.

Magnesia phos.—Intercostal neuralgia of a drawing, constrictive kind. Spasms from cold without fever. Neuralgia in the head, pains darting and very intense. Neuralgic pains in any part of the body, when the phenomena of sensation are too acute; pain excruciating, or spasmodic pains in the ends of nerve fibres, Pains coming on periodically, being very acute, darting or shooting along the course of the nerves. Spasmodic pains and affections of almost any kind. Neuralgia every night, well during the day.

Natrum mur.—Neuralgic nerve pains recurring at certain times with flow of saliva or involuntary tears. Darting, shooting along the nerve fibre with these accompaniments. Orbital neuralgia with lachrymation. Irritation of the fifth pair of nerves, also the facial nerve. Faceache with constipation, worse in the morning, from reading, writing and talking, in school girls.

Calcarea phos.—Neuralgic pains, deep seated in the bones. Shocks like electric sparks. Neuralgia commencing at night, recurring periodically. Pains worse at night and in bad weather. Tics. Neuralgia ani, worse after stool, long lasting. Pains with sensation of crawling coldness and numbness.

Silicea.—Pain mostly in teeth. Lumbo-abdominal neuralgia. Better from wrapping up warmly. Obstinate neuralgia caused by dissipation, hard work and close confinement.

CLINICAL CASES.

The following from the pen of Dr. C. C. Huff, of Huron, D. T., from Vol. I, of the *Minn. Medical Monthly*, No. 9, illustrates the use of one of these remedies in neuralgia :

"Schüssler describes *Magnesia phos.* as the earthy constituent of muscles and nerves. Dalton says, the salts of magnesium have been found to be in larger quantity than those of lime in the muscles. Grant this fact then, and we have *Magnesia phos.* acting as a nerve remedy, and any disturbance of the system causing a molecular change in the nutritive elements of this salt, would produce the characteristic pains of this remedy. They are described as being of a shooting character, like lightning, drawing and tearing, inclined to move from

place to place; they moreover assume a periodicity of recurrence, not, however, having any regard for regularity. We likewise find these pains in headache, generally frontal, in faceache, neuralgia of the stomach and bowels, of the ovaries and often in the limbs. Stomach pains frequently radiate from the umbilicus, and are relieved by pressure (resembling in this respect *Coloc.*, *Aloes*, *Cautic.*, *Nux vom.*, *Iris vers.* and *Sulphur*) and warmth, especially dry heat, best applied by means of an inverted hot plate, lined with flannel. In England the farmers use the remedy with prompt results for flatulent colic in horses.

The following is my experience with the remedy and all my results have been from the 12x trituration:

"Case 1. Miss S., æt. 24, dark complexion, nervous temperament, clerk. She had been under treatment for facial neuralgia for two weeks previous, the principal remedy being morphia, without relief. On being called to the case, I found the patient much prostrated, the right side of the face and supraorbital region somewhat swollen, pains very severe, of a crampy, shooting, darting nature. There was also much tenderness over the affected side. The pains were of an intermittent character, and seemed to affect different parts of the head and face on different days. *Magnesia phos.* cured this case in twelve hours.

"Case 2. Miss B., æt. 22, dark complexion, nervous temperament, slight build, has neuralgia, from exposure to a strong north wind, and was under the so-called 'regular' treatment for three days before I was called, and had taken massive doses of *Bromide of potash* and *Chloral hydrate*, with no relief. I found her in bed, almost frantic with pain, flushed face, eyes injected, with a high degree of photophobia; pain was left-sided and involved the supramaxillary portion of the trigeminus. In character the pain was lancinating, crampy, darting and shooting, frequently extorting cries. *Magnesia phos.* was given and resulted in a speedy recovery.

"Case 3. Miss S., æt. 20, brunette, tall and slender, nervo-bilious temperament occupation typographer. She was taken suddenly with acute pain in right side, of the face, the pain involving the supra and infraorbital region, paroxysmal, of a darting, tearing character. *Magnesia phos.* cured promptly.

"The above cases have been taken from my note book and are illustrative of the action of this remedy in neuralgia of the fifth nerve and its branches. I have also cured one case of neuralgia of the stomach where the characteristic pains were present. I have relieved colic in young children with this same remedy when *Chamom.*, *Nux vom.* and *Coloc.* had failed."

Case of tic douloureux, supraorbital, aggravated by touch, extending to the mental branch. *Magnesia phos.* cured in three weeks, though formerly it took three months.—*Hom. Obs.*, August, 1875. S. L.

Case of prosopalgia of several weeks' standing, relieved by warm cotton and aggravated by cold. *Magnesia phos.*, 12x, cured in three weeks.—*Ally. Hom. Zeit.*, Vol. 88, p. 46.

Prompt curative action of *Magnesia phos.* by Dr. Goullon. "On April 13th a patient wrote me that for nine days she had been in bed without medical help, suffering from a maddening pain. Through catching cold she got a severe trouble in the ear and then a prosopalgia on the left side, affecting the lower maxillary bone, also the frontal, and involving the whole left side of the head, back to the nape of the neck. She went to an apothecary for *Bryon.*, but he advised

Bellad., which didn't help. Deep within the ear an abscess developed, which broke two days ago, discharging pus and now water, which is quite irritating, for it has produced an eruption wherever it touched. The ear still pains; the proso-palgia remains as before. The pain is maddening, and there is high fever with sleeplessness; she doesn't sleep at night and only one or two hours in the day. She perspires freely, which is unusual with her. Yesterday she had a severe pain in the right hip, resulting from a bath. I was unable to see the patient as she, at that time, lived at Leipsic, and yet she needed help at once. What should I give her? *Silicea*? The nightly aggravation would suit this remedy, but the abscess in the ear was gone, yet the facial pain remained. *Spigel.*? There were indications for it, as I already knew she had tendency to heart trouble. She had formerly had pains in the articulations of the hand, in the arm and side, most severe at the heart. She described it as if the heart would be twisted out, with a throbbing as if something was unwound. Perhaps it was a rheumatism, located in the face, but even here *Spigel.* would be called for. Then there is *Arnica*, which has lately been extolled as a specific. Further I had some reliance on *Stannum*, which had cured for me many neuralgias that even the great nerve remedy, *Quinine*, had left untouched. The *embarrass de richesse* still increased. *Chamom.* ought to be given for the unbearable pain. Again there was *Mercury* on account of the tendency to sweating, and *Arsenic.* on account of sleeplessness.

Yet in preference to all these remedies I selected Schüssler's *Magnesia phos.*, moistened a powder of milk sugar with the 6th dilution and directed it to be dissolved in half a wineglassful of water, a teaspoonful to be taken every three hours. On April 17th, I had the satisfaction of reading the following lines: "My hearty thanks for your kind and quick assistance. I had immediate relief and I am happy and thankful. The horrible pain is gone from my face; the scalp is still sensitive, and one place which is certainly connected with the ear still pains. The ear itself pains somewhat and runs yet.—*Pop. Zeit. f. Hom.*, XVII, 13 and 14.

Right facial neuralgia, jerking, cutting pain, teeth sensitive; worse after going to bed. *Merc.* gave no relief. *Magnesia phos.* in water gave prompt relief, and has acted equally well twice since. This remedy given in another case of left sided facial neuralgia did no good. It produced, however, profuse sweat, with dread of uncovering. (W. P. Wesselhøft, M.D., from Hg.)

Chas. M., æt. 47. Has for a week or two a severe tearing, gnawing pain in region of right scapula, extending into the right upper arm, and down the forearm into the thumb, with numbness, particularly of the thumb, but without loss of motion or use of arm. The pain comes in paroxysms and is only relieved by hard rubbing and pounding of the flesh, troublesome as well daytimes as nights. Has taken several remedies, principally *Rhus tox.*, and had electricity each day for a week or more, without benefit. After taking *Culearea phos.*⁶ for a few days, the pain and numbness were much relieved, and being continued, the trouble was cured in about three or four weeks. Any return of it would be at once relieved by this remedy.

A similar case in a young lady, æt. 20, was cured by the same remedy, though she had almost complete paralysis of the hand. (C. T. M.)

A lady of healthy appearance suffered since several weeks with faceache, radiating over one-half of the face, lasting five or six hours. Warm wadding relieves.

Worse when body gets cold. *Magnesia phos.*¹² every three hours removed the pain in three days.

Lady, æt. 30, suffered since several weeks with pains in face and teeth, right side, changing locality. Appears every two or three hours and rushes about like lightning. *Magnes phos.*¹², a dose every three hours, relieved in two days.

Lady, æt. 42, with a hectic appearance, catamenia scanty, often omitting. Since two years, boring over the right eye, after a few minutes spreading over the whole right side to the lower jaw, driving out of bed. Stool torpid, little appetite. *Magnesia phos.* overcame all complaints in four days, this remedy regulated the catamenia and all subsequent attacks. (A. Plate, M.D., from Hg.)

*Kali phos.*¹², cured a case of neuralgia in the right side of the face, preceding from hollow teeth, *relieved by cold applications.* *Magnesia phos.*, given at first did not relieve, probably because there was no relief from warmth. Unlike *Phosphor.*, or *Kali*, but similar to *Pulsat.* (W. P. Wesselhœft, M.D., from Hg.)

Miss Margaret S., suffered from neuralgia, true nerve-fibre pain, darting through her head along the nerves. She had suffered intermittently for three days. Two doses of *Magnesia phos.*, cured her completely. (M. D. W., from Sehüssler.)

A severe case of neuralgia in the head. The lady had come sixty miles to attend a musical entertainment, and was compelled to go to bed on account of the pain. After suffering for several hours, I was called and relieved her completely in an hour with *Magnesia phos.*, 6x, a dose every ten minutes. (E. T. H.)

Ada D., a healthy, robust child, æt. 8. Her only symptom was a severe pain at the lower part of the sacrum, coming on after stool and lasting the entire day, until she goes to bed when it ceases. The pain is so severe as to prevent her walking or even standing. *Calcarea phos.*, gave immediate relief. (R. T. Cooper, M.D.)

NEPHRALGIA.

See Kidneys, Diseases of.

NEPHRITIS.

See Kidneys, Diseases of

CEDEMA OF THE LUNGS.

Kali phos.—Œdema pulmonum, spasmodic cough, threatening suffocation, for dyspnœa and livid countenance. Acute œdema, frothy, serous masses brought up in excess.

Natrum mur.—Œdema. Excessive accumulation of watery mucus in the lining of the lungs and bronchi, serous, frothy secretions.

OPHTHALMIA.

See Eye, Diseases of.

ORCHITIS.

Ferrum phos.—Orchitis after suppression of gonorrhœa.

Kali mur.—Primary remedy if from suppressed gonorrhœa.

Calcarea phos.—May be required later.

OTALGIA.

See Ear, Diseases of.

OTITIS.

See Ear, Diseases of.

OZÆNA.

See Catarrhal Affections.

PALPITATION.

See Heart, Affections of.

PARALYSIS.

Kali phos.—Facial paralysis, loss of stimulating power over some muscles. The mouth is distorted, being drawn over to the unparalyzed side. Creeping paralysis in which the progress of the disease is slow, there is tendency to wasting, with loss of sense of touch, etc. Locomotor paralysis, loss of motor or stimulating power. Paralysis of the vocal cords, loss of voice through relaxed or paralyzed conditions of the laryngeal muscles. Atrophic paralysis, in which the vital powers are reduced and stools have a putrid odor. All varieties of paralysis require this, the chief remedy, such as partial, paraplegia, hemiplegia, facial or ptosis. Paralysis that comes on suddenly. Infantile paralysis.

Magnesia phos.—Paralysis agitans, involuntary shaking and trembling of the hands and limbs, or of the head, an affection of the muscles. Muscular paralysis caused by a disturbed or diseased condition of the different nerve fibres which convey

the motor stimulus to the muscles. Paralysis of white nerve fibres.

Natrum phos.—Weakness of lower limbs from the knees down. Legs give under her when she walks. (Farrington, *Pennsylvania Homœopathic Medical Society*, 1875.)

Silicea.—Paralysis from tabes dorsalis.

PERTUSSIS.

See Whooping Cough.

PHTHISIS PULMONUM.

Calcarea phos.—Incipient phthisis in anæmic patients, profuse sweat, especially about neck and head. To lessen the emaciation, give also cream, kumyss, small doses of cod liver oil and carbonaceous food. Chronic coughs of consumptives. Night sweats of phthisis with cold extremities. In diarrhœa and chronic forms with but little fever.

Calcarea sulph.—Sputa purulent; sanious, mixed with blood.

Kali phos.—Shortness of breath on the least motion, putrid sputa.

Kali Mur.—Expectoration white and thick.

Natrum sulph.—Of old people, phthisis mucosa. Cough with muco-purulent sputa. Lower lobe of left lung affected.

Natrum Mur.—General malaise after the least exertion, sleepy by day, restless at night. Spasmodic periodical cough with rattling in chest and expectoration of bloody sputa, worse in the evening after lying down—congestion to head with hectic flush—chronic coryza with total loss of taste and smell. Patient always worse near the sea-shore.

Silicea.—Profuse discharge of fetid pus—nightly paroxysms of cough with tickling in suprasternal fossa—tuberculous deposits on skin, showing themselves as lumpy tumors. Emaciation, profuse night-sweats. Terribly offensive foot-sweat. Great constipation, the rectum lacks power to expel stools and hence it recedes after partial evacuation. Patient is always

cold, especially feet. Much prostration and loose, rattling cough with copious expectoration of thick, yellow-greenish pus. This remedy embraces most of the symptoms that belong to the phthisical dyscrasia, consequently it is a remedy of value for the constitutional condition in congenital or hereditary cases. Dr. Holcombe has used the 6000th potency with wonderful curative power in the last stages of phthisis.

Ferrum phos.—Breathing short, oppressed and hurried, accompanied by heat and feverishness.

CLINICAL CASES.

Mr. T., æt. 30, of a sanguine, bilious temperament, rather dark complexion, five feet ten inches high, weight in health 160 lbs., family consumptive, two sisters and a brother having already died, leaving a brother still enjoying tolerable health. Had several hæmoptyses in the summer while in the hay-field and had constantly declined from that time. Saw him the April following, he having passed through the hands of several physicians and at that time was so low that his physician said he could not live six weeks, and such was my opinion on seeing him. There was a *large cavity* in the *right lung* at the second intercostal space at about three inches to the right of the sternum; there were heavy râles in the left bronchi, with decided indications of breaking down of the parenchymatous structure, and cavernous lesions there, also the sputa was very heavy and largely *purulent*; there was the odor of the *cadaver* already present, musty and offensive enough from septicæmic influences; he had no appetite and sat up hardly longer than to have his bed made; skin had a *cold, clammy* feel, and he was drenched with *night-sweats*. Case was marked with absence of *vital warmth*; indeed, so forbidding was the case that I refused his brother when he asked me to visit him again in a week; he lived forty miles away. He was given a dose of *Silicea*²⁰⁰, every *other* night with *Sac. lac.*, and ordered to report by mail in a week. He had been very much harassed with his *night-sweats* and *cough* which was worse *from motion*. The first mail brought me the intelligence that medicine acted like a charm and wanted more of the same kind; I sent so that he got a dose of *Silicea* twice a week, and so treated him till June when he paid me a visit. Left lung appeared to be cleared up, *night-sweats* no longer troubled him, appetite was good, was steadily gaining in flesh and strength. Nevertheless in the right lung there yet remained traces of the vomica, which now was much smaller and secreting only a small amount of muco-purulent matter; he was furnished additional medicine and went home, and by the middle of July was on his mowing machine. Patient was alive four years after and enjoying fine health, and I do not know but he is to-day; no man could be more surprised than myself at these results. Were we all deceived? Three good physicians of the leading school of medicine agreed about the diagnosis, and I don't think there is left a possible ground for doubt. The case is exceptional we agree, but is it not full of suggestions? (G. N. B., in *Brigham's Phthisis*.)

The same excellent work on page 193 contains the record of another case of phthisis, where *Kali mur.* was the remedy.

Case of a lady who had been bedridden for nine months. Mrs. M.H. was given up by four doctors as beyond medical treatment. The Professor's diagnosis ran thus: Both lungs diseased, especially the right lung. The heart is greatly dilated, especially the right cavity. The lung disease produced by neglected cold. When her case was brought under treatment by biochemic measures four years ago, she was also suffering from dropsy. At the stage she came under the new treatment, it took sometimes an hour and more before she could find the right position to rest in. She would often rather spend the night on the sofa, than venture to go through the fatigue of going to bed. Her cough and expectorations very bad, breath extremely short and palpitation constant. She did not know what it was to have a good night, and rarely slept. By patiently adhering to Dr. Schüssler's remedies she has recovered greatly, her lungs are wonderfully healed up, and her dilation of heart almost removed. She now lives in comparatively fair health, so that she was able to nurse her husband during a severe illness, where night watching was necessary.

To reassure all concerned, a diagnosis was made. Dr. H., a specialist, who concurs in the statement that her right lung, of which a large portion is gone, is now fairly healed up, and dilation of heart has almost entirely disappeared. (From Schüssler.)

PLEURISY.

Ferrum phos.—For the fever, pain, stitch in the side, catch in the breath and short cough. Breathing short, oppressed and hurried.

Kali mur.—The second remedy, when there is plastic exudation. It will complete the cure.

Natrum mur.—When serous exudation has taken place during and after its course.

Calcarea sulph.—Empyæmia, pus forming in the cavity of the pleuræ or in the lungs.

CLINICAL CASES.

Boy, æt. 5, with right sided pleuritic stitch, worse when coughing and on deep inspiration. Rheumatic pains in right shoulder joint. General heat of the body, very little thirst. *Bryon.* did no good. *Ferrum. phos.*¹², every two hours, relieved entirely on the second day. I noticed an unnatural excitement about the child the day after having taken *Ferr. phos.* He desired to get out of bed and wished to run around, but was too weak and fell over, very talkative and hilarious.

A similar excitement I noticed in a lad, æt. 7, to whom I had given *Kali mur.* during a gastric fever with great benefit. (W. P. Wesselhoeft, M.D., from Hg).

Miss G. R., æt. 20, was called about midnight to see this young lady who said to be suffering from a pain in her side. I found her to be suffering from the symptoms common to an acute attack of pleurisy, high fever and severe pain in the left side of the chest. Gave her *Bryon.*³, in water. Called next morning, found the fever somewhat less but pain not relieved; continued the *Bryon.*³. Called at 4 p.m., about the same, pain still severe, gave *Ferrum phos.* in solution; called at 9 p.m., the fever had abated and the pain was much less. Called the next morning, no fever and pain nearly gone. She continued to improve and after a few days was up and about as usual. (C. T. M.)

PNEUMONIA.

Ferrum phos.—Inflammation of the lungs, it is the first and chief remedy. High fever, breathing short, oppressed and hurried. It should be given in the first stage until free perspiration is established and health is restored. Pneumonia, congestive stage. Expectoration is clear blood.

Kali mur.—Fibrinous exudation into the lung substance. The tongue is generally white coated. The mucus is white and viscid.

Natrum mur.—Inflammation of the lungs, if there is much loose, rattling phlegm, clear, serous and frothy in character and coughed up with difficulty, worse in the morning. Cough with beating headache, involuntary urination and lachrymation.

Kali sulph.—Inflammation of the lungs with wheezing, if yellow, loose, rattling phlegm be coughed up, or watery mucus. Rattling cough, especially in children.

Silicea.—Chronic, neglected pneumonia, passing over into suppuration; dyspnoea when lying on back. Deep-seated pain in lungs. Sputa profuse, greasy, fetid.

CLINICAL CASES.

Case of pneumonia of left upper lobe, with well marked crepitation and profuse expectoration of frothy, pink mucus, yellow, watery diarrhoea, green vomiting. *Laches.*, *Lycop.* and *Phosphor.* did nothing. *Ferrum phos.*, every two hours, produced immediate improvement, although we considered her moribund (she had tuberculosis); the diarrhoea and vomiting were unaffected. (W. C. Goodno, M.D., from Hg.)

Archibald Herbert, suffering from chronic bronchitis, had an attack of pneumonia. An iron moulder by trade, he was exposed to great heat; he had lain

down on a form in a state of perspiration, took a severe chill, and inflammation in the right lung was the result. His case was a bad one, complicated by bronchial affection, fever high, cough distressing, a pain deep-seated in the right side, expectoration tenacious, rusty-colored. *Ferrum phos.*, in alternation with *Kali mur.*, a dose every half-hour, was taken for twenty-four hours, then every hour. For his prostration and sleeplessness a few doses of *Kali phos.* were taken now and then. The improvement every way was very marked in two days. As the color of the sputa changed to yellow, he took *Kali sulph.* instead of *Kali mur.*; and as this condition was remedied, *Natrum mur.* and *Calcareo phos.* completed the cure in a little more than ten days. He returned to work free from inflammation and bronchitis. (From Schüssler.)

A case presented itself with the following conditions: Extensive extravasation, with solidification, great pain, hard and exhaustive cough, with characteristic expectoration, little or no sleep, after being treated for about ten days with the ordinary remedies, *Acon.*, *Bryon.*, *Phosphor.*, etc., without improvement, and as the case was assuming graver proportions than I have had for years, I placed him upon *Ferrum phos.* and *Kali mur.* in alternation. In twenty-four hours a marked and amazing improvement resulted, which continued to the termination of the disease with rapid convalescence. The case was a grave one, for the reason that he had been laid up three months with a fractured arm, and was in a very reduced condition when the pneumonia appeared. (S. Powell Burdick, M.D.)

PROSOPALGIA.

See Neuralgia.

PRURITIS.

See Skin, Diseases of.

PUERPERAL FEVER.

Kali mur.—This remedy alone may suffice for this disease, or in alternation with *Ferrum phos.*, for the exudation.

Kali phos.—Puerperal mania, when illusions, absurd notions, or violent madness sets in.

Natrum mur.—A useful intercurrent remedy in puerperal convulsions.

CLINICAL CASE.

Case of puerperal fever. Chill, followed by fever. Suppression of the lochia, milk and urine. Hilarious delirium, profuse critical diaphoresis, without thirst or much coated tongue, bowels confined and extensive tympanites over abdominal parieties. *Ferrum phos.*⁶ hourly a dose. In ten hours all uremiform symptoms had subsided; patient cheerful and comfortable.⁹ Lochia and milk secretion

returned and urine had been voided freely. A good recovery followed. (F. A. Rockwith, M. D., *American Journal Homœopathic Materia Medica*, 1875.)

RETINITIS.

See Eye, Diseases of.

RHEUMATISM.

See also Arthritis.

Ferrum phos.—If this remedy be taken steadily from the onset, it is often the only one required in rheumatic fever. Acute articular rheumatism, which is very painful, is an inflammatory febrile disease in its first stage. Acute rheumatism when any movement sets up the pain or tends to increase it. The first remedy in all acute rheumatic troubles, muscular, acute or subacute. Worse on motion. Soreness in every part of the body, especially the joints, worse on motion. Lumbago, stiff back, etc. Stiff neck from cold. "Pains, especially severe at night, preventing sleep. Marked stiffness on first moving after rest." (Arndt.)

Kali mur.—Second stage of rheumatic fever, when exudation takes place around the joints. This remedy removes swelling by restoring the non-functional cells of the excretory and absorbing structures to normal action. Rheumatic, gouty pains if movement makes them worse and if there is a white or gray furred tongue. Swelling of the parts. Pains which are only felt during motion or increased by it, if *Ferrum phos.* does not remove them altogether. Chronic rheumatism with swelling, or when all movements cause pain. Gray or white coated tongue, or white discharges.

Kali phos.—Acute and chronic rheumatism with pains disappearing on moving about, severe in the morning after rest, and on first getting up from a sitting position. Very painful rheumatism, the parts feel stiff on first attempting to rise up, improves slowly, but is increased by all exertion or fatigue. Stiffness, paralytic tendency. Laming pains, better on gentle exercise.

Kali sulph.—Rheumatic fever when the articular pains are

shifting, wandering or flitting. Rheumatic headaches. Pains in the joints, chronic or acute, that change about. Acute articular rheumatism of a shifting nature, settling in one part and then in another. Chronic rheumatism of the joints, pains worse in the evening and in warm air, better in cool air. Pains in the back, nape or limbs. "*Kali sulph.* I have repeatedly tested in wandering rheumatism, and have had very favorable results." (Dr. Schlegelman.)

Magnesia phos.—Acute rheumatism of the joints, for the violent pains, as an intercurrent remedy. Excruciating, spasmodic pains during rheumatic fever.

Natrum mur.—After the second remedy, if the symptoms correspond. Symptoms of tongue, etc. Chronic rheumatism of the joints, joints crack.

Calcarea phos.—Rheumatism which is worse at night, aggravated by heat or cold, worse in bad weather (also *Ferrum phos.*), worse from change of weather. Rheumatism of the joints with cold or numb feeling, creeping feeling in parts affected. Sensation of ants crawling on the affected parts. Numbness, lameness. Every cold brings on rheumatic pains in the joints.

CLINICAL CASES.

Dr. Feichtman, of Alsó Lendra, in Hungary, reports fifteen cases of acute articular rheumatism quickly cured by *Ferrum phos.*—*Allg. Hom. Zeit.*

Dr. Schlegelman reports the following cases: L., of Regensburg, a strong, healthy man, æt. 26, had taken cold during a state of perspiration and contracted acute rheumatism of the joints (rheumatic fever). At first the right shoulder was attacked, the patient had violent pains and high fever. *Bryon.*, which seemed decidedly indicated here, had no other effect except that the pain on the next morning had changed its seat, and had appeared in the left knee. In this way he continued for several days, under the use of various medicines. Either the one or other of several joints were affected. The most distressing pains continued day and night, and evidently the patient was greatly reduced. At last I decided to test Schüssler's medicine. I gave *Kali sulph.* The result was very favorable. The wandering pains ceased changing their location, and the pain confined itself to the right shoulder again, but was far less violent than before. Under the continued use of this medicine, the fever and pains gradually disappeared. Sleep and appetite returned, and no other joints were implicated. Eight days after giving the first dose of *Kali sulph.*, the patient was dismissed as convalescent. No relapse occurred. (From Schüssler.)

Dr. Schlegelman writes, January, 1876: "I was attacked with rheumatism the latter part of November, traveling by rail, sitting close to the window of a

draughty carriage. My whole right side was affected going, and on returning, the pains were very severe; especially worse on every movement I made. *Bryon.* eased me temporarily. I only reached home at midnight, and had a very bad night. *Bryon.* was of little use now. I applied the electric current next morning repeatedly, but it was of no avail. I then took a pinch of the *Ferrum phos.*, and, as if by magic, the pains disappeared and did not return." (From Schüssler.)

In the year 1875, Dr. Schegelman reported from Regensburg: "D. A., æt. 20, a delicate lady, who suffered in her childhood a good deal from scrofula, was attacked last winter by a severe pain in the back, in consequence of catching cold. The third to the fifth ribs were very sensitive to pressure. Violent trembling of the right foot, and at the same time of the right arm set in, the moment she attempted to move the arm, or extend the hand, and thus made all work impossible. The patient was all the more depressed about this, as in her vocation she had a good deal of writing to do. I gave many remedies, *Pulsat.*, *Rhus tox.*, *Bellad.*, *Nux vom.*, *Platina*, etc., all without effect. I sent the young lady into the country; her condition remained the same. New remedies had no better results. At last I thought to have found her remedy in *Zinc. met.*, as I had heard nothing from her for four weeks. How astonished I was to find my patient, whom I thought cured, entering my consulting room on the 30th of September, trembling worse than ever. On my inquiry why she had not called sooner, she told me somewhat timidly, she had gone to Mariabrunn to see a herbalist, and used the cure during the time. The result, as I could plainly see, had not been successful. Consequently she placed herself under my treatment again. I told her I was willing to treat her, and opened Schüssler's Therapy. I chose *Magnesia phos.* and had no reason to regret my choice, for after the first few doses (three times a day, ten grains), a decided improvement was noticed, of which I heard on the 11th of October, when I saw her again. At this date not even a trace of the trembling could be observed. She had written repeatedly after this, and even then had experienced no trembling whatever. The cure was complete, as up to date she had been doing all kinds of needlework and a great deal of writing, without any recurrence of the affection." (From Schüssler.)

Dr. Brisken was called to a case on the eighth day after seizure. All the joints were swollen, and the patient had not been able to stay in bed a single night. In the morning he received *Kali mur.* with such good results that during the next night he was able to stay in bed, and in twelve days was completely cured. (From Schüssler.)

A gentleman, æt. 70, had acute rheumatism in the shoulder and elbow-joints. He had been cupped, which made it worse. His joints were wrapped in waldwolle (turpentine wool), with no effect. He had not been in bed the last two nights, as on lying down the pains were worse. On the third day he came under Dr. Brisken's treatment. After giving him *Ferrum phos.*, the fever ceased in a few days, after which *Kali mur.* was given. In a short time complete recovery resulted. (From Schüssler.)

Dr. Brisken mentions three cases of rheumatic fever. One case was that of a bookbinder, middle aged, whom Dr. Brisken had treated three years previously for this malady. On that occasion his recovery took from eight to ten weeks. The patient was again attacked in the joints of the hands and knees, when he

received *Ferrum phos.* every hour; and as the fever had abated, *Kali mur.* was given the same way. On the fifth day he was able to return to his work. (From Schüssler.)

Miss Edith M., was attacked by rheumatic fever, excessive pain in her joints, and several much swollen. She was not able to move, highly fevered, unable to sleep. *Ferrum phos.*, a dose every hour for one day, and *Kali mur.* in alternation, removed all pain in two days. She continued the remedies for a little time longer, and made a rapid recovery. (M. D. W. From Schüssler.)

Edward B., æt. 12, had been complaining a few days when pains began in all the principal joints, but mostly in wrists and elbows, attended with redness and swelling, with some fever; there was most pain on moving, and he had to sit quiet to be in any comfort. Gave him *Ferrum phos.*⁶ dissolved in one glass and *Kali mur.*⁶ dissolved in another, to be taken alternately every two hours while fever lasted, then continue *Kali mur.* alone. These remedies soon relieved him and he was out in a few days. A second attack the next year was cured by the same remedies in a short time. (C. T. M.)

Robert D., æt. 34. This patient lives on the bank of the lake and goes frequently into the water, and also gets often wet while fishing and shooting. Has had pains about him for a year or two at times. They are sometimes in one joint and then in another, seem to shift about, and are becoming very troublesome, hindering him from work, and he desires a remedy if possible. I gave him *Kali sulph.*⁶, several powders, one to be dissolved in water, a dose four times each day. This remedy, after a few weeks, completely cured his trouble and he has not complained now since a year or more. (C. T. M.)

May, 1879, J. D., a man, æt. 69, had been complaining for several weeks of pains in the limbs, which settled in the right leg, from the hip down to the ankle, but were worse at the joints, being of a shifting nature—intermittent—sometimes shooting and darting like lightning, causing the patient to change his position frequently. Warmth gives him relief. He is unable to leave his bed; is almost in despair, thinking he is dying. *Magnesia phos.*, a dose every three hours. The improvement on taking this remedy was marked and rapid, but whenever he stopped with the medicine, he felt worse again. By continuing steadily with *Magnesia phos.* a complete cure was effected. (From Schüssler.)

I was called to attend a girl, æt. 12, she had had, some time ago, an attack of rheumatic fever. I found the little patient, who had been taken ill the previous day, in bed. The joints of both knees were swollen, somewhat red, and very painful. The joints of the vertebræ, at the nape of the neck, were implicated, and every movement out of the constrained position of the neck and back were very painful. Her friends expected that salicylic acid would be applied, which they had already seen used, but I gave *Ferrum phos.* and *Kali mur.*, alternately every three hours. Next day, to the astonishment of the friends, the fever and pains were less, and knees were quite free from pain. Now I ordered *Kali mur.*, to be given alone for the swelling, and the next morning on my return I found all the symptoms worse. I repeated the *Ferrum phos.* again, and there was a rapid improvement. But in the same degree as the pains were leaving and the swelling decreasing, spasmodic pains in the abdomen set in. There was also an occasional vomiting of bilious matter. As soon as these latter symptoms came on, I ordered the little patient some *Magnesia phos.* dissolved in water, in frequent sips, which

removed all these symptoms in twenty-four hours. *Ferrum phos.* and *Kali mur.* were continued in less frequent doses. Six days after my first visit the patient was able to leave the bed, and was quite well. (Dr. Schlegel, from Schüssler.)

July 29th, 1879. From the reports of a Medical Congress at Dortmund, by Dr. Stens, Jr.: "I should like to report on a case of rheumatism, which was cured by *Ferrum phos.* in a very short time, after having tried several of the most reputed remedies which seemed indicated. A lady, æt. 42 (catamenia normal, though scanty), had been treated by me for the last few years. She suffered from digestive derangement, and sometimes from violent attacks of migrim. This lady awoke one morning with a violent pain in the right upper arm and region of right shoulder, being of a tearing nature. She had walked the previous evening through a damp meadow, getting her feet wet. The pains were worse if she moved her arm quickly, but easier on moving it very gently. She was therefore keeping it constantly in motion. The parts affected were painful on being touched. Several nights perspiration had been excessive, and afterwards made its appearance every morning between two and three o'clock, when the pains were always worse. The patient also complained of a pain in the right hand and powerlessness, which prevented her from lifting anything heavy. She often felt rather exhausted, and had to lie down. I gave her no less than five remedies, which seemed to suggest themselves, but without success. From the lady's anæmic condition, and partly Dr. Schüssler's recommendation, made me think of iron. I prescribed his own preparation of *Ferrum phos.*, as much as would cover a sixpence, to be taken night and morning. The result was, that after taking the medicine for six days, the pains, with their accompanying symptoms, did not return, even though soon after this, wet weather set in, when she had generally felt her pains to be much worse. (From Schüssler.)

Miss A. W., æt. 10½, was taken with a chill on January 1st, 1884. The next day I found her with very high fever, pulse 120; severe pains in back and limbs; nausea and vomiting; joints, small and large, greatly inflamed; hands, feet and limbs œdematous. Could not bear to be touched or moved. Great sensitiveness in every part of the body and limbs. Pains became very much worse at night, increasing to such an extent that her screams could be heard by the neighbors on either side of the house. Constant ery for cold water; vomiting of food and drink almost as soon as swallowed. Tongue coated yellow, with horrible bitter metallic taste. Great prostration. Hereditary, gouty-rheumatic and dropsical diathesis. Has had for some time back a ravenous appetite, especially for sweet things, which was freely indulged. Treatment: After wasting much of the first week with various remedies with no improvement, I determined to adhere to the system of Schüssler. For the fever, vomiting of food and drink and the inflammation, I gave *Ferrum phos* 6x. Pains aggravated at night, *Calcareæ phos.* 6x; for rheumatic gout, œdema, dropsy, yellow-coated tongue with bitter taste, *Natrum sulph.*, 3x, about ten grains in half a goblet of water, a teaspoonful every other hour in alternation with the first two, which were given dry and at the same time. From the commencement of this treatment decided improvement began, and by the fourteenth day of her sickness she was able to sit up. Previous to her sickness she had become so stout that she could not stoop to button her shoes, and her cloak could scarcely be buttoned around her. Indeed, it was so uncomfortable buttoned, that she would go with it open almost all the time. After

her recovery she was able to stoop, and her cloak could be lapped several inches. — *Eclectic Medical Journal*. E. H. Holbrook, M. D.

Dr. Sulzer, of Berlin, reports a case of fever and violent pain in the right shoulder joint, high temperature, full and rapid pulse, thirst and loss of appetite. Shoulder red, swollen and sensitive to pressure. The pressure of the pillow was unbearable. *Ferrum phos.*, 6x., cured — *Allg. Hom. Zeit.*

RICKETS.

Calcareo phos.—In delicate children caused by soft sponginess of the bone from want of phosphate of lime molecules.

“Skull soft and thin with crackling noise when pressed upon, delayed closure of fontanelles, sallow, earthy complexion, face pimpled, retarded dentition, emaciation, lateral curvature, swollen condyles in both extremities, spina bifida, non-union of broken bones, systemic dyscrasias. Potts' disease, shrunken children, hard lumps on the cranium, diarrhœa during dentition with much flatus, cold tremors, child cannot hold head upright.” (Arndt.)

Its principle indications are the fontanelles which remain wide open, the diarrhœa and the emaciation of the child. (Raue.)

Kali phos.—Atrophy of the bones with putrid smelling discharges from the bowels.

Natrum mur.—Particularly useful when the thighs are notably emaciated and the disease in its early stages, with slight pliability of the bones. (Gilchrist.)

Silicea.—Open fontanelles, head too large and rest of body emaciated, with pale face, abdomen swollen, hot, ankles weak, profuse head-sweat and body dry, likes wrapping up warmly, offensive diarrhœa, stools contain undigested food, with great exhaustion, but painless, inflammation, swelling and suppuration of glands and bones, ulceration and necrosis, cellular inflammations, boils. Abscess, etc., with tardy recovery and subsequent induration. (Lilienthal.)

CLINICAL CASES.

Dr. Knüppel, of Magdeburg, reports (*Allg. Hom. Zeit.*, 1882, p. 4) cases where formerly children had been born rachitic, which through exhibition of *Calcareo phos.*³ during last months of pregnancy had entirely prevented it, and children were born healthy though all former children were rachitic.

SCARLATINA.

Ferrum phos.—Simple cases of scarlet fever. (In alternation with *Kali mur.*)

Kali mur.—Often suffices in mild cases with *Ferrum phos.*

Kali phos.—Desquamation, skin peels off, it assists desquamation and formation of the new skin, also for the development of the rash.

Natrum mur.—Drowsiness, twitching and vomiting of watery fluids.

Silicea.—Scrofulosis, glands swollen and threaten to suppurate, boils, abscesses, subsequent induration of glands from tardy convalescence.

CLINICAL CASES.

A. S., the child of a post official visiting here, was taken ill with an attack of very slight scarlatina. The rash had disappeared after scarcely twenty-four hours. The throat symptoms, at first threatened to be severe, disappeared in three or four days. On the seventh day almost complete retention of urine set in, as in twenty-four hours only a very small quantity was passed, although the child drank a good deal. The urine contained some albumen, the feet were swollen, the abdomen very much distended. As the child was all this time in high fever, and at night delirious, I advised the parents on my visit on the morning of the eighth day to consult a second physician. Dr. Gerster, who was called in to consult with me, agreed completely with my diagnosis. When I told him that I had not had any results from any of the medicines such as *Bellad.*, *Canthar.*, and *Arsenic.*, we agreed to give *Kali mur.*, every two hours a small powder. In the evening the little one was already better. She had passed a tolerable quantity of urine free from albumen, the pulse steadier, the skin moist. The following night the little girl slept quietly for several hours. In the morning almost free from fever, and could be considered convalescent. We continued the use of *Kali mur.*, and a few days after she was able to return home perfectly well. (From Schüssler.)

Dr. Holbrook reports a case of scarlatina (*Southern Journal of Homœopathy*) treated with *Kali mur.*²⁰⁰ alone, making a good recovery, and given to the rest of the children in the home prevented them having it, though with the sick one nearly constantly.

SCIATICA.

Kali phos.—Affection of the sciatic nerve which extends down the back of the thigh to the knee, dragging pain, torpor, stiffness, great restlessness and pain, nervous exhaustion, lack

of motor stimulus, moving gently for a time gives relief, neurasthenic type.

Natrum sulph.—Sciatica when symptoms of constitutional gout exist.

Magnesia phos.—Sciatica with excruciating, spasmodic pains.

Natrum mur.—Tensive pain in the right hip-joint and knee of a remittent character, painful contraction of hamstrings, limb emaciated and painful to touch, pains renewed or increased in a recumbent posture, even in daytime, more towards noon, relieved by heat. Chronic cases after Quinine.

CLINICAL CASE.

Mr. B., had been suffering for seven months with sciatica in left leg, the pain was very severe and fast undermining his health; he had been treated by a very skilful physician all of this time, and almost every known remedy was tried until the physician himself gave up the case and said that he could do nothing more. I was called, found patient suffering with a dull, tensive pain extending the whole length of the sciatic nerve of the left leg, worse on slightest motion; prepared a small powder of *Kali phos.*, 6x, in half a glass of water, and gave a teaspoonful every ten minutes for an hour when the pain was much better; patient then slept until morning. Next night the pain returned, gave same remedy but with no result. The next night, gave *Kali phos.*¹² and very soon the pain was relieved, continued *Kali phos.*¹² every two hours, a small powder dry for a week and then four times a day for a month; once during that time he had a slight attack, which was soon stopped by putting one of the powders in a half a glass of water, and giving a teaspoonful every ten minutes for awhile. A year has passed and there has been no return of the trouble. (G. H. Martin, M.D.)

SEPTICÆMIA.

Kali phos.—Septic hemorrhages of putrid blood.

SKIN, DISEASES OF.

Ferrum phos.—Inflammation of the skin when there exists either fever, heat, pain, throbbing or redness, pimples, redness, heat and congestion of the skin.

Kali mur.—ACNE. Pimples on the face with thick white contents, caused by a disturbed action of the follicular glands.

ECZEMA. Crusta lactea, scurfy eruptions on the head and

face of little children. This is the principal remedy in alternation with *Ferrum phos.*, arising from vaccination with impure lymph. Eczema resulting from deranged uterine functions, characteristic tongue, dry, flour-like scales on the skin. Albuminoid discharge from the skin with white tongue. Vesicular eczema, albuminoid secretions or contents.

ERUPTIONS. Acne, pustules, pimples, etc., connected with stomach derangements, white tongue accompanied with deranged menstrual periods, sero-fibrinous secretions.

ERYTHEMA. After *Ferrum phos.* if swelling be present.

HERPES ZONA. Shingles, vesicles encircling half of the body like a belt, white tongue.

WARTS. On the hands, also externally.

SYCOSIS. Primary remedy.

BUNIONS. Chilblains and lupus, principal remedy.

Kali phos.—ECZEMA. If nervous irritation and oversensitiveness accompany it. Greasy scabs with offensive smell; secretions of the skin, irritating, causing soreness of the parts, itching with a crawling sensation, gentle friction agreeable, excess causes sore, chafed skin, bloody, watery secretions, excessive, offensive perspirations.

CHILBLAINS. On toes, hands and ears, tingling and itching pain. Recent, not suppurating.

MALIGNANT PUSTULE. Blisters and blebs all over the body, watery contents, skin withered and wrinkled.

Kali sulph.—Dryness of the skin from suppressed skin diseases. Dread of hot drinks.

ECZEMA. Discharge of yellow, effete matter, eczema suddenly suppressed with other symptoms of this drug.

ERUPTIONS. Suddenly receding through a chill or from other causes. Diseased condition of the nails, interrupted growth, skin scales freely on a sticky base. Sores on the skin, with yellow watery secretion on limited portions, with peeling off of surrounding skin.

DANDRUFF. Yellowish or white scales on the scalp (also as a wash), falling off of hair, lower lip dry and scaly.

“The internal use of *Kali sulph.*, a dose every four hours, has invariably cured every case of tinea capitis. I rely upon this

remedy exclusively, using no wash or greasy ointments whatever." (A. P. Davis.)

Natrum mur.—ERUPTIONS. With clear watery contents, small vesicles or blisters with colorless watery contents, forming into thin scabs or crusts which fall of and readily form again.

ECZEMA. White scales, eruptions with watery contents from eating too much salt.

INTERTRIGO. Soreness of the skin in children with watery symptoms, white scales on the scalp. Intertrigo between thighs and scrotum with acrid discharge and excoriation.

PEMPHIGUS. Fluid from blisters and blebs like water.

RUPIA. Blisters, not pustular eruptions.

SYCOSIS. If watery symptoms correspond.

DANDRUFF. White scales on the scalp.

HERPES ZOSTER. Second remedy, herpetic eruptions occurring through the course of any disease.

Effects of bites of insects (externally), warts in the palms of the hands. Urticaria and miliary eruptions.

Natrum phos.—Soreness, chafing of the skin in children.

ECZEMA. With symptoms of acidity, secretions creamy, honey-colored, golden-yellow scabs. Crusta lactea.

ERYTHEMA. Rose rash (with *Ferrum phos.*), sore patches on the skin, yellow, creamy discharge, hives, itching all over the body like insect bites.

Natrum sulph.—Chafing of the skin in children with bilious symptoms.

ECZEMA. Vesicles, eruptions containing yellowish, watery secretions. Yellow scales.

PEMPHIGUS. Watery vesicles or blebs all over the body.

WHEALS. Containing a yellow watery secretion. Œdema of the skin.

Silicea.—Itching exanthema, small pustules filled with lymph, dying quickly. Small wounds suppurate profusely. Phagedenic ulcers, carbuncles. Suppurative processes in the skin. Acne, burns by day. Pemphigus, zona, rhagades, rose colored blotches. Erysipelas with suppuration. Boils come in crops. Malignant pustules.

Calcarea phos.—Chafed skin, excoriation, itching of the skin

ECZEMA. Eruption of the skin, with yellow, white scabs and vesicles (albuminous, white of egg contents), anæmia, bloodlessness of the skin.

FRECKLES. Lessened by this remedy.

HERPES. Itchings acute or chronic, intercurrently.

LUPUS. If partial manifestation of scrofulosis.

PRURIGO. Pruritis, troublesome itching of the skin, often in old people (4x tr.), alternately with *Kali phos.*

ACNE. In young people during puberty.

PERSPIRATION. Too frequent or excessive, especially if about the head, vesicular blisters with albuminous contents, tubercles on the skin.

Calcarea sulph.—Scald head of children, if there be matter discharge or yellow mattery crusts, festers, etc. Pimples, if matter forms on their heads, pustules, nodules, suppurating mattery scabs, suppuration of the skin, sores discharging pus or sanious matter.

CHILBLAINS. Discharging pus.

Calcarea fluor.—Chaps, cracks of the skin, also use externally with vaseline, fissures in the palms of the hands, fissures of the anus, horny skin, suppurations with callous hard edges.

CLINICAL CASES.

Eczema in a child, on cheeks, chin and behind ears, skin swollen and inflamed and underneath it indurations. Pustules developed early, cured in one week by *Kali mur.*, 6x, every four hours. (D. B. Whittier, M.D., *Trans. Mass. Hom. Society*, 1886.)

Dr. H. Goullon reports in the *Pop. Zeit. für Hom.*, April, 1885, a case of sycosis cured by *Calcarea sulph.*⁶; the case presented the yellow purulent conditions calling for this remedy.

Dr. S. writes: Mrs. S., æt. 24, of Regensburg, who had been suffering for several years from lichen, had used various well-known medicines, which had done her no good. I tried various remedies, and at last cured her. A few months ago she came again, and the lichen was worse than ever. My former remedy had no effect; and with several others, *Arsen.*, etc., it was no better. I gave her *Calcarea sulph.*, night and morning in quantities as large as a bean, and in a fortnight the cure was complete. (From Schüssler.)

Case illustrative of the beneficial action of *Calcarea sulph.* in pemphigus foliaceus.—*Allg. Hom. Zeit.*, 1882, p. 42.

Julia C., æt. 3, eruption all over the face and on the hands, which are kept covered to prevent scratching; has been afflicted eight months and been under the best allopathic treatment without benefit. Gave her at first *Kali mur.*⁶ in solution. This remedy was continued for some time but without much benefit, if any. Gave her then *Calcarea phos.*⁶ in solution. This remedy produced a change for the better in a week, and it being continued cured the case in two months. The heat of the following summer seemed to produce a relapse, when the same remedy again cured it, and she remains well. (C. T. M.)

Case of skin disease lasting for years, consisting of a recurring eruption of fine red pimples and when very severe, the pimples run together, the surface presenting a red, swollen appearance, a strong alkaline fluid oozes out copiously; after this exudation the inflammation subsides and the cuticle comes off in fine scales. Eruption itches and stings intensely, and although formerly relieved by cold water, the irritation has become relieved lately by heat. He has also used Acetic acid, except on the face, which allayed the itching and redness. He has taken in the last year Fowler's solution of *Arsenic*, but without relief. The attacks are worse in the fall and spring, and the eruption is mostly on the face, arms and chest. Constipation is present. After using *Kali sulph.* a few days, commenced having boils and had a great many, after which the skin was better than it had been for years; bowels also better.

In another case, a great deal worse, having lasted twenty-five years, the scaly eruption mostly on arms, relieved by hot water, entirely disappeared, but returned a year after, when the same remedy in repeated doses of the 30th, finally the 200th brought relief. (C. Hg.)

*Kali mur.*¹², given for gleet, the discharge having a milky appearance, produced no visible effects upon the flow, but increased very markedly the dandruff on the head, which fell in small white flakes over the coat collar, accompanied by itching. (W. P. Wesselhæft, M.D., from Hg.)

Lady, blonde, æt. 20, fair skin ordinarily. Consulted the writer for erythema. For two days cheeks were swollen, fiery red and burnt like fire, no itching, eruption or roughness. One dose *Ferrum phos.*, *M.M.* (*Swan*). In thirty minutes the burning, fiery redness was gone and there was no return, the cure being perfect. (Boardman, *London Homœopathic World*, 1833.)

Case which had suffered from effects of ivy poisoning (*Rhus tox.*) for eight months. Was formerly treated by external remedies, but has repeated broken out again with small, hard, herpetic vesicles, forming into a thin scab, with itching and some moisture. The eruption appears in the left axilla, about the neck and on the backs of both hands. She has a sensation of faintness at stomach and befogged feeling in head, fearing to lose her reason. Very vivid dreams. *Sulphur*, *Rhus* and *Sepia* had no beneficial effect. Two doses of *Kali sulph.*¹², taken in water morning and evening for four days, cured the case in four weeks. (W. P. Wesselhæft, M.D., from Hg.)

Case presenting the following symptoms: Bald spot as large as a silver dollar on left side of the head. Hair falls out easily when combing, all over the head, also of beard. Came on after gonorrhœa a year ago, and has probably taken much potash. *Lycop.*, *Natrum mur.*, were of no avail during four or five months. After taking *Kali sulph.*¹², every third day a powder for three weeks, the hair ceased falling and the bald spot is covered with hair. (W. P. Wesselhæft, M.D., from Hg.)

Th., æt. 15, thick crop of papules on forehead, face and both hands, red looking, *itches and burns in daytime only*. The spots on forehead are much worse when he takes off his hat. Not at all annoyed in the evening when warm, or at night. The entire eruption vanished in less than a fortnight under *Silicea*.³⁰ (R. T. Cooper.)

SLEEP, DISTURBANCES OF.

Magnesia phos.—Sleeplessness after exhaustion or lack of brain nutrition. (J. C. Morgan).

Ferrum phos.—Insomnia from hyperæmic conditions.

Kali phos.—Sleeplessness after worry or excitement, wakefulness from nervous causes. The true remedy restores normal stimulating power in the gray nervous matter and consequent contraction of the arteries, which diminish the flow of blood to the brain, and natural healthful sleep results. Sometimes a course of this remedy is needed. Somnambulism of children requires a steady course of this remedy. Yawning, stretching and weariness. Nervous, sometimes with weak feeling or feeling of emptiness at the pit of the stomach. Sleeplessness due to business worry.

Natrum phos.—Drowsy feeling yet not sleepy.

Kali sulph.—Very vivid dreams.

Natrum mur.—Excessive sleep traced to an excess of moisture in the brain substance. Sleepiness, the natural amount of sleep is unrefreshing. Constant and excessive desire to sleep. Drowsiness, saliva dribbles from the mouth. Sleeplessness with great nervous irritability, associated with coldness of legs.

Natrum sulph.—Drowsiness often the precursor of jaundice, when there exists a grayish or brownish-green coated tongue and other bilious symptoms.

Calcarea fluor.—Vivid dreams not unpleasant, but with sense of impending danger, death, etc.

CLINICAL CASES.

A gentleman, who had suffered from great sleeplessness, depression and occasional tendencies to suicidal mania, writes: I do not know how to thank you for the medicine you gave me; it has done me so much good. I have taken the *Kali phos.*, and occasional doses of *Kali mur.* very faithfully, and will continue to do so as it keeps me right. (From Schüssler.)

Mrs. W., æt. 60, much sleeplessness with great nervous irritability and coldness of extremities for three months. She cannot keep them warm in any manner, coldness is subjective but not objective. *Natrum mur.*⁵, 6th trit., promptly cured the insomnia, "soothed her nerves" and cured the other symptoms. (J. C. Burnett, M.D.)

SMALL-POX.

Kali mur.—This is the principal remedy; it controls the formation of pustules.

Ferrum phos.—If the fever be high, alternately with *Kali mur.*

Kali phos.—Putrid conditions, heavy odor, exhaustion and stupor. Adynamic symptoms indicating blood decomposition.

Calcarea sulph.—Pustules discharging matter.

Natrum mur.—Salivary flow, confluence of pustules and drowsiness.

Kali sulph.—To promote the formation of healthy skin and the falling off of the crusts.

SORE THROAT.

Ferrum phos.—Throat dry, red, inflamed, with very much pain (very frequent doses), reduces congestion, heat, fever, pain and throbbing in ulcerated sore throat, sore and inflamed palate, acute stage of laryngitis. Burning of the throat with pain.

Kali mur.—When swelling of the glands or tonsils sets in, give this and *Ferrum phos.* alternately. Throat ulcerated with whitish or grayish patches or spots, and the characteristic white tongue.

Kali phos.—Gangrenous sore throat.

Natrum mur.—Enlargement of the throat. Goitre if with watery secretions. Inflammation of the mucous lining of the throat, transparent mucus covering the parts, relaxed uvula.

Natrum phos.—Tonsils coated with a yellow creamy mucus, raw feeling, moist deposit on the tongue mornings, looking yellow.

Calcarea phos.—Clergyman's sore throat, as intercurrent.

Calcarea sulph.—Suppurating sore throat (see tonsillitis), ulcerated sore throat, yellow matter, last stage.

Calcarea fluor.—Relaxed condition of the uvula, tickling in the larynx.

STOMATITIS.

See Mouth, Diseases of.

SPINE, DISEASES OF.

Kali mur.—*Tabes dorsalis*, wasting of the spinal cord.

Kali phos.—Idiopathic softening of the spinal cord with molecular deadening of the nerve centres. "Spinal anæmia from exhausting diseases such as diphtheria, reflex paraplegia, with laming pains aggravated by rest, but most manifest on beginning to move about." (Arndt.)

Natrum phos.—Spinal anæmia. "Paralytic weakness of the lower extremities, with general prostration, heaviness and sensation of fatigue, especially after a short walk, or ascending steps, legs give way, so as to be unable to progress further." (Arndt.)

Calcarea phos.—Spinal curvature, spinal weakness. "Cramp-like pain in the neck, pains and aches between the scapulæ, backache and pains in the lumbar region, curvature of spine in the lumbar region, abscess near the lumbar region, *tabes mesenterica*, rachitis, open fontanelles, flabby, emaciated, shrunken children, disposition to furuncles and ulcers, peevish and fretful children, worse from bodily exertion, worse in the open air." (Arndt.) Inflammation proceeding from disease of the bony structure of spine.

Calcarea fluor.—*Spina ventosa*. Spinal anæmia.

Silicea.—When the bony structure of the spine is affected, myelitis, coccyodynia, spondylitis.

SPINAL IRRITATION.

Natrum mur.—Easily fatigued, weakness from slightest exertion, restlessness of limbs, pain in back and sensitiveness of spine. Headache on walking. Salty taste and repugnance to food. Vision becomes dim after reading, at times only half an object visible.

Silicea.—Spinal irritation alternating with offensive foot-sweat. Spinal irritation of children depending on worms, markedly aggravated at the time of the new moon. Spinal irritation with stiffness of nape of the neck with headache. Weak back and paralyzed feeling in lower extremities. Burning in back, constant aching in centre of back. Coccyx painful. Patient is very sensitive to the least noise, has rough and yellow finger nails, icy cold feet even in bed. Unhealthy skin, every little injury suppurates. Feels better from warmth in general.

Calcarea fluor.—Backache simulating spinal irritation, with weak, dragging, down-bearing pain. Bowels confined.

SPINAL MENINGITIS.

Natrum sulph.—Violent pains in back of neck and head. Drawing back of the neck and spasms of the back, together with mental irritability and delirium. In the spinal meningitis of to-day, if all the remedies in the *Materia Medica* were taken away from me and I were to have but one with which to treat that disease, I would take *Natrum sulph.*, because it will modify and save life in the majority of cases. It cuts short the disease surprisingly when it is the truly indicated remedy. The violent determination of blood to the head that we find in this disease, clinically, is readily relieved. (T. J. Kent.)

SPERMATORRHŒA.

Natrum phos.—Emissions every night, sexual desire almost gone. Semen thin, watery, smells like stale urine.

Natrum mur.—Discharge of prostatic juice. Pollutions, followed by chilliness and lassitude and with increased sexual desire.

Silicea.—Sexual erethism, with paralytic disease.

ST. VITUS' DANCE.

See Chorea.

SPASMS, CONVULSIONS, ETC.

Ferrum phos.—Convulsions with fever in teething children.

Kali phos.—Fits from fright with pallid or livid countenance.

Magnesia phos.—Cramps in any part of the body, legs, throat, larynx, etc., writer's cramp. Muscular contraction, twitchings and spasms. Convulsions with stiffness of the limbs or body, thumbs drawn in, fingers clenched, etc. Overstimulation of nerve fibres. Convulsive twitchings of the corners of the mouth. Spasm of the throat on attempting to swallow, spasmodic stammering. Tonic spasms, violent contractions and rigidity of the muscles during longer or shorter intervals. Tetanus, lockjaw (rub it into the gums). Tetanic spasms.

Calcarea phos.—Convulsions from teething without fever, if *Magnesia phos.* fails. Fits during development in childhood, in youth or in old age, where the lime salts are at fault. In anæmic, pale patients, in the strumous and scrofulous.

CLINICAL CASES.

Spasms with contractions of the fingers, open eyes, during intervals has a spasmodic cough. *Magnesia phos.*, 9x, cured. (Raue's *Record Homœopathic Literature*, 1875.)

A. R. V. G., a young lady, æt. 18, had visited, along with her mother, in the past summer (1875), a hydropathic establishment. Without being ill, she had used the baths, even during her catamenia. Immediately after this she took violent spasms or cramps, which set in daily, and continued after having returned home. A medical man was consulted, as the disease increased in spite of the different medicines she took. A second doctor was consulted, who quite agreed in the diagnosis as well as the treatment adopted by his colleague. Injections of morphia, very strong and repeated several times daily, were the main remedies applied; but the distressing ailment could not be removed; on the contrary, the cramps increased in violence and frequency. The medical men in attendance finally declared that there was no chance of improvement until the patient would take some steel baths in the spring. The parents were afraid that their daughter would not live to see the spring, and if she did, that she would not be fit to be removed. They, therefore, telegraphed requesting a visit from me. On the 6th of September last I saw the patient for the first time. I had known her formerly and was astonished to see, instead of the blooming, healthy girl she had been, a pale, emaciated figure whom I should not have recognized. During my presence she had an attack, her features were distorted, the eyes turned upwards, froth came to the mouth, and then a

fearful paroxysm of beating and striking with the hands and feet, such as I had never seen before. This was only the commencement. Suddenly the trunk of her body was contorted in an indescribable manner, the back of the head pressed deeply into the pillows, the feet forced against the foot of the bed, her chest and abdomen became arched like a bridge, drawn up almost half a yard. In this unnatural position she was suspended several seconds. Suddenly the whole body jerked upwards with a bound, and the poor sufferer was tossed about for some seconds with her spine contracted. During the whole attack, which lasted several minutes, she was quite unconscious, pinching and slapping had no effect, dashing cold water in the face or applying burnt feathers to the nostril were ineffectual, the pupils were quite insensible to the light. *Ignat.*, which I ordered, had no effect; *Cupr. met.* acted better, but only temporarily, *Bellad.*, *Ipec.* and *Pulsati.* (the latter for suppressed catamenia), were of no use. The attacks did not increase, neither did they decrease in the least degree. The morphia injections, too, were continued at the desire of her friends. When at my visit on the 4th of October, the spasms came on again with such violence that the bedstead gave way, I consulted Schüssler's Therapy, and ordered *Magnesia phos.* After taking this remedy on the 10th of October the catamenia appeared, but her condition otherwise was in no way changed. The spasms continued with the same violence. Then remembering Schüssler's injunction to use *Calcarea phos.*, where *Magnesia phos.*, though indicated by the symptoms, proves ineffectual, I gave her *Calcarea phos.*, on the 16th of October, a full dose every two hours. Immediately the spasms became less frequent. On the sixth day there was an attack, weak and of short duration. From this date she had peace till the 6th of November, the day of the return of the catamenia, which was preceded by a short slight attack. On the 14th of December I had a call from the young lady, looking well and blooming, who wished to consult me for a slight bronchial affection. She told me she was entirely cured of her attacks, and at the beginning of December she had been quite regular, without experiencing any inconvenience. (From Schüssler.)

A very interesting case came under my treatment, which deserves the attention of the profession. I was called to a lady advanced in years. She had been suffering for nearly five weeks from fearful attacks of convulsive spasms. During the last twenty-four hours she had thirty attacks. The spasms darted through her body like an electric shock, so that she fell to the ground. The attack lasted a few minutes, after which she felt well enough but rather exhausted. The sufferer did not venture to leave her bed now, afraid of being injured. She had been treated by her first doctor with *Flor. Zinci.*, Fowler's solution, and friction, but without success. When I saw the lady, I thought of trying Schüssler's functional remedies. Knowing that *Magnesia phos.*, *Kali phos.*, and *Calcarea phos.*, are prescribed for allaying spasms, I chose the latter, *Calcarea phos.*, under the circumstances. Next day, to the astonishment of those about her, I found the old lady walking about the room. She met me with a smile, exclaiming, "Ah! Doctor, my spasms are cured." And so it was. She had not had another attack. (Dr. Fechtmann, from Schüssler.)

Dr. F., of Alsö, Hungary, reports: I was requested to go into the country to see a man who had been suffering the last three days from spasmodic, convulsive sobbing. He was lying in bed. Subcutaneous injections of morphia, friction with chloro-

form and sinapisms (mustard poultices) were all of no use. Although the sobbing was mitigated for two or three hours, it returned with more violence than ever. I gave him a powder of *Magnesia phos.*, in half a tumblerful of water. After the second tablespoonful the sobbing ceased altogether, to the astonishment of all those present. (From Schüssler.)

SUNSTROKE.

Natrum mur.—The pathological conditions of this affection arise from sudden abstraction of moisture in the tissues at the nape of the neck; *Natrum mur.* is the chief remedy in these conditions.

SYPHILIS.

Ferrum phos.—Bubo with heat, throbbing or tenderness.

Kali mur.—Soft chancre, the principal remedy throughout (3x tr.) and also externally as a lotion; chronic stage of syphilis. In bubo for the soft swelling,

Kali phos.—Phagedenic chancre and bubo.

Kali sulph.—Syphilis with the characteristic symptoms, evening aggravation, etc.

Natrum mur.—Chronic syphilis, serous exudations, etc.

Natrum sulph.—Condylomata of anus, syphilitic in origin, externally and internally.

Silicea.—Chronic syphilis with suppurations or indurations. "Ulcerated cutaneous affections where Mercury has been given to excess, nodes in tertiary syphilis; caries and necrosis with discharge of offensive pus." (Arndt.)

Calcarea sulph.—In bubo to control suppuration (with *Silicea*). Chronic suppurating stage of syphilis.

Calcarea fluor.—Chancres hard and indurated.

CLINICAL CASE.

Chaneroid ulcers surrounded by congested areola, grayish exudation covering surface. Deep excavations, wider at bottom, painful micturition. *Kali mur.* every three hours. Improvement soon set in, the pain on urinating disappeared and the ulcers rapidly healed. (F. A. Rockwith, *American Journal Homœopathic Materia Medica.*)

TEETHING.

See Dentition.

TESTICLES, DISEASES OF.

Ferrum phos.—First stage of orchitis, inflammatory conditions, pain, etc.

Kali mur.—Primary remedy if from suppressed gonorrhœa. Hydrocele in little boys.

Calcarea phos.—Orchitis, hydrocele, if *Natrum mur.* fails.

Calcarea fluor.—Dropsy of the testicles. Indurations of same.

TINNITUS AURIUM.

See Diseases of the Ear.

TONGUE.

Calcarea sulph.—Coating, yellow at base, clay colored. Flabby, inflammation when suppurating, taste sour, soapy, acrid. Inflammation of the tongue when suppurating.

Ferrum phos.—Inflammation of the tongue with dark red swelling.

Kali mur.—For the swelling in glossitis. Coating white, dry, grayish-white, slimy.

Kali phos.—Inflammation of the tongue when excessive dryness occurs, or exhaustion. Coating like stale, brownish, liquid mustard, excessively dry in the morning, as if it would cleave to the roof of the mouth. **Brown tongue.**

Kali sulph.—Coating yellow, slimy, sometimes with whitish edge. Insipid, pappy taste.

Calcarea phos.—Swollen, stiff, numb, white furred, pimply.

Natrum mur.—Coating slimy, clear and watery, especially when small bubbles of frothy saliva cover the sides and tips. Loss of taste, mapped tongue.

Natrum phos.—Coating at the base moist, creamy or golden-yellow. Blisters and sensation of hair on tip of tongue.

Natrum sulph.—Coating dirty brownish-green or grayish-green. Taste bitter and sour. Slimy tongue, burning blisters on tip. Red tongue.

Silicea.—Induration of the tongue, hardening.

Calcarea fluor.—Cracked appearance of the tongue with or without pain. Induration of the tongue, hardening after inflammation.

Magnes. phos.—Yellow, shiny coating especially with pain in bowels and pressure in stomach.

NOTE.—The coating of the tongue does not always wholly influence the choice of a remedy in all affections of the tissues. It has, however, to be taken into consideration in those cases where I have taken note of it in this volume. If any one, suffering from a chronic catarrh of the stomach, take also another (acute) disease, the coating of the tongue will not always have that peculiar appearance which will indicate the remedy suited to the acute disease. If any disease, particularly of a chronic nature, shows itself without decisive symptoms; then the coating of the tongue will, in most cases, guide in the choice of an appropriate remedy. (Schüssler.)

TONSILLITIS.

Ferrum phos.—Tonsils red and inflamed, painful on swallowing. This remedy at first alone.

Kali mur.—The second remedy, as soon as there is any swelling of the throat. Throat spotted white or gray. Chronic or acute tonsillitis with much swelling.

Natrum phos.—Catarrh of the tonsils with a golden-yellow tinged exudation, from an acid condition of the stomach.

Calcarea phos.—Chronic swelling of the tonsils, causing pain on opening mouth, deafness, and difficulty of swallowing; intercurrent. Husky voice.

Calcarea sulph.—Tonsillitis, last stage, when matter discharges or abscess forms.

CLINICAL CASES.

I have used *Natrum mur.* repeatedly, and especially in obstinate cases of salivation, with excellent results. One case in particular was cured with remarkable

rapidity by this remedy. A young lady, æt. 20, who suffered from severe inflammation of the tonsils, so that she could scarcely swallow milk or water, had received from me a preparation of mercury. The inflammation of the tonsils was reduced very quickly, but another evil set in, namely, violent salivation. The gums were loosened, bleeding easily, and standing back from the teeth, and the teeth were slackened. I thought of curing this affection also with *Mercur.*, with which I had often before succeeded in such cases, but by continuing this remedy the evil was only increased. Now I ascertained from the patient that in the previous summer she had been ill at N., and the doctor had given her a good deal of calomel, which caused fearful and long-continued salivation. She was afraid the evil would again become very tedious, as it had been so bad at N. I now stopped the mercury, and ordered *Natrum mur.*, a dose the size of a bean every two hours. The success surpassed my most sanguine expectations. In twenty-four hours the swelling of the glands had distinctly diminished, and in three days a complete cure was effected. (From Schüssler.)

Enlarged tonsils with partial deafness, by R. T. Cooper, M.D. J. D., æt. 5, a thin, delicate looking boy, very tall for his age, for two years suffered from partial deafness, which has much increased since he came to Southampton, two months since. His mother is frightened, fearing he is becoming incurably deaf. At first he would, or rather could not allow me, from the excessive pain it occasioned, to examine his throat (he was then suffering from an exacerbation), but it was evident, from the external swelling and the history, where the true cause of the dysecoia lay. The tale his mother tells is, that he was vaccinated when three years old, but after much constitutional disturbance, eruption subsided, leaving the tonsils in their present swollen condition. Symptoms are worse after coming in from open air and in damp weather. *Calcareæ phos.* had an immediate beneficial effect, so that in three days throat could be examined. Both tonsils were swollen and red and formed an almost complete embankment between the mouth and throat. In three weeks, hearing was quite restored and swelling subsided.—*Monthly Homœopathic Review*, September, 1867.

Dr. W., had a severe attack of tonsillitis, involving both tonsils, which were very much enlarged, causing difficult and painful deglutition. Temperature, 102; pulse, 130; patient exceedingly nervous. Gave *Ferrum phos.*, 6x, and *Kali phos.*, 6x, in alternation, every fifteen minutes. Saw the patient in six hours and all symptoms were much worse, then gave *Kali mur.*, 6x, instead of *Kali phos.*, continued the *Ferrum*. The next morning found that the patient had passed a hard night. Then gave *Ferrum phos.* 12x, and *Kali mur.* 12x. In six hours found the patient very much improved, less pain, less swelling, temperature 100, pulse 100; continued the remedies, and in two days the patient was out and suppuration did not take place. This was as truly a case of quinsy, which usually goes on to suppuration and runs a seven days' course, in spite of all we can do, as any case I ever saw. The aggravation caused by the remedies given in the 6x potency, and the improvement which took place after their administration in the 12x were interesting facts. The patient remarked that he could feel the effect of the last remedies all through the body, quieting and soothing the nervous irritability, immediately after every dose. (G. H. Martin, M.D.)

TOOTHACHE.

Ferrum phos.—Toothache with hot cheek, inflamed gum, or root of tooth. Worse with hot, better with cold liquids, gums sore, red and inflamed.

Kali mur.—Toothache with swelling of the gums and cheeks, to carry off the exuding effete albuminoid substance.

Kali phos.—Toothache of highly nervous, delicate or pale, irritable, emotional persons. Toothache with easily bleeding gums. The gums have a bright red seam or line on them.

Kali sulph.—Toothache aggravated in the warm room and in the evening, but is better in the cool open air.

Magnesia phos.—Toothache if hot liquids ease the pain (if cold eases the pain, *Ferrum phos.*). Neuralgic, rheumatic toothache, very intense and shooting, eased by heat.

Natrum mur.—Toothache with involuntary flow of tears, or great flow of saliva.

Silicea.—Toothache when very intense at night, when neither heat nor cold gives relief and when caused by chilling of the feet. Toothache when the pain is deep-seated in the periosteum or fibrous membrane covering the root of the tooth, and abscess forms. Toothache caused by sudden chill to the feet when damp from perspiration. Looseness of the teeth.

Calcarea phos.—Too rapid decay of the teeth, strumous conditions. Teething ailments during pregnancy. Teeth ache worse at night.

Calcarea fluor.—Toothache if any food touches the tooth. Toothache with looseness of the teeth; enamel of the teeth rough and deficient, unnatural looseness of the teeth.

TUMORS.

Kali phos.—Cancer, pain, offensive discharge and discoloration.

Kali sulph.—Epithelioma. Cancer on the skin near a mucous lining with discharge of thin, yellow, serous, matterly secretions.

Natrum mur.—Ranula.

Calcarea phos.—Cancer in scrofulous constitutions. Housemaid's knee. Acute or chronic cysts require this remedy. Bronchocele, goitre, cysts. Bursæ.

Calcarea fluor.—Blood tumors on the heads of newborn infants. Knots, kernels, hardened glands in the female breast. Swelling on the jawbone, which is hard. Ganglion, round swelling or encysted tumors, such as are found on the back of the wrist from strain of the elastic fibres. Hard swellings having their seat in the fasciæ, capsular ligaments or on tendons.

Silicea.—Swellings, lumps, tumors, etc., which are indurated but threaten to suppurate. Scirrhus induration of upper lip and face. Uterine cancer. Icy coldness and fetid, brownish purulent, ichorous leucorrhœa.

CLINICAL CASES.

1. Sanguineous cyst on the right side of the occipital bone, with open posterior fontanelle. *Calcarea phos.* 2c, cured. (Raue, *Record Homœopathic Literature*, 1873.)

2. Case of polypus of left nostril cured by *Calcarea phos.* (*Trans. American Institute*, 1886, Beebe.)

Dr. Orth relates: Elizabeth F., a widow, æt. 70, consulted me on April 5th, on account of an epithelioma seated on the right cheek, reaching from the lower eyelid to the nostril. It was almost circular, and about the size of a florin. The epithelioma had existed for some years, and was at the stage of forming an ulcer, with hard base and callous edges. I ordered *Kali sulph.*, a powder every evening, and lint saturated with a lotion made of *Kali sulph.* for external application, to be changed frequently. On May 6th I noticed that the ulcer had visibly diminished, and on May 23d the ulcer had cicatrized to the size of a sixpenny piece. A few days later the lady left to return home, and I regret I have not heard from her since. (From Schüssler.)

Dr. C. H. Thompson, of Santa Rosa, furnishes us a case of neuralgic node in the mammary gland resembling scirrhus, entirely cured by *Calcarea fluor.*

William W., a factory worker, came to me on September the 4th. He suffered from epithelioma, which was situated on the right side of the nose, almost immediately below the corner of the eye, and about the size of a two-shilling piece. The eye itself seemed to be sympathetically affected, whether through the irritation of the discharge, which might have found its way into the eye from the edge of the eyelid, which, however, was not greatly destroyed. Be that as it may, there were conjunctivitis palpebrarum and bulbi, with dulness of the cornea. The ulcer at the side of the nose had existed for four years. At first there was a slightly red spot, which was a little raised and swollen. Later on it became covered with a horny scab, which after a time fell off and left a little sore. This spread

slowly, but steadily. The patient had during the whole time of its existence consulted a great number of doctors. He had also been treated for two months by a specialist for the eye, after it had become implicated; but all without effect. *Kali sulph.* was now given him, a dose night and morning; and externally a lotion of *Kali sulph.* was used. After only a few days the inflammation disappeared. The ulcer began also to heal under the steady treatment. By the 8th of October, the sore had cicatrized so that only a speck was left, when the patient was able to resume work again on the 9th of October. (From Schüssler.)

A hard swelling under the chin about the size of a pigeon's egg disappeared completely in about four weeks under the use of *Calcarea fluor.* Both old and new school medicines had failed to cure. (Dr. F., from Schüssler.)

Dr. Fuchs, of Regensburg, reports: In August, 1875, I cured a lady, æt. 40, who had suffered for a considerable time from an effusion in bursa of the knee-cap. Twelve doses of *Calcarea phos.*, two doses per diem, according to Dr. Schüssler, removed this chronic condition of housemaid's knee. (From Schüssler.)

NASAL POLYPI.—Mrs. R., had nasal polypi in both nostrils, large, gray and bleeding easily. *Calcarea phos.*³⁰, a powder every morning for a week. The third week reported entirely free. The larger ones came away entirely, the smaller ones were absorbed. (J. G. Gilchrist.)

MULTIPLE CHELOID, which appeared after the excision of a tumor, in the scar. It was excised at St. Bartholomew's Hospital, but rapidly returned and increased in size, till the patient, a girl, was put on *Silicea*³, night and morning. The gradual disappearance of the growth under this treatment was one of the prettiest things Dr. Clarke has seen in medicine. (John H. Clarke, *Homœopathic World*, August, 1885.)

SARCOMA OF SUPERIOR MAXILLA.—Dr. Spiethoff of Lübeck relates a case of a large sarcoma affecting the superior maxilla, giving a frog-like appearance to the face. For eight months, old school physicians had tried to establish suppuration and failed. *Silicea*⁶, and later *Calc. fluor.*⁶, soon established profuse suppuration, greatly ameliorating the case at once. The prompt action of the remedies was very striking. (*Pop. Zeit. für Hom.*)

TYPHOID FEVER.

Ferrum phos.—Typhoid, or gastric fever when commencing; initiatory stage for chilliness.

Kali mur.—Typhoid or gastric fevers, for gray or white coated tongue and looseness of the bowels, with light yellow, ochre colored stools or flocculent evacuations, and for abdominal tenderness and swelling.

Kali phos.—Typhoid or malignant symptoms, when affecting the brain, causing stupor during the course of the disease or with symptoms of putrid blood. Debility, weak action of the heart, sleeplessness, offensive breath, putrid odor of stools, stupor. Sordes on the teeth.

Kali sulph.—Typhoid, or gastric fever, with a rise of temperature at night and a fall in the morning.

Natrum mur.—Typhoid or malignant conditions during the course of any fever, such as twitchings with great drowsiness, watery vomiting, sopor, parched tongue, etc.

Calcareo phos.—After typhoid or gastric fevers as the disease declines.

CLINICAL CASES.

The following from the pen of Dr. A. P. Davis, of Dallas, Texas, appeared in the *Southern Journal of Homœopathy*, and is of interest, since it illustrates the value of these remedies in this disease:

“The most rational course to pursue is to *supply deficiencies* and to assist nature remove *excesses*. There is depression, perceptible in all cases of typhoid fever, and as this depression is the result of molecular change, the molecules of several elements must receive our special attention. Whether this molecular change can be brought about by the use of *Baptis.*, *Rhus tox.*, *Bryon.*, *Phos. ac.*, *China*, *Cimicif.*, *Ferrum phos.*, *Natrum mur.* or *Natrum phos.*, or what not, is the question that demands special attention. Some have claimed success by the use of *Baptis. tinct.*, others by *Rhus tox.*, as their sheet anchor, giving incidental treatment as they thought symptoms called for, and some success has followed this method of procedure. It is a conceded fact that the inflammations in the glands of Brunner and Peyer keep up the fever, and the remedy that cures these glands cuts short the disease, and the remedies that I have found to do this most certainly are *Ferrum phos.* and *Kali mur.*, given in alternation every hour during fever, where there is a white or grayish coating on the tongue. The *Ferrum* is the best fever remedy, and the *Kali mur.* the best eliminator in such conditions. If the tongue should become brown, give *Kali phos.*, and especially in those cases where the patient is delirious or nervous and in the more malignant form of the disease. If the tongue assumes a yellow, shiny coating, then resort to *Magnesia phos.*, and especially when there is pain in the bowels and a sensation of pressure in the stomach. If the tongue has a golden-yellow coating, creamy, moist, give *Natrum phos.* Should the tongue have a dirty, brownish-green coating, give *Natrum sulph.* These remedies are especially indicated in this condition of the tongue. Last of all, when the patient begins to convalesce, finish up the treatment with *Calcareo phos.*, as a connective tissue and blood cell constituent is needed. In all the cases where these tissue remedies have been used by me, they have proven abundantly sufficient, and will cure, if given as indicated. They supply the inorganic elements that are disturbed or lacking in all diseased states, and if a strict observance is had in their selection, the physician will cure all curable diseases that can be cured at all. I usually give them the 4x to 6x potency, and while many may consider me dogmatic in the use of these remedies, I can see no reason as yet to change off into the intricate mazes of supposed pathogenetic provings of polypharmacy. While I still use many polycrests, I lend a decided preference to the proper use of the Tissue Remedies where indicated.”

Miss Nettie W., æt. 23. Was called in consultation, found the patient apparently in last stage of the disease with the symptoms usual in such cases. As other remedies had been tried and she seemed sinking, I advised *Kali phos.*⁶, in solution. Under the use of this remedy she rallied, and it was continued some days, with the result that she ultimately recovered.

Another similar case was given the same remedy when others seemed of no avail, with the same good result of producing a change for the better within a few hours, followed by recovery. (C. T. M.)

TYPHUS FEVER.

Ferrum phos.—The first stage in alternation with *Kali phos.*

Kali mur.—For constipation, stools light colored.

Kali phos.—Malignant fever, putrid fever, camp fever, nervous or brain fever, farm fever. The chief remedy for brown tongue, petechiæ, sleeplessness, abnormal brain functions, stupor, delirium.

Natrum mur.—Typhus fever when the stupor and sleeplessness are very great.

TYPHLITIS.

Ferrum phos.—Fever, inflammation, high temperature and pulse, also for the pain.

Kali mur.—Swelling and exudation, hardness, etc.

Silicea.—Formation of pus, abscess, etc.

Calcarea sulph.—Abscess, usual indications, etc.

CLINICAL CASES.

The following case furnished by Dr. I. E. Nicholson, of Oakland, California, is so beautifully illustrative of the action of these remedies in typhlitis, that it is reported in full as furnished by the Doctor.

“I was called on the morning of April 14th, 1887, to attend to Mr. E. K., a young man, æt. 22, with hereditary tendency to phthisis pulmonalis, who resides in Connecticut, and was sojourning in our city for the benefit of his health, and found him suffering with agonizing pain in the right iliac region. He had been attacked suddenly at 2 o'clock A.M. with this pain, and had vomited several times before I saw him. Upon examination I found a tumor in the right iliac fossa, so tender to the touch that he could not bear even the weight of the bed clothing. His bowels had moved twice within a few hours. I learned that he had eaten of a mince pie at dinner the day before, and had passed a quantity of

“current seeds in one of his movements. There could be no doubt as to the diagnosis—typhlitis—and that a currant seed was the *casus mali*. His temperature was a 103 F., and pulse 120. For several inches around the tumor, the belly was as hard as a rock, showing a great amount of infiltration. I at once gave him *Ferrum phos.* and *Kali mur.* (6x trit.), to be taken every half hour in alternation, day and night, poultices of flaxseed were kept constantly applied, as hot as could be borne, to alleviate the pain. At the end of thirty-six hours his temperature had fallen to 100 F., and pulse to 90. This treatment was continued without intermission, and the inflammatory symptoms steadily improved and the size of the tumor gradually lessened. At the end of a week the temperature and pulse became normal, the tumor had entirely disappeared, the belly was soft, and a mere trace of the tenderness remained. He took no other medicines. The result in this case is, I think, phenomenal, since in this class of cases, the prognosis is always unfavorable, and the credit of the case can be clearly given to the *Iron* and the *Potash*; the one removing the inflammation, the other causing the absorption of the infiltration, thus bringing about resolution and aborting perityphlitis, and the consequent suppuration. Dr. Burdick, of Oakland, and Dr. Brigham, of San Francisco, were both called in consultation and both agreed with me as to the disease, and both acquiesced in the treatment. We have no medicine which is the peer of *Ferrum phos.* as a fever remedy, whether idiopathic or symptomatic, and none better than *Kali mur.* to cause the absorption of infiltrations.”

ULCERS AND ULCERATIONS.

Ferrum phos.—Ulcerations of glands, to relieve the throbbing pain, soreness, redness, heat and congested condition. Ulcers if there is fever, or heat, or redness and congestion.

Kali mur.—Ulcers with fibrinous discharge. Ulceration of the os and cervix uteri with thick, white, mild secretions, all ulceration where there is swelling or a dirty white tongue, or a mealy, flour-like scaly surface, or a fibrinous discharge, proud flesh, exuberant granulations. (Ulceration of Cornea, see Eye, Diseases of.)

Natrum phos.—Ulceration of the stomach or bowels.

Silicea.—Ulcers of the lower limbs when deep seated and the periosteum is affected. *Silicea* has ulcers that are spongy, readily bleeding, with torpid, callous edges, fistulous ulcers, secreting a thin, fetid, ichorous, yellow fluid. Sluggish ulcers in hard worked and ill fed people. Ulceration following abrasion of the skin over the shin bone. Use also locally, or infusion of hay, which contains silicea. Suppurative processes, massive and repeated doses in scrofulous, glandular swellings with suppuration. (Noak.)

Calcarea phos.—Ulceration of bone substance, as an inter-current.

Calcarea sulph.—Ulceration of the glands. Ulcers open. Purulent sores which may result from abrasions, pimples, wounds, burns, scalds or bruises. Ulcers of the lower limbs with a discharge of yellow, sanious matter.

Calcarea fluor.—Ulcerations of bones.

CLINICAL CASES.

A girl came into my office, who had sores on both legs, running a thin, ichorous secretion, red, angry and painful, which had been bothering her for four years, breaking out, then scabbing over, partially healing, then taking on inflammation, so that sleep was disturbed, locomotion produced severe pains, in fact the sores were seemingly very severe. I at once gave her *Silicea*, 6x, and *Calcarea phos.*, 6x, three doses each per day, bound up the limbs with flannel roller bandage, and in four weeks all the sores were healed up and the patient well, cheerful and happy. (A. P. Davis, M.D.)

A. S., æt. 16, for three years, indolent ulcers on lower half of left leg, which is red, very much swollen. Three fistulous ulcers secreting a thick, yellow pus and which have thrown off many splinters of bone. Pains principally at night. Emaciation, poor appetite. Frequent cough in morning, with thick, yellow expectoration, and considerable weakness in morning. Lungs normal. *Calcarea fluor.*, 6x, morning and evening, for eight days, alternating with intervals of four days without medicine. Cured in five months. Externally only glycerine. No enlargement of the limb was noticeable after six months. (Dr. Hansen, *Allg. Med. Zeit.*)

In treating a chronic syphilitic ulcer, I observed a yellow coating on the surface of the ulcer, which had the appearance of half dried cream. After *Natrum phos.* the coating disappeared within four days, and the patient was otherwise much improved. (C. Hg.)

URINARY DISORDERS.

Ferrum phos.—Incontinence of urine if from weakness of the sphincter muscle. Wetting of the bed, especially in children. Enuresis nocturna, from weakness of the muscles, often seen in women when every cough causes the urine to spurt. Cystitis, first stage, with pain, heat or feverishness. Suppression of the urine with heat. Excessive secretion of urine. Polyuria simplex. "Irresistible urging to urinate in the daytime, aggravated by standing and accompanied by pain along the urethra and neck of the bladder. Retention of

urine with fever in little children, as well as involuntary spurting of urine with every cough." (M. Deschere, M.D., *Chironian*, Vol. III, No. 9.)

Kali mur.—Cystitis, second stage, when swelling has set in (interstitial exudation), and discharge of thick, white mucus. The principal remedy in chronic cystitis. Urine dark colored, deposit of uric acid, where there exists torpor and inactivity of the liver.

Kali phos.—Cystitis in asthenic conditions with prostration. Frequent urination, or passing large quantities of water. Frequent scalding, nervous weakness. Incontinence of urine from nervous debility, bleeding from the urethra. Paralysis, affecting the sphincter muscle, causing inability to retain the urine. Enuresis in *older* children.

Magnesia phos.—Spasmodic retention of the urine. Gravel. Pain after the use of the catheter, a sensation as if the muscles did not contract.

Natrum phos.—Incontinence of urine in children with acidity. Polyuria. Urine dark red, with arthritis. Frequent micturition. Diabetes. Atony of the bladder.

Natrum sulph.—Sandy deposit or sediment in the urine, gravel, lithic deposits, brickdust-like coloring matter in the water, associated with gout. Polyuria simplex, excessive secretion if diabetic. Urine loaded with bile.

Silicea.—Urine loaded with pus and mucus. Red sandy deposit of uric acid. Enuresis from worms and in chorea. Must get up at night to urinate.

Calcarea sulph.—Inflammation of the bladder, in chronic stage, pus forming. Nephritis scarlatinosa. (S. Lilienthal.)

Calcarea phos.—Enuresis, wetting the bed in *young* children and in old people, as an intercurrent after *Natrum sulph.* For gravel, calculous, phosphatic deposit. To check the re-formation of stone in the bladder, also buttermilk or kumyss as a dietary help. Flocculent sediment in urine.

Natrum mur.—Polyuria, with much emaciation; hæmaturia after scurvy; cutting pain *after* urinating. Cystitis.

CLINICAL CASES.

Case of incontinence of urine due to loss of muscular power, cured by *Ferrum phos.*—*Transactions American Institute*, 1882, p. 181.

Dr. Schüssler, in a private communication to Dr. Zoeppritz, mentions the case of a lad to whom he had given, without effect, *Ferrum phos.* for enuresis. A pustular eruption near the corners of the mouth appeared, for which he prescribed *Natrum mur.*, which cured both the eruption and the enuresis.

Dr. Cornelius Oldenberg reports a case of spasmodic retention of the urine. No urine was at first excreted, even the catheter failed to bring any away. *Magnesia phos.* was given, which relieved somewhat, some urine was passed. In five days no permanent or decided results being obtained from this remedy, Schüssler's advice was followed, and accordingly *Calcarea phos.* was given, which cured in one day. Some two months later another attack came on, which was likewise immediately cured by *Calcarea phos.*, for on the following day the patient was well.—*Allg. Hom. Zeit.*, 1885, p. 70.

Dr. Crüwell reports on incontinence of urine: When I became acquainted with Dr. Schüssler's preparations, I was very anxious to test the effects of *Kali phos.*, as Dr. Schüssler recommends this against paralysis and paralytic conditions. Whoever has been occupied with the study of psychology is naturally ready to suspect paralysis everywhere. I acknowledge I may have given *Kali phos.* too frequently, as I was desirous to find out what it could do. For various reasons it led me to give it for incontinence. I gave three to four times daily in a little water. In five cases, two of which I treated without good results, *Kali phos.* brought about amazingly rapid improvement. With a young girl, *æt.* 7, I had until lately to repeat the remedy every time it was given up, as the incontinence always returned when it was discontinued. The most successful case was that of an old gentleman, *æt.* 60. No doubt in this case there existed a sub-paralytic condition of the sphincter muscle. Some months after treatment he called back to say that he was perfectly cured, but desired to have some of the powders, simply by way of precaution. (From Schüssler.)

VACCINATION.

Should any bad results show themselves, *Kali mur.* will give entire satisfaction. (Schüssler.) If necessary, follow with *Silicea.*

VEINS, DISEASES OF.

Calcarea fluor.—Varicose veins, varicose ulceration of the veins (as a lotion also). The chief remedy for varicose veins.

Ferrum phos.—Varicocele, with pain in testicles.

CLINICAL CASE.

Young man, *æt.* 18, complained of daily pain in left testicle, incapacitating him

for work. Examination showed a varicocele, well developed, probably caused by constant heavy lifting. After five weeks' use of *Ferrum phos.*, daily one dose, cured. (Dr. Mayer, Stuttgart.)

VERTIGO.

Ferrum phos.—Giddiness from rush of blood to the head with flushing, throbbing, or pressing pain.

Kali phos.—Dizziness, swimming of the head, when from cerebral or nervous causes, and weakness, not gastric. Vertigo from anæmia.

Natrum sulph.—Giddiness, with bilious coating on the tongue, or bitter taste in the mouth; gastric derangement; excess of bile.

Natrum phos.—Giddiness with gastric derangements, acidity and want of appetite, gold colored, creamy coating on the tongue.

Magnesia phos.—Vertigo from optical defects.

CLINICAL CASES.

Dr. E. B. Rankin, of Washington, D. C., reports in the *Southern Journal Homœopathy*, April, 1886, a case of vertigo of several weeks' standing, accompanied by vomiting of acid substances, cured by *Natrum phos.* in one week.

I have made but little use, as yet, of Dr. Schüssler's *Kali phos.*, but have, notwithstanding, effected a few very interesting cures.

A woman, æt. 64, came under my treatment, who had been for many years treated without success. She had taken steel baths, a great many steel pills and drops, and quinine. She complained of a severe vertigo, felt mostly on rising from a sitting position, and on looking upwards. She was constantly in dread of falling, and did not venture to leave her room. I gave her all the usual remedies without any benefit. At last I gave her, in May, 1875, two doses, daily, of Dr. Schüssler's *Kali phos.* I had the pleasure of seeing a rapid and decided cure following this. The patient can attend to her domestic duties; she can go out alone, even to distances, and is almost completely cured of her painful sensation of giddiness. (From Schüssler.)

VOMITING.

Silicea.—Child vomits as soon as it nurses. Vomiting in morning with chilliness.

Ferrum phos.—Vomiting of blood, bright red blood, with tendency to form a gelatinous mass. Vomiting of the food

with sour fluids; vomiting of food, the food returning undigested, sooner or later after taking it.

Kali mur.—Vomiting of blood, dark, clotted, viscid. Vomiting of thick, white phlegm.

Natrum mur.—Vomiting of acid, sour fluids, not food. Vomiting of curdled masses and acid fluids. Dark substance like coffee grounds. Vomiting of watery, stringy, transparent mucus.

Natrum phos.—Vomiting of sour, fluid, curdy masses with yellow, creamy coating of tongue.

Natrum sulph.—Bilious vomiting, morning sickness and bitter taste in the mouth. Vomiting of greenish matter. Constant nausea.

Calcarea fluor.—Vomiting of undigested food, if *Ferrum phos.* does not suffice.

Calcarea phos.—Vomiting after cold water and ice cream. Infants vomit often and easily and want to nurse all the time.

CLINICAL CASE.

W. J. Martin, M.D., in the *Transactions Penna. Hom. Med. Society*, 1886, reports a case of persistent vomiting, accompanied by pain in the abdomen, cured by *Magnesia phos.*¹² after the ordinary homœopathic remedies had failed.

WARTS.

See Skin, Diseases of.

WRITER'S CRAMP.

Natrum phos.—While writing, hand trembles. Crampy pain. Rheumatic pain in joints of fingers. Aching in wrists.

Kali mur.—Hands get stiff while writing.

WHITLOW.

See Abscess.

WHOOPIING COUGH.

Ferrum phos.—Whooping cough with vomiting of blood.

Kali mur.—If there is a white coated tongue and a thick, white expectoration; short, spasmodic cough.

Natrum mur.—When the mucus is frothy, clear and stringy.

Kali phos.—Whooping cough in very nervous, timid, sensitive children (intercurrently). Also when exhaustion sets in.

Kali sulph.—Whooping cough, decidedly yellow, slimy expectoration.

Magnesia phos.—Whooping cough, beginning as a common cold, convulsive fits of nervous cough, ending in a whoop. Give this remedy steadily.

Calcarea phos.—Whooping cough in weakly constitutions, or in teething children, and in obstinate cases with emaciation.

CLINICAL CASES.

Child, æt. 18 months, in the last stage of whooping cough, with blistered lips and mouth; black, thin, offensive stools five times a day; hard and tympanitic abdomen; wasted to a shadow and given up to die by parents and physicians, got completely well from *Kali sulph.* (C. B. Knerr, M.D., from H.)

Case in which *Kali sulph.* was given for whooping cough, which immediately improved. The second day after taking the medicine he complained of stiff neck. The head is inclined toward the left and the left shoulder raised. Great pain on moving head from side to side, or backwards, but can move it forwards without pain. This continued seven days. (W. P. Wesselheft, M.D., H.)

Magnesia phos. FOR WHOOPING COUGH.—In the spring of 1881, when there was an epidemic of whooping cough amongst the children here, a little child, æt. 10 months, was given up by the family doctor. I heard this from the father of the child, who was in great grief. He mentioned that the spasms, which occurred about ten times in the course of the day, were so severe that the little face became quite livid, blue and swollen. I at once gave *Magnesia phos.* One single powder moderated the spasms so forcibly that they returned only occasionally, and the attacks were quite mild. Five days later I gave some *Kali phos.*, but without beneficial effect, then *Calcarea phos.* and it had no good effect, as the paroxysms grew only worse for want of *Magnesia phos.* I ordered it to be taken again, and in a very short time the spasms and whoop were gone, and the child recovered rapidly. (From the *Rundschau.*)

WOMEN, DISEASES OF.

(See also Leucorrhœa, Dysmenorrhœa and Menstruation.)

Ferrum phos.—DYSMENORRHŒA.—Pain at the monthly periods with flushed face and quick pulse, with vomiting of undigested food, sometimes acid taste.

MENSTRUAL.—Excessive congestion, blood bright red. This remedy must be taken as a preventative before the periods if these symptoms are recurrent.

MORNING SICKNESS.—In pregnancy, with vomiting of food as taken, with or without acid taste, the food returns undigested.

METRITIS.—First stage to remove the fever, pain and congestion.

VAGINITIS.—Inflammation of the vagina, vaginismus, pain in the vagina from coition. Excessive dryness and sensitiveness—spasms of vagina. Vaginismus.

Kali mur.—**MENSTRUATION.**—The monthly periods are too late or suppressed, checked, white tongue, etc. Too early menses. Excessive discharge, dark clotted or tough, black like tar. If periods last too long, too frequent.

MORNING SICKNESS.—In pregnancy, vomiting of white phlegm.

UTERUS.—Ulceration of the os and cervix uteri with the characteristic discharge of thick white, mild secretions (glandular or follicular) from the mucous membrane (alkaline). Congestion of the uterus, chronic. Hypertrophy, second stage.

LEUCORRŒA.—Discharge of milky white mucus, non-irritating, mild. Puerperal fever, chief remedy.

Kali phos.—**AMENORRŒA.**—Retention or delay of the monthly flow with depression of spirits, lassitude and general nervous debility.

LEUCORRŒA.—Scalding and acid.

MENSTRUAL.—Menstrual colic or great pain at the times of the periods in pale, lachrymose, irritable, sensitive females. Menses too late in same, too scanty in similar conditions, too profuse discharge, deep red or blackish-red, thin and not coagulating, sometimes with strong odor.

MISCARRIAGE.—Threatened in nervous subjects.

LABOR.—Weak and deficient pains.

Kali sulph.—**LEUCORRŒA.**—Discharge of yellow, greenish, slimy, or watery secretions.

MENSTRUATION.—Too late and too scanty, with a feeling of weight and fulness in the abdomen; yellow coated tongue.

Silicea.—Is especially adapted to weakly, oversensitive women, light complexion, lax muscles, scrofulous constitution; for nervous, irritable women with dry skin—night sweats, for constitutions with imperfect assimilation.

MENSES.—Acrid, smell strong, excoriating, generally too profuse. Leucorrhœal discharge instead of menses. Icy coldness, especially of feet, during menses. Nausea during sexual intercourse. Nymphomania. Backache with a sense of paralysis of the limbs. Offensive foot sweat. All symptoms better from warmth.

LEUCORRHŒA.—Instead of menses. Painful, smarting leucorrhœa during micturition. Profuse discharge of whitish water, with itching of parts. Constipation, stool slips back.

LABOR, ETC.—Suppuration of mammæ. Chronic fistulous openings. Hard lump in breasts. Child refuses milk or vomits as soon as taken. Nipples crack and ulcerate.

Magnesia phos.—**MENSTRUAL COLIC.**—The chief remedy in ordinary cases. Painful menstruation or pain preceding the flow. Vaginismus.

Natrum mur.—**LEUCORRHŒA.**—“Whites,” a watery, scalding, irritating discharge, smarting after or between the periods. Slimy, corroding.

MENSTRUATION.—Thin discharge, watery, or pale, thin, watery blood. Too profuse and too early, with splitting headache, great sadness, sweet risings. After local use of nitrate of silver. “In young girls, if the menses do not appear, or when very scanty and at long intervals. Pain in the stomach, nausea, vomiting of food, weakness and faint feeling, desire for sour things, aversion to meat, bread and cooked food. Twelve to thirty are the most useful potencies.” (Sulzer, *Zeitschrift Berlin. Verein Homœopathischer Aerzte*, May, 1883.)

MORNING SICKNESS.—Vomiting of watery, frothy phlegm.

Natrum phos.—**LEUCORRHŒA.**—Discharge creamy or honey colored, or acrid and watery. Discharges from the uterus sour smelling, acid.

MORNING SICKNESS.—With vomiting of sour masses, sterility with acid secretions.

PROLAPSUS UTERI.—With weak, sinking feeling, worse after defecation.

UTERINE REGION.—Weakness and distress in.

UTERINE DISPLACEMENTS.—With rheumatic pains.

Calcarea phos.—LEUCORRHOEA.—As a constitutional tonic and intercurrent with the chief remedy. Discharge of albuminous mucus. “In cases where menstruation is too early, too long lasting and too profuse, often amounting to metrorrhagia, especially in slender and weakly women.” (Mossa, *Allg. Hom. Zeit.*, 1883.) Menses too early in young girls, too late in adults, especially rheumatic patients. Throbbing in genitals with voluptuous feelings.

DYSMENORRHOEA.—Labor-like pains before and during catamenia.

Calcarea fluor.—AFTER-PAINS.—If too weak, contractions feeble.

MISCARRIAGE.—Flooding, to tone up the contractile power of the uterus.

MENSTRUATION.—Excessive, with bearing down pains, flooding.

DISPLACEMENTS.—Displacement of the uterus, dragging down of the uterus. Prolapsus of the uterus. Dragging pains in the region of the uterus and in the thighs.

Calcarea sulph.—Menses late, long lasting with headache, twitchings and great weakness. Pregnancy: vomiting with bitter taste.

Natrum sulph.—Dysmenorrhœa with colic and chilliness, acrid menses, profuse with vesicular vulvitis. Nosebleed before menses.

CLINICAL CASES.

E. S. Bailey, M.D., reports a case of menorrhagia cured by *Ferrum phos.*, 3x. The case presented a history of profuse menstruation, the flow was depleting, no pain nor local tenderness, in fact no tangible symptoms, the condition of anæmia representing the cause in this case.—*C inique*, 1886, p. 374.

Dysmenorrhœa, menses late and scanty, *Kali sulph.*, every four hours, cured permanently and completely. (W. M. Pratt, M.D., *North American Journal Homœopathy*, 1883.)

Case of dysmenorrhœa with neuroses, presenting recurring neurotic outbursts, painful and intense. Intense suffering during menses, headache, etc., had had nearly every homœopathic remedy with no permanent relief. *Kali phos.*, 6x, cured. (D. B. Whittier, M.D., *Trans. Mass. State Hom. Med. Society*, 1886.)

A lady called to see me just after a severe hemorrhage from the womb, in fact

every time she menstruated she almost flooded to death. Upon examination I found the uterus hard and so large that it completely filled the vagina; this had doubtless been coming on for six years, since the birth of her child, as she complained of an increasing weight in that region all the time. I at once began to give her *Calcareo fluor.*, a dose every four hours. This reduced the induration in four to six weeks to its natural size, and five years have passed and no return of the trouble. (A. P. Davis, M.D.)

Mrs. W., two weeks pregnant, had been vomiting nearly everything that she had eaten for these two weeks. Only food was vomited, and that soon after eating. Gave *Ferrum phos.*, 12x, four times a day, a small powder dry. What I wish to say of the case is this: Mrs. W. has had four children, and with every one had commenced vomiting almost at the moment of conception, and would continue all through pregnancy. The last four or five months of the time she would have to remain in bed, being so weak that she could not get about. She commenced the same way this time, but after giving the *Ferrum phos.* a few days, the vomiting was very much controlled, and in a month had ceased entirely, and she went to term in splendid condition. While we cannot absolutely say that she would have been the same as at other times, yet it is natural to suppose that she would have. (G. H. Martin, M.D.)

Mrs. E., æt. 33, suffered for many years from chronic peritonitis and ovaritis. She would have subacute attacks which would last for several months, confining her to her bed or room, hardly would she be well of one attack before another would be induced by a cold or some slight overexertion. Was nervous and much depressed. One evening was seized with very severe pain in the uterine and left ovarian regions, extending over the whole abdomen, which was very sensitive to the slightest touch. Pulse, 120; temperature, 104. *Ferrum phos.* 12x, and *Kali phos.*, 12x, were given in water every fifteen minutes, in alternation for two hours, when the pains were some less. The remedies were then given every hour for several days, until all pain and sensitiveness had gone. The patient was kept under treatment for two weeks longer, when she was obliged to go away. She gradually grew stronger and better, and now, two years have passed, and she has never had the slightest sign of the trouble, which she had had for so many years, and is well and strong. (G. H. Martin, M.D., Honolulu.)

Miss B., æt. 20, had been suffering for the past two years with severe ovaralgia at the menstrual period. She had been under the treatment of several physicians and the only relief that they were able to give her, was by the use of *Morphine*, that being only temporary. Was called late one night to see her, and found her suffering with severe pain in the left ovary, of a dull, dragging character, and but slightly intermittent. Patient hysterical and very excitable. Gave *Kali phos.*, 6x, in water every ten minutes, for half an hour, when patient went to sleep, not awaking until morning, when she was free from pain. Gave her *Kali phos.*, 6x, night and morning for a month; at the next menstrual period, was again called and found her suffering much as before. Gave *Kali phos.*, 12x, every ten minutes, and after two doses, was relieved. Gave *Kali phos.*, 12x, once a day for a month, and now after eighteen months, has had no more pain and is feeling better in every way. (G. H. Martin, M.D.)

WORMS.

Ferrum phos.—Intestinal worms, predisposition to passing undigested food. Thread worms.

Kali mur.—Small white thread worms, causing itching at the anus; white tongue, give *Natrum phos.* in alternation.

Calcarea fluor.—Itching at the anus as from pin worms.

Natrum phos.—Intestinal, long, round, or thread worms with characteristic symptoms of acidity, or picking of the nose, occasional squinting. Pain in the bowels, restless sleep. Itching of the anus, especially at night in bed, face white about the mouth or nose. Grinding of the teeth in children.

This remedy probably acts by destroying the excess of lactic acid which seems to be necessary for the life of these worms.

YELLOW FEVER.

Natrum sulph.—If it assumes the form of a severe bilious remittent fever, and there is excess of bile. Vomit greenish, yellow brown, or black.

Ferrum phos.—For the fever in alternation with the preceding.

PART IV.

Repertory.

Mental States and Affections.

Aberrations, mental: *Kali phos.*

After effects of—

disappointment: *Calc. phos.*

grief: *Calc. phos., Kali phos.*

vexation: *Calc. phos.*

fright: *Kali phos.*

Anxiety: *Kali phos., Natr. phos., Calc. phos.*

Apprehensiveness: *Natr. phos.*

Blushing, from emotions: *Kali phos.*

Brain fag, from overwork: *Kali phos.*

Consolation, aggravated by: *Natr. mur.*

Crossness, in children: *Kali phos.*

Changeable mood: *Calc. sulph.*

Crying mood: *Kali phos.*

Dark forebodings: *Kali phos.*

Dejection of spirits: *Natr. mur.*

Delirium, in general: *Ferr. phos., Natr. mur., Kali phos.*

tremens: *Ferr. phos., Kali phos.*

low muttering: *Kali phos.*

wandering: *Natr. mur.*

Depressed mood: *Kali phos., Natr. mur., Calc. sulph.*

Derangements, mental: *Kali phos.*

Despairs of getting well again: *Natr. sulph.*

Difficulty of thought: *Silicea.*

Disappointment, after: *Calc. phos.*

Disgust of life: *Silicea.*

- Dread**, nervous: *Kali phos.*
of noises: *Kali phos.*
- Dulness**: *Kali phos.*
- Effects of, disappointment**: *Calc. phos.*
fright: *Kali phos.*
grief: *Calc. phos., Kali phos.*
vexation: *Calc. phos.*
- Emotions**, sudden, hysteria from: *Kali phos.*
blushing from: *Kali phos.*
- Energy**, want of: *Kali phos.*
- Excessive shyness**: *Kali phos.*
- Excitement**, nervous: *Kali phos.*
- False impressions**: *Kali phos.*
- Fancies**: *Kali phos.*
- Fearfulness**: *Kali phos.*
- Forgetfulness**: *Calc. phos.*
- Fretfulness**: *Calc. phos., Kali phos.*
- Fright**, effects of: *Kali phos.*
- Gloomy moods**: *Kali phos.*
- Grasping for imaginary objects**: *Kali phos.*
- Great impatience**: *Kali phos.*
- Grief**, after effects of: *Calc. phos.*
- Hallucinations**: *Kali phos.*
- Haunted by visions of the past**: *Kali phos.*
- Homesickness**, *Kali phos.*
- Hypochondriasis**: *Natr. mur., Kali phos.*
- Hysteria**, from sudden emotions: *Kali phos.*
- Ill humor in children**: *Kali phos., Calc. phos.*
- Illusions**, of senses: *Kali phos.*
of sensation: *Magnes. phos.*
- Imaginary objects**, grasping at: *Kali phos.*
- Impaired memory**: *Calc. phos.*
- Impatience**: *Kali phos.*
- Insanity**: *Kali phos.*
- Irritability**: *Natr. su ph., Kali phos.*
- Laughter**: *Kali phos.*
- Longs for past visions**: *Kali phos.*
- Looks on dark side of every thing**: *Kali phos.*
- Loss of memory**: *Kali phos.*
- Mania**: *Ferr. phos., Kali phos.*
puerperal: *Kali phos.*

- Maniacal mood:** *Ferr. phos.*
Melancholia: *Kali phos.*
Mental derangements: *Kali phos.*
Memory, loss of: *Kali phos.*
Mind, overstrain: *Kali phos.*
Moods, changeable: *Calc. sulph.*
 crying: *Kali phos.*
 depressed: *Natr. mur., Kali phos.*
 gloomy: *Kali phos.*
 maniacal: *Ferr. phos.*
 hypochondriacal: *Natr. mur., Kali phos.*
 hysterical: *Kali phos.*
Music aggravates: *Natr. sulph.*
Necessity for restraint: *Natr. sulph.*
Nervous dread: *Kali phos.*
Night terrors, in children: *Kali phos.*
Noise, oversensitiveness to: *Kali phos.*
 dread of: *Kali phos.*
Objects, imaginary, grasping at: *Kali phos.*
Oversensitive to noise: *Kali phos., Silicea.*
Overstrain of mind: *Kali phos.*
Overwork, brain fag from: *Kali phos.*
Past visions haunt: *Kali phos.*
Peevishness in children: *Calc. phos.*
Puerperal mania: *Kali phos.*
Rambling in talk: *Kali phos.*
Restraint, necessity for: *Natr. sulph.*
Sadness with beating of heart: *Natr. mur.*
Screaming: *Kali phos.*
Senses, illusions of: *Kali phos.*
Sensation, illusions of: *Magnes. phos.*
Sensitiveness: *Kali phos.*
Shyness, excessive: *Kali phos.*
Sighing: *Kali phos.*
Sobbing: *Magnes. phos.*
Somnambulism: *Kali phos.*
Sopor, in acute diseases: *Natr. mur.*
Solitude, desires: *Calc. phos.*
Spirits, depressed: *Natr. mur., Kali phos.*
Startings, nervous: *Kali phos.*
Stupor: *Kali phos.*

- Sudden emotions**, causing hysteria: *Kali phos.*
 blushing: *Kali phos.*
Suicidal tendency: *Natr. sulph.*
Suspiciousness: *Kali phos.*
Talk, rambling in: *Kali phos.*
Talkative: *Ferr. phos.*
Tendency to suicide: *Natr. sulph.*
Terrors at night in children: *Kali phos.*
Thought, difficulty of: *Silicea.*
Timidity: *Kali phos.*
Tired of life: *Silicea.*
Want of energy: *Kali phos.*
Weeping, disposition to: *Natr. mur.*
Whining: *Kali phos.*
Wildness: *Natr. sulph.*
Vexation, effects of: *Kali phos.*
Visions of past, haunt: *Kali phos.*

Head, Sensorium and Scalp.

- After menses**, headache: *Natr. mur.*
 walking, headache: *Natr. mur.*
 sour milk, headaches: *Natr. phos.*
Anæmia, cerebral: *Kali phos.*
Before menses, headaches: *Natr. mur.*
Better under cheerful excitement: *Kali phos.*
 in cool open air: *Kali sulph.*
Bilious diarrhœa with headaches: *Natr. sulph.*
 vomiting with headaches: *Natr. sulph.*
Bitter taste in the mouth: *Natr. sulph.*
Blind headaches: *Ferr. phos.*
Blood rushes to the head: *Ferr. phos., Natr. sulph.*
 tumors on scalp: *Calc. fluor.*
Brain, concussion of: *Kali phos.*
 inflammation of, first stage: *Ferr. phos.*
 softening of: *Kali phos.*
Bruising pain in head: *Ferr. phos.*
Bruises of cranial bones: *Calc. fluor.*
Burning on top of head: *Natr. sulph.*
Cachectic persons, headaches of: *Natr. mur.*
Catarrhal headaches: *Natr. mur.*

- Cephalalgia of school girls : *Natr. mur.*, *Calc. phos.*
 Cephalætoma : *Calc. fluor.*, *Silicea.*
 Cerebral apoplexy : *Silicea.*
 Change of weather aggravates headaches : *Calc. phos.*
 Cheerful excitement relieves headaches : *Kali phos.*
 Children, headaches in : *Ferr. phos.*, *Calc. phos.*
 Cold aggravates headache : *Calc. phos.*
 ameliorates headache : *Ferr. phos.*
 feeling in the head : *Calc. phos.*
 Colicky pain with headache : *Natr. sulph.*
 Concussion of the brain : *Kali phos.*
 Congestive headaches : *Ferr. phos.*, *Natr. sulph.*, *Silicea.*
 Constipation with headache : *Natr. mur.*
 Cool open air relieves headache : *Kali sulph.*
 Craniotabes : *Calc. phos.*, *Calc. sulph.*
 Crown of head aches : *Natr. sulph.*
 Crusts, yellow, on scalp : *Calc. sulph.*
 Dandruff : *Kali sulph.*, *Natr. mur.*
 Despondency with headache : *Kali phos.*, *Natr. sulph.*
 Diarrhœa, bilious, with headache : *Natr. sulph.*
 Drowsiness with headache : *Natr. mur.*
 Dulness with headache : *Calc. phos.*
 During menses, headache : *Natr. mur.*, *Natr. sulph.*
 Effects of falls or injuries to head : *Natr. sulph.*
 Empty feeling at stomach with headache : *Kali phos.*
 Éruption on scalp, itching : *Natr. mur.*
 Evening, headache beginning in : *Kali sulph.*
 Excruciating pains in head : *Magnes. phos.*
 Exhaustion with headaches : *Kali phos.*
 Falls or injuries, effects of : *Natr. mur.*
 Falling out of hair : *Kali sulph.*
 Fontanelles remain unclosed : *Calc. phos.*
 Forgetfulness with headache : *Calc. phos.*
 Frontal headache : *Natr. phos.*
 Fulness of head : *Calc. phos.*
 Furred tongue with headache : *Ferr. phos.*
 Gastric headaches : *Calc. phos.*, *Silicea.*
 Gentle motion relieves headache : *Kali phos.*
 Gouty predisposition to headache : *Ferr. phos.*, *Natr. sulph.*
 Hair, falling out of : *Kali sulph.*, *Silicea.*
 Head, feels cold to touch : *Calc. phos.*

Head, fulness of: *Calc. phos.*

pressure upon: *Calc. phos.*

sweats in children: *Silicea.*

Headache, accompanied by: appearance of lumps on scalp: *Silicea.*

bilious diarrhœa: *Natr. sulph.*

bitter taste in A.M.: *Natr. sulph.*

bile, vomiting of: *Natr. sulph.*

colicky pains: *Natr. sulph.*

constipation: *Natr. mur.*

cool feeling in head: *Calc. phos.*

despondency: *Kali phos.*

drowsiness: *Natr. mur.*

dulness: *Calc. phos.*

empty feeling in stomach: *Kali phos.*

excruciating pains: *Magnes. phos.*

exhaustion: *Kali phos.*

forgetfulness: *Calc. phos.*

fulness of head: *Calc. phos.*

furred tongue: *Ferr. phos.*

hawking up of white mucus: *Kali mur.*

watery mucus: *Natr. mur.*

irritability: *Kali phos.*

much saliva in mouth: *Natr. mur.*

nausea: *Natr. phos., Calc. sulph.*

neuralgia: *Magnes. phos., Kali phos.*

optical defects: *Magnes. phos.*

profusion of tears: *Natr. mur.*

pulsation on top of head: *Natr. sulph.*

prostrate feeling: *Kali phos.*

red eyes: *Ferr. phos.*

face: *Ferr. phos.*

sensitiveness to noise: *Kali phos.*

shifting pains: *Magnes. phos., Kali sulph.*

shooting pains: *Magnes. phos.*

sleeplessness: *Kali phos.*

soreness to touch: *Ferr. phos.*

stinging pains: *Magnes. phos.*

stretching: *Kali phos.*

tendency to spasmodic symptoms: *Magnes. phos.*

throbbing sensation: *Ferr. phos.*

vomiting: *Kali mur.*

Headache, accompanied by vomiting of bile: *Natr. sulph.*

sour matter: *Natr. phos.*

transparent phlegm: *Natr. mur.*, *Calc. phos.*

undigested food: *Ferr. phos.*

weariness: *Kali phos.*

yawning: *Kali phos.*

after menses: *Natr. mur.*

taking thick, sour milk: *Natr. phos.*

walking: *Natr. mur.*

aggravated by change of weather: *Calc. phos.*

cold: *Calc. phos.*

heat: *Calc. phos.*

light: *Silicea.*

mental exertion: *Calc. phos.*

motion: *Natr. sulph.*

noise: *Silicea.*

pressure of hat: *Calc. phos.*

reading: *Natr. sulph.*

shaking head: *Ferr. phos.*

warm room: *Kali sulph.*

ameliorated by cheerful excitement: *Kali phos.*

cold: *Ferr. phos.*

cool open air: *Kali sulph.*

external warmth: *Magnes. phos.*, *Silicea.*

gentle motion: *Kali phos.*

nosebleed: *Ferr. phos.*

quiet: *Natr. sulph.*

beginning in the evening: *Kali sulph.*

before menses: *Natr. mur.*

blind: *Ferr. phos.*

catarrhal: *Natr. mur.*

chronic: *Natr. mur.*

cold aggravates: *Calc. phos.*

ameliorates: *Ferr. phos.*

commencing in morning: *Natr. mur.*

congestive: *Ferr. phos.*, *Silicea.*

cool open air relieves: *Kali sulph.*

dull: *Natr. mur.*

during dentition: *Calc. phos.*

eating: *Kali phos.*

menses: *Natr. mur.*, *Natr. sulph.*

Headache, evening, beginning in: *Kali sulph.*

from above downward: *Silicea.*

cold: *Ferr. phos.*

gouty predisposition: *Ferr. phos., Natr. sulph.*

loss of animal fluids: *Natr. mur.*

mental exertion: *Silicea.*

nervous exertion: *Silicea.*

overheating: *Silicea.*

sun heat: *Ferr. phos.*

frontal: *Natr. phos.*

gastric: *Calc. phos., Silicea.*

gentle motion relieves: *Kali phos.*

hammering: *Natr. mur.*

heavy: *Natr. mur.*

intermittent: *Magnes. phos.*

lasting until noon: *Natr. mur.*

migraine: *Natr. mur.*

nape and vertex: *Silicea.*

nervous: *Silicea, Kali phos.*

neuralgic: *Magnes. phos., Kali phos.*

occipital: *Kali phos., Natr. phos.*

of cachectic persons: *Natr. mur.*

children: *Calc. phos., Ferr. phos.*

pale, sensitive persons: *Kali phos.*

scrofulous people: *Silicea.*

students: *Kali phos.*

on crown of head: *Natr. phos.*

during profuse menses: *Ferr. phos.*

on awaking in morning: *Natr. phos.*

paroxysmal: *Magnes. phos.*

quiet relieves: *Natr. sulph.*

rheumatic: *Magnes. phos., Silicea, Calc. phos., Kali sulph.*

sick: *Natr. mur., Kali mur., Ferr. phos., Natr. sulph., Natr. phos.,*

Calc. phos.

sudden in its onset: *Natr. sulph.*

worse near sutures: *Calc. phos.*

Heat in vertex: *Natr. sulph., Natr. phos.*

Hydrocephalus: *Calc. phos., Kali phos.*

Intermittent headache: *Magnes. phos.*

Irritability with headaches: *Kali phos.*

Itching eruption on scalp: *Natr. mur.*

Loss of animal fluids cause headache: *Natr. mur.*

Lumps on scalp: *Silicea.*

Melancholia: *Kali phos., Natr. sulph.*

Meningitis: *Ferr. phos., Kali mur.*

Migraine: *Natr. mur.*

Motion aggravates: *Ferr. phos., Natr. sulph.*

ameliorates: *Kali phos.*

Mouth full of saliva: *Natr. mur.*

Mucus, watery, coughed up: *Natr. mur.*

Nervous headaches: *Silicea.*

Neuralgic headaches: *Kali phos., Magnes. phos.*

Nodules on head: *Silicea.*

Noise, sensitive to: *Kali phos.*

Noises in head: *Kali phos.*

Nosebleed: ameliorates headache: *Ferr. phos.*

Occipital headache: *Natr. phos., Silicea.*

Open fontanelles: *Calc. phos., Silicea.*

Pain, aggravated by heat: *Calc. phos.*

cold: *Calc. phos.*

moving: *Ferr. phos.*

pressure of hat: *Calc. phos.*

stooping: *Ferr. phos.*

as if nail were being driven in: *Ferr. phos.*

skull were too full: *Natr. phos.*

beating: *Ferr. phos.*

bruising: *Ferr. phos.*

occipital: *Kali phos.*

periodical: *Natr. mur.*

pressing: *Calc. phos., Ferr. phos.*

on top of head: *Natr. phos.*

shifting: *Magnes. phos.*

shooting: *Magnes. phos.*

stinging: *Magnes. phos.*

stitching: *Ferr. phos.*

Paroxysmal headache: *Magnes. phos.*

Profusion of tears, with headache: *Natr. mur.*

Prostration with headache: *Kali phos.*

Quiet relieves headache: *Natr. sulph.*

Reading aggravates headache: *Natr. sulph.*

Red eyes in headache: *Ferr. phos.*

face in headache: *Ferr. phos.*

- Rheumatic headaches: *Magnes. phos., Silicea, Calc. phos.*
 Rush of blood to head: *Ferr. phos.*
 Saliva profuse, with head symptoms: *Natr. mur.*
 Scald-head of children, yellow secretion: *Calc. sulph.*
 Scalp: copious scaling of: *Kali sulph.*
 eruptions on: *Ferr. phos.*
 itching pustules on: *Silicea.*
 moist eruptions on: *Kali sulph.*
 sticky eruptions on: *Kali sulph.*
 suppurations of: *Calc. sulph., Silicea.*
 ulcers of: *Calc. phos.*
 with callous edges: *Calc. fluor.*
 white scales on: *Kali sulph., Natr. mur.*
 School girls: cephalalgia of: *Natr. mur., Calc. phos.*
 Scrofulous ulcers of scalp: *Calc. phos.*
 Sensation as if head would open: *Natr. mur.*
 of pressure in and through head: *Natr. sulph.*
 throbbing: *Ferr. phos.*
 Sick headaches: *Natr. phos., Ferr. phos., Natr. mur., Natr. sulph.,*
 Calc. phos.
 Sleeplessness with headache: *Kali phos.*
 Soreness of head to touch: *Ferr. phos.*
 Spasmodic symptoms: *Magnes. phos.*
 Stitching pains: *Ferr. phos.*
 Stooping aggravates pain: *Ferr. phos.*
 Stretching with headaches: *Kali phos.*
 Students, headaches of: *Kali phos.*
 Sun heat, ill effects of: *Ferr. phos.*
 Sunstroke: *Natr. mur.*
 Suppurations of the scalp: *Calc. sulph., Silicea.*
 Sweat of head in children: *Silicea.*
 Taste bitter with headache: *Natr. sulph.*
 Tendency to spasmodic symptoms: *Magnes. phos.*
 Throbbing in the head: *Ferr. phos.*
 Tongue furred in headache: *Ferr. phos.*
 white: *Kali mur.*
 Transparent phlegm, vomiting of: *Natr. mur.*
 Ulcers on scalp scrofulous: *Calc. phos.*
 with callous edges: *Calc. fluor.*
 Unrefreshing sleep with headache: *Natr. mur.*
 Vertigo: *Natr. sulph., Calc. phos., Ferr. phos., Kali phos., Silicea.*

- Vertigo** from nervous exhaustion: *Kali phos.*
 anæmia: *Kali phos.*
 in old age: *Calc. phos.*
 on motion: *Calc. phos.*
 when walking: *Calc. phos.*
 with deathly nausea: *Calc. sulph.*
 with rush of blood to head: *Ferr. phos.*
 tendency to fall to left side: *Silicea.*
- Vomiting of bile:** *Natr. sulph.*
 transparent slime: *Natr. mur.*
 undigested food: *Ferr. phos.*
- Warm room** aggravates headache: *Kali sulph.*
Warmth relieves headaches: *Magnes. phos.*
Watery mucus coughed or vomited up: *Natr. mur.*
Weariness with headache: *Kali phos.*
Weight at back of head: *Kali phos.*
Yawning with headache: *Kali phos.*
Yellow crusts on scalp: *Calc. sulph.*

Eyes.

- Abscess of cornea:** *Calc. sulph., Silicea.*
 first stage: *Ferr. phos.*
- Affections, spasmodic** of eyelids: *Calc. phos.*
- After injuries** to eye: *Calc. sulph.*
- Agglutination** of lids: *Natr. phos., Silicea.*
- Amaurosis:** *Calc. phos.*
- Amblyopia** after suppressed foot sweat: *Silicea.*
 diphtheria: *Kali phos.*
- Anterior chamber, pus** in: *Calc. sulph.*
- Appearance, staring, excited:** *Kali phos.*
- Asthenopia, muscular:** *Natr. mur.*
- Blepharitis:** *Natr. mur., Silicea.*
- Blisters** on cornea: *Natr. mur.*
- Blister-like granulations:** *Natr. phos., Natr. sulph.*
- Bloodshot** eyes: *Natr. phos.*
- Boils** around lids: *Silicea.*
- Burning** of edges of eyelids: *Natr. sulph.*
 sensation in eyes: *Ferr. phos.*
- Cannot use eyes** by gas light: *Calc. phos.*
- Cataract:** *Calc. phos., Kali sulph.*

- Cataract** after suppressed foot sweat: *Silicea*.
 smoky pus, in anterior chamber: *Calc. sulph.*
- Chromopsia:** *Magnes. phos.*
- Ciliary neuralgia:** *Natr. mur.*
 over right eye: *Silicea*.
- Conjunctiva reddened:** *Natr. mur.*
 yellow: *Natr. mur.*
- Conjunctivitis:** *Calc. fluor., Ferr. phos., Natr. mur., Kali sulph.*
Natr. phos.
 acute: *Ferr. phos., Kali sulph.*
 chronic: *Natr. sulph.*
 granular: *Natr. phos.*
 discharge, white mucus: *Natr. mur.*
 greenish: *Natr. sulph.*
 yellow, creamy: *Natr. phos.*
 phlyctenular: *Calc. sulph.*
- Contracted pupils:** *Magnes. phos.*
- Cornea, abscess of:** *Calc. sulph., Silicea.*
 first stage: *Ferr. phos.*
 blisters on: *Natr. mur.*
 opaque: *Silicea, Calc. phos.*
 spots on: *Calc. fluor.*
 white: *Natr. mur.*
 ulcers deep on: *Calc. sulph.*
 scrofulous: *Natr. mur., Calc. phos.*
 superficial flat: *Kali mur.*
- Crusts, yellow on eyelids:** *Kali sulph.*
- Cystic tumors** around lids: *Silicea.*
- Deep abscess** of cornea: *Calc. sulph., Silicea.*
- Dimness** of crystalline lens: *Kali sulph.*
- Diphtheria, strabismus** after: *Kali phos.*
 squinting after: *Kali phos.*
- Diplopia:** *Magnes. phos.*
- Discharge** of thick yellow matter: *Calc. sulph.*
 clear mucus: *Natr. mur.*
 white mucus: *Kali mur.*
 golden-yellow, creamy matter: *Natr. phos.*
 yellow, greenish matter: *Kali mur.*
- Diseases** of lachrymal apparatus: *Silicea.*
- Drooping** of eyelids: *Magnes. phos., Kali phos.*
- Dull vision:** *Magnes. phos.*

- Edges of eyelids** burn: *Natr. sulph.*
- Eruption** of small vesicles about eyes: *Natr. mur.*
- Excited**, staring appearance of eyes: *Kali phos.*
- Eyes**, angles, affections: *Silicea.*
- bloodshot: *Natr. phos.*
 - burning sensation in: *Ferr. phos.*
 - feeling of sand in: *Kali mur.*
 - flickering before: *Calc. fluor.*
 - gauze, before: *Natr. mur.*
 - inflammation of, with acute pain: *Ferr. phos.*
 - dry: *Calc. phos.*
 - discharge of thick yellow mucus: *Calc. sulph.*
 - without secretion: *Ferr. phos.*
 - pain over: *Natr. phos.*
 - red: *Ferr. phos.*
 - sees colors before eyes: *Magnes. phos.*
 - sparks: *Magnes. phos., Calc. fluor.*
 - sensation of foreign body in: *Calc. sulph.*
 - sensitive to light: *Magnes. phos.*
 - sparks before eyes: *Calc. fluor., Magnes. phos.*
- Eyeball**, pains in, aggravated by moving lids: *Ferr. phos.*
- Eyelids**, boils around: *Silicea.*
- burn: *Natr. mur.*
 - cystic tumors around: *Silicea.*
 - drooping of: *Magnes. phos., Kali phos.*
 - edges of, burn: *Natr. sulph.*
 - glued together: *Natr. phos., Silicea.*
 - granular: *Natr. mur.*
 - smarting of: *Natr. mur.*
 - spasmodic affections of: *Calc. phos.*
 - specks of matter on: *Kali mur.*
 - styes on: *Silicea.*
 - twitching of: *Magnes. phos., Calc. sulph.*
 - yellow crusts on: *Kali mur.*
- Flat ulcer** on cornea: *Kali mur.*
- Flickering** before eyes: *Calc. fluor.*
- Foreign body**: sensation of: *Calc. sulph.*
- Gauze** before eyes: *Natr. mur.*
- Glueing together** of eyelids: *Natr. mur., Silicea.*
- Granular conjunctivitis**: *Natr. phos., Natr. sulph.*
- eyelids: *Natr. mur.*

- Granulations** look like small blisters: *Natr. phos.*, *Natr. sulph.*
Greenish discharge from eyes: *Kali mur.*, *Kali sulph.*
Hemiopia: *Calc. sulph.*
Hypopyon: *Calc. sulph.*, *Silicea*, *Kali mur.*
Inflammation of eyes: *Ferr. phos.*, *Calc. phos.*, *Calc. sulph.*
 dry: *Calc. phos.*
 discharge of yellow matter: *Calc. sulph.*
 with acute pain: *Ferr. phos.*
 without secretion: *Ferr. phos.*
Keratitis, parenchymatous: *Kali mur.*, *Calc. phos.*
 pustular: *Silicea*, *Calc. sulph.*
Lachrymation: *Magnes. phos.*, *Natr. mur.*, *Natr. sulph.*
 acid: *Natr. mur.*
 burning: *Natr. sulph.*
 with eruption of small vesicles: *Natr. mur.*
 with neuralgia: *Natr. mur.*
 worse after nitrate of silver: *Natr. mur.*
Lachrymal sac, diseases of: *Silicea.*
Lens, dimness of: *Kali sulph.*
Letters run together when reading: *Natr. mur.*
Lids: *See Eyelids.*
Light, sensitive to: *Magnes. phos.*
Loss of perceptive power after exhaustion: *Kali phos.*
 diphtheria: *Kali phos.*
Moving eyes aggravates pain: *Ferr. phos.*
Mucous discharges, white: *Kali mur.*
 clear: *Natr. mur.*
Muscæ volitantes: *Silicea.*
Muscular asthenopia: *Natr. mur.*
Neuralgia, ciliary: *Natr. mur.*
 over right eye: *Silicea.*
 periodical: *Natr. mur.*
 with lachrymation: *Natr. mur.*
 relieved by warmth: *Magnes. phos.*
 supraorbital: *Magnes. phos.*
 worse right side: *Magnes. phos.*
Nystagmus: *Magnes. phos.*
Obstruction of tear duct: *Natr. mur.*
Onyx: *Kali mur.*
Opaque cornea: *Silicea*, *Calc. phos.*
Ophthalmia: discharge creamy: *Natr. phos.*

- Ophthalmia** : discharge thick and yellow : *Calc. sulph.*
 neonatorum : *Kali sulph.*
 scrofulous : *Natr. phos.*
- Pain**, as of splinter : *Calc. sulph.*
 in eyes : *Ferr. phos.*
 in eyeball, aggravated by moving them : *Ferr. phos.*
 neuralgic : *Magnes. phos., Natr. mur.*
- Parenchymatous keratitis** : *Kali mur., Calc. phos.*
- Perceptive power lost** : *Kali phos.*
- Photophobia** : *Magnes. phos., Kali mur., Natr. sulph., Calc. sulph.*
Natr. mur.
- Photopsia** : *Magnes. phos.*
- Ptosis** : *Kali phos., Magnes. phos.*
- Pupils contracted** : *Magnes. phos.*
- Purulent discharge from eyes** : *Calc. sulph., Kali sulph.*
- Pus in anterior chamber** : *Calc. sulph.*
- Pustular keratitis** : *Silicea, Calc. sulph.*
- Redness of eyes** : *Ferr. phos., Natr. mur.*
- Retinitis** : *Calc. sulph., Ferr. phos., Kali mur.*
- Sand**, sensation of, in eyes : *Kali mur., Ferr. phos.*
- Scalding of parts about eye** : *Natr. mur.*
- Scrofulous ophthalmia** : *Natr. phos.*
 ulcers of cornea : *Natr. mur.*
- Sensation of foreign body in eye** : *Calc. sulph.*
- Sensitiveness to light** : *Magnes. phos.*
- Sight, weak** : *Kali phos.*
- Spasmodic affections of eyelids** : *Calc. phos.*
- Sparks before eyes** : *Calc. fluor., Magnes. phos.*
- Specks of matter on eyelids** : *Kali mur.*
- Spots on cornea** : *Calc. fluor.*
 white : *Natr. mur.*
- Squinting**, after diphtheria : *Kali phos.*
 spasmodic : *Magnes. phos.*
 from intestinal irritation : *Natr. phos.*
- Staring, excited look** : *Kali phos.*
- Strabismus** : *Kali phos., Magnes. phos.*
- Styes on eyelids** : *Silicea.*
- Superficial flat ulcers** : *Kali mur.*
- Supraorbital neuralgias** : *Magnes. phos.*
- Twitching of eyelids** : *Magnes. phos.*
- Ulcers on cornea, deep** : *Calc. sulph.*

- Ulcers**, scrofulous: *Natr. mur.*, *Calc. phos.*
 superficial flat: *Kali mur.*
- Vesicles**, eruption of: *Natr. mur.*
- Vision**, affected, sees colors: *Magnes. phos.*
 sparks: *Magnes. phos.*, *Calc. fluor.*
 dull: *Magnes. phos.*, *Natr. mur.*
- Warmth** relieves neuralgias: *Magnes. phos.*
- Weakness** of sight: *Kali phos.*
- When reading**, letters run together: *Natr. mur.*
- White**, mucous discharge from eyes: *Kali mur.*
- Yellow** conjunctiva: *Natr. sulph.*
 crusts on eyelids: *Kali sulph.*
 discharge from eyes: *Kali mur.*, *Calc. sulph.*, *Kali sulph.*
 golden and creamy: *Natr. phos.*

Ears.

- Aching of bones** around ear: *Calc. phos.*
- Anæmic subjects**, ear troubles in: *Ferr. phos.*
- Ânchylosis** of small bones: *Ferr. phos.*
- Atrophic** ear troubles: *Kali phos.*
- Auditory canal**, swollen: *Silicea.*
- Blowing nose**, cracking noises on: *Kali mur.*
- Bones** around ear ache: *Calc. phos.*
- Burning** of ears: *Natr. phos.*
- Buzzing** in the ears: *Kali phos.*
- Calcareous deposits** on tympanum: *Calc. fluor.*
- Catarrh** of Eustachian tube: *Natr. mur.*, *Kali sulph.*
 tympanic cavity: *Natr. mur.*, *Kali sulph.*
- Cold feeling** of outer ears: *Calc. phos.*
- Complaints**, rheumatic, of ears: *Calc. phos.*
- Confusion** in ears: *Kali phos.*
- Congestive stage** of otitis: *Ferr. phos.*
- Cracking noises** when swallowing: *Kali mur.*
 blowing nose: *Kali mur.*
- Cutting pains** in ear: *Ferr. phos.*
 under ear: *Kali sulph.*
- Dark weather** aggravates earache: *Natr. sulph.*
- Dark redness** of internal parts: *Ferr. phos.*
- Deafness**, from inflammatory action: *Ferr. phos.*
 nerve troubles: *Magnes phos.*

Deafness, swelling of Eustachian tubes : *Kali mur.*, *Kali sulph.*,
Silicea.

external ear : *Kali mur*

glands about ear : *Kali mur*.

inner ear : *Kali sulph*.

throat : *Kali sulph*.

tympanic cavity : *Natr. mur.*, *Silicea*.

suppuration : *Calc. sulph.*, *Silicea*, *Ferr. phos*.

want of perception : *Kali phos*.

worse in a heated room : *Kali sulph*.

Deposit of calcareous matter on tympanum : *Calc. fluor*.

Diffused inflammation : *Ferr. phos*.

Discharges from ear, dirty : *Kali phos*.

fetid : *Kali phos*.

giving no relief to pain : *Ferr. phos*.

muco-purulent : *Ferr. phos*.

offensive : *Kali phos*.

purulent : *Natr. mur.*, *Calc. sulph.*, *Kali sulph*.

mixed with blood : *Kali phos.*, *Calc. sulph*.

thick, puslike : *Calc. sulph*.

watery matter : *Kali sulph*.

Dulness of hearing : *Kali phos.*, *Silicea*, *Ferr. phos*.

from nerve troubles : *Magnes. phos*.

Earache with burning pain : *Ferr. phos*.

discharge of yellowish matter : *Kali sulph*.

inflammation : *Ferr. phos*.

nervous conditions : *Magnes. phos*.

pulsations : *Ferr. phos*.

sensation of something forcing its way out : *Natr. sulph*.

sharp, stitching pain : *Ferr. phos*.

swelling of the glands : *Kali mur*.

throbbing pain : *Ferr. phos*.

white tongue : *Kali mur*.

worse in damp weather : *Natr. sulph*.

Ears, affections of, in anæmic people : *Ferr. phos*.

scrofulous children : *Calc. phos*.

rheumatic people : *Calc. phos*.

atrophic, troubles of : *Kali phos*.

burn : *Natr. phos*.

buzzing in : *Kali phos*.

cold feeling of outer : *Calc. phos*.

covered with thin scabbing : *Natr. phos*.

- Ears**, excessive flow of blood to ear : *Ferr. phos.*
 external, inflammation of : *Silicea.*
 swelling of : *Kali mur.*
 heat in : *Ferr. phos.*
 humming in : *Kali phos.*
 itching of : *Natr. phos.*
 middle, suppuration of : *Kali phos., Calc. sulph., Silicea.*
 noises in : *Ferr. phos., Kali phos.*
 open with loud report : *Silicea.*
 pimples around : *Calc. sulph.*
 pulsation noticed in ear : *Ferr. phos.*
 roaring in : *Natr. mur.*
 sharp cutting pain under : *Kali sulph.*
 sore external : *Natr. phos.*
 stuffy sensation in : *Kali mur.*
 tension in : *Ferr. phos.*
 throbbing in : *Ferr. phos.*
- Eustachian tubes**, catarrh of : *Natr. mur.*
 closed : *Kali mur.*
 swell and cause deafness : *Kali mur., Kali sulph., Silicea.*
- Excessive** flow of blood to ear : *Ferr. phos.*
 granulations within ear : *Kali mur.*
- Excrescence**, 'polypoid, closing ear : *Kali sulph.*
- Exfoliation**, moist, of tympanum : *Kali mur.*
- External meatus** swollen : *Silicea.*
- Fetid** or foul discharges from ear : *Kali phos.*
- Glands** about ear swell : *Kali mur.*
- Granular** conditions of tympanum : *Kali mur.*
 pharyngitis : *Kali mur.*
- Granulations**, excessive : *Kali mur.*
- Hammering** in the ears : *Kali phos.*
- Heated room** aggravates deafness : *Kali sulph.*
- Inflammation**, diffused : *Ferr. phos.*
 of external ear : *Silicea.*
 middle ear, proliferous : *Kali mur.*
 with burning, throbbing pain : *Ferr. phos.*
- Inflammatory** earache from cold : *Ferr. phos.*
 otalgia : *Ferr. phos.*
- Itching** of ears : *Natr. phos.*
- Low forms** of ulceration : *Kali phos.*
- Mastoid process**, caries of : *Silicea.*

- Mastoid process**, diseases of: *Silicea*.
 pains below: *Kali sulph.*
 periosteum diseased: *Calc. fluor.*
- Meatus closed** by polypoid excrescence: *Kali sulph.*
- Membrana tympani**, calcareous deposits on: *Calc. fluor.*
 granular: *Kali mur.*
 moist: *Kali mur.*
 retracted: *Kali mur.*
 thickened: *Ferr. phos.*
 ulcerated: *Kali phos.*
 inflammation proliferous of: *Kali mur.*, *Magnes. phos.*
- Middle ear**, suppuration of: *Kali phos.*, *Calc. sulph.*, *Silicea*.
- Muco-purulent discharges**: *Ferr. phos.*
- Naso-pharyngeal obstructions**: *Kali mur.*
- Nervous otalgia**: *Magnes. phos.*
- Noises in ears**: *Ferr. phos.*, *Kali phos.*, *Kali mur.*
 on blowing nose: *Kali mur.*
 on falling asleep: *Kali phos.*
 on swallowing, cracking: *Kali mur.*
 oversensitiveness to: *Silicea*.
- Noticeable pulsation** in the ears: *Ferr. phos.*
- One ear red, hot, and itching**: *Natr. phos.*
- On falling asleep**, noises: *Kali phos.*
- Otalgia**, inflammatory: *Ferr. phos.*
 nervous: *Magnes. phos.*
- Otitis**, congestive, stage: *Ferr. phos.*
 suppurative: *Silicea*, *Calc. sulph.*, *Kali phos.*
- Otorrhœa**, foul, offensive: *Kali sulph.*, *Silicea*.
- Outer ear covered with thin deposit**: *Natr. phos.*
- Oversensitive to noise**: *Silicea*.
- Pain**, burning: *Ferr. phos.*
 cutting under ear: *Kali sulph.*
 paroxysmal: *Ferr. phos.*
 radiating: *Ferr. phos.*
 sharp: *Ferr. phos.*
 stitching: *Ferr. phos.*, *Kali sulph.*
 tensive below mastoid process: *Kali sulph.*
 throbbing: *Ferr. phos.*
- Parts within ear dark red**: *Ferr. phos.*
- Periosteal affections** of mastoid process: *Calc. fluor.*
- Pimples around ear**: *Calc. sulph.*

- Polypoid excrescence closing meatus: *Kali sulph.*
- Proliferous inflammation of middle ear: *Kali mur.*, *Magnes. phos.*
- Pulsations in ear can be counted: *Ferr. phos.*
- Purulent discharge from ear: *Natr. mur.*, *Kali phos.*, *Silicea*,
Calc. sulph.
offensive: *Kali phos.*, *Kali sulph.*, *Silicea.*
- Radiating pains: *Ferr. phos.*
- Retracted tympanum: *Kali mur.*
- Rheumatic ear complaints: *Calc. phos.*
- Roaring in the ears: *Natr. mur.*
- Scrofulous children, ear complaints in: *Calc. phos.*
- Sharp pains in ear: *Ferr. phos.*, *Magnes. phos.*
under ear: *Kali sulph.*
- Soreness of ears: *Natr. phos.*
- Stinking otorrhœa: *Kali phos.*, *Silicea*, *Kali sulph.*
- Stitching pains in ears: *Ferr. phos.*
- Stuffy sensation in ears: *Kali mur.*
- Suppuration of middle-ear: *Kali phos.*, *Calc. sulph.*, *Silicea.*
- Swallowing, cracking noises on: *Kali mur.*
- Swelling of Eustachian tubes: *Kali mur.*, *Silicea.*
external ear: *Kali mur.*
meatus: *Silicea.*
glands about ears: *Kali mur.*
throat: *Kali mur.*, *Kali sulph.*
tympanic cavity: *Natr. mur.*, *Silicea.*
- Tension in ears: *Ferr. phos.*
- Throbbing pain: *Ferr. phos.*
- Throat swells: *Kali mur.*, *Kali sulph.*
- Tinnitus aurium: *Ferr. phos.*, *Kali phos.*
- Tissues dry up: *Kali phos.*
become scaly: *Kali phos.*
- Tympanum, calcareous deposits on: *Calc. fluor.*
cavity of, catarrh: *Natr. mur.*
swollen: *Natr. mur.*, *Silicea.*
ulcerated: *Kali mur.*
granular: *Kali mur.*
moist exfoliation of: *Kali mur.*
retracted: *Kali mur.*
- Ulcerations, angry: *Kali phos.*
of low form: *Kali phos.*
membrana tympani: *Kali phos.*
whitish discharge: *Kali mur.*

Nose.

- Acrid discharge**, from nose: *Silicea*.
- Adherent crusts**, in pharynx: *Kali mur.*
- Albuminous discharge**: *Calc. phos.*
- Anæmic patients**, colds in: *Calc. phos.*
- Bones of nose**, caries of: *Silicea*.
diseased: *Calc. fluor.*
- Burning in nose**: *Natr. sulph.*
- Caries**, of nasal bones: *Silicea*.
- Catarrhs**: *Kali mur.*, *Ferr. phos.*
old nasal, with loss of smell: *Natr. mur.*
chronic: *Natr. mur.*, *Silicea*.
trickling sensation: *Ferr. phos.*
dry cold: *Kali sulph.*
posterior nares: *Natr. phos.*
- Catarrhal fever**: *Ferr. phos.*
- Colds** cause vesicular eruptions: *Natr. mur.*
in anæmic subjects: *Calc. phos.*
in the head: *Calc. phos.*, *Calc. fluor.*, *Calc. sulph.*, *Ferr. phos.*,
Kali sulph., *Natr. mur.*
predisposition to: *Ferr. phos.*
stuffy: *Calc. fluor.*, *Kali mur.*
- Coldness** of point of nose: *Calc. phos.*
- Congested nasal mucous membrane**: *Ferr. phos.*
- Coryza**, chronic: *Silicea*.
dry: *Calc. fluor.*, *Kali mur.*, *Natr. mur.*
yellow, slimy: *Kali sulph.*
- Coughing** produces nosebleed: *Natr. mur.*
- Crusts** adhere to vault of pharynx: *Kali mur.*
in nose: *Natr. mur.*, *Silicea*.
- Discharges acrid**: *Silicea*.
albuminous: *Calc. phos.*
clear: *Natr. mur.*
corroding: *Silicea*.
fetid: *Kali phos.*, *Silicea*.
greenish: *Calc. fluor.*, *Kali sulph.*
non-transparent: *Kali mur.*
one-sided: *Calc. sulph.*
opaque, white: *Kali mur.*
offensive: *Calc. fluor.*, *Kali phos.*, *Silicea*.

- Discharges purulent** : *Calc. sulph., Silicea.*
 slimy : *Kali sulph.*
 taste salty : *Natr. mur.*
 thick : *Calc. fluor., Calc. sulph., Kali mur., Kali sulph.*
 tinged with blood : *Calc. sulph.*
 viscous : *Kali sulph.*
 watery : *Kali sulph., Natr. mur.*
 white : *Kali mur.*
 yellow : *Calc. fluor., Kali sulph., Natr. phos., Calc. sulph.*
- Dry coryza** : *Calc. fluor., Kali mur., Natr. mur.*
 old catarrhs : *Kali sulph.*
- Dryness of mucous membrane** : *Silicea, Natr. sulph.*
 posterior nares : *Natr. mur.*
- During menses, nosebleed** : *Natr. sulph.*
- Edges of nostril sore** : *Calc. sulph.*
- Epistaxis**, *Calc. sulph., Kali phos., Kali sulph., Natr. phos., Natr. sulph., Ferr. phos.*
 during menses : *Natr. sulph.*
 from coughing : *Natr. mur.*
 from stooping : *Natr. mur.*
 in children : *Ferr. phos.*
 predisposition to : *Kali phos.*
- Eruptions, vesicular with colds** : *Natr. mur.*
 herpetic, around nose : *Silicea.*
- Excoriations in the nose** : *Silicea.*
- First stage of colds in the head** : *Ferr. phos.*
- Fetid discharge from nose** : *Kali phos., Silicea.*
- Greenish discharge** : *Calc. fluor., Kali sulph.*
- Growths, osseous** : *Calc. fluor.*
- Hay fever** : *Natr. mur.*
- Influenza** : *Natr. mur.*
- Itching of tip of nose** : *Silicea.*
- Loss of sense of smell** : *Magnes phos., Natr. mur., Silicea.*
- Mucous membrane congested** : *Ferr. phos.*
 dry : *Silicea.*
 swollen : *Silicea.*
- Mucus tastes salty** : *Natr. mur.*
- Nasal bones, affections of** : *Calc. fluor.*
 caries of : *Silicea.*
 catarrh, thick discharge : *Calc. fluor.*
 polypi, large and pedunculated : *Calc. phos.*

- Nose**, crusts in : *Natr. mur.*, *Silicea*.
 excoriations in : *Silicea*.
 itches at point : *Silicea*.
 obstructed : *Kali sulph.*, *Natr. sulph.*
 picking at : *Natr. phos.*
 scabs in : *Natr. mur.*
 scurf in : *Natr. mur.*
 swollen in scrofulous children : *Calc. phos.*
 ulcerated in scrofulous people : *Calc. phos.*
- Nosebleed** : *Calc. sulph.*, *Kali sulph.*, *Kali phos.*, *Natr. phos.*, *Natr. sulph.*, *Ferr. phos.*
 during menses : *Natr. sulph.*
 from coughing : *Natr. mur.*
 stooping : *Natr. mur.*
 in children : *Ferr. phos.*
 predisposition to : *Kali phos.*
- Obstruction** of nose : *Kali sulph.*
- Odor**, offensive, from nose : *Calc. fluor.*, *Kali phos.*, *Natr. phos.*
- Osseous** growths : *Calc. fluor.*
- Ozæna** : *Calc. fluor.*, *Kali phos.*, *Silicea*, *Calc. phos.*
 syphilitica : *Natr. sulph.*
- Periosteum** of nasal bones affected : *Silicea*.
- Perverted sense** of smell : *Magnes. phos.*
- Pharynx**, adherent crusts in : *Kali mur.*
- Picking** at nose : *Natr. phos.*
- Point of nose** cold : *Calc. phos.*
- Polypi**, large and pedunculated : *Calc. phos.*
- Posterior nares** dry : *Natr. mur.*
 yellow discharge from : *Kali sulph.*
- Predisposition** to catch cold : *Ferr. phos.*
 nosebleed : *Kali mur.*
- Pricking** in nares : *Natr. phos.*
- Running colds** : *Natr. mur.*
- Scabs** in nose : *Natr. mur.*
- Scrofulous** children, nasal affections in : *Calc. phos.*
- Scurf** in nose : *Natr. mur.*
- Smell** lost or perverted : *Kali sulph.*, *Magnes. phos.*, *Natr. mur.*, *Silicea*.
- Sneezing** : *Silicea*.
- Stooping** produces nosebleed : *Natr. mur.*
- Stuffy** colds : *Calc. fluor.*, *Kali mur.*, *Natr. sulph.*

- Swelling of mucous membrane: *Silicea*.
 Swollen nose in scrofulous children: *Calc. phos.*
 Syphilitic ozæna: *Natr. sulph.*
 Tip of nose red and itches: *Silicea*.
 Ulcerated nose in scrofulous children: *Calc. phos.*
 Ulceration of nose, inveterate: *Silicea*.
 Vesicular eruption with colds: *Natr. mur.*

Face.

- Acne: *Silicea, Kali mur.*
 After quinine, neuralgia: *Natr. mur.*
 Aggravation of face symptoms at night: *Calc. phos.*
 Anæmic face: *Calc. phos.*
 Blotched face: *Natr. phos.*
 Bluish face: *Natr. phos.*
 Caries of lower jaw: *Silicea*.
 Cheeks, swelling of: *Calc. sulph., Kali mur.*
 hard: *Calc. fluor.*
 hot and sore: *Ferr. phos.*
 Chlorotic face: *Calc. phos., Ferr. phos.*
 Cold sores on lips, small: *Calc. fluor.*
 Cold applications relieve: *Ferr. phos.*
 Complexion. (*See face.*)
 Countenance, hippocratic: *Kali phos.*
 Cracking of skin of face: *Silicea*.
 Cutting pains in face: *Magnes. phos.*
 Dirty look to face: *Calc. phos.*
 Earthy face: *Calc. phos., Silicea*.
 Eruptions, herpetic: *Calc. sulph.*
 sycotic: *Natr. mur., Silicea*.
 Eyes, sunken, hollow: *Kali phos.*
 Face anæmic: *Calc. phos., Ferr. phos.*
 blotched: *Natr. phos.*
 bluish: *Natr. phos.*
 chlorotic: *Calc. phos., Ferr. phos.*
 cracked: *Silicea*.
 covered with vesicles: *Natr. mur.*
 dirty looking: *Calc. phos.*
 earthy: *Calc. phos.*
 florid: *Natr. phos.*

- Face** flushed: *Ferr. phos.*
 full of pimples: *Calc. phos.*
 if matter forms: *Calc. sulph.*
 greasy: *Calc. phos.*
 greenish-white: *Calc. phos.*
 herpetic eruptions on: *Calc. sulph.*
 itches: *Natr. mur.*
 jaundiced: *Natr. sulph.*
 leaden: *Natr. mur.*
 livid: *Kali phos.*
 pale: *Kali phos., Silicea, Natr. sulph., Natr. mur., Natr. phos.*
 Calc. phos.
 prominent parts cold: *Calc. phos.*
 pustules on: *Calc. sulph.*
 red: *Natr. phos.*
 red with distorted features: *Kali sulph.*
 sallow: *Kali phos., Natr. mur., Natr. sulph., Calc. phos.*
 sickly: *Kali phos.*
 sunken: *Kali phos.*
 sweats while eating: *Natr. mur.*
 cold: *Calc. phos.*
 swelling of: *Kali mur.*
 waxy: *Calc. phos.*
 white about nose: *Natr. mur.*
 yellowish: *Calc. phos., Natr. sulph.*
- Faceache**, aggravated when body gets cold: *Magnes. phos.*
 on right side: *Magnes. phos.*
 after going to bed: *Magnes. phos.*
 in heated room: *Kali sulph.*
 in the evening: *Kali sulph.*
 on moving: *Ferr. phos.*
 ameliorated in cool, open air: *Kali sulph.*
 by warmth: *Magnes. phos.*
 from swelling: *Kali mur.*
 in superior maxillary bone: *Calc. phos.*
 neuralgic: *Kali mur.*
 with constipation: *Natr. mur.*
 flushing: *Ferr. phos.*
 lumps or nodules on face: *Silicea.*
- Falling out of whiskers:** *Natr. mur.*
- Freckles:** *Calc. phos.*

- Greasy looking face: *Calc. phos.*
 Greenish-white face: *Calc. phos.*
 Hard swelling on the cheek: *Calc. fluor.*
 jawbone: *Calc. fluor.*
 Heated room aggravates faceache: *Kali sulph.*
 Herpetic eruptions on face: *Calc. sulph., Natr. mur.*
 Hippocratic countenance: *Kali phos.*
 Hot cheeks: *Ferr. phos.*
 Induration of cellular tissues of face: *Silicea.*
 Inflammatory neuralgia: *Ferr. phos.*
 Itching of face: *Natr. mur.*
 Jaundiced face: *Natr. sulph.*
 Jawbone, caries of: *Silicea.*
 hard swelling on: *Calc. fluor.*
 necrosis of: *Silicea.*
 Jerking pains in face: *Magnes. phos.*
 Lachrymation with neuralgia: *Natr. mur.*
 Leaden face: *Natr. mur.*
 Lips, cold sores on: *Calc. fluor., Natr. mur.*
 Livid face: *Kali phos.*
 Lumps or nodules on face: *Silicea.*
 Lupus: *Silicea, Calc. phos.*
 Necrosis of jaw bone: *Silicea.*
 Neuralgia, after quinine: *Natr. mur.*
 aggravated: on right side: *Magnes. phos.*
 ameliorated by warmth: *Magnes. phos.*
 periodical: *Natr. mur.*
 spasmodic: *Magnes. phos.*
 with lachrymation: *Natr. mur.*
 Neuralgic faceache: *Kali phos., Magnes. phos.*
 rheumatism of face: *Calc. phos.*
 Pain aggravated after going to bed: *Magnes. phos.*
 cutting: *Magnes. phos.*
 in cheeks: *Kali mur.*
 in superior maxillary bone: *Calc. phos.*
 jerking: *Magnes. phos.*
 like lightning: *Magnes. phos.*
 préssing: *Ferr. phos.*
 relieved by warmth: *Magnes. phos.*
 throbbing: *Ferr. phos.*
 Pale face: *Kali phos., Kali sulph., Natr. phos., Silicea, Natr. phos.*

- Periodical neuralgia: *Natr. mur.*
 Pimples on face: *Calc. phos.*
 if matter forms: *Calc. sulph.*
 Pressing pain in face: *Ferr. phos.*
 Prosopalgia: *Magnes. phos.*
 Pustules on face: *Calc. sulph.*
 Rheumatism in face: *Calc. phos.*
 Red face: *Natr. phos., Ferr. phos.*
 Sallow face: *Kali phos., Natr. mur., Natr. sulph., Calc. phos.*
 Sickly face: *Kali phos.*
 Skin of face cracks: *Silicea.*
 Sores, cold: *Calc. fluor., Natr. mur.*
 cheeks: *Ferr. phos.*
 herpetic, hard, on lips: *Calc. fluor.*
 Spasmodic neuralgia: *Magnes. phos.*
 Sunken face: *Kali phos.*
 Suppuration of cheek threatens: *Calc. sulph.*
 Superior maxillary bone, pain in: *Calc. phos.*
 Sweating while eating: *Natr. mur.*
 Swelling of cheeks: *Kali mur.*
 hard: *Calc. fluor.*
 jawbone: *Calc. fluor.*
 parotid gland: *Calc. phos.*
 submaxillary gland: *Calc. phos.*
 Sycosis: *Natr. mur., Silicea.*
 Throbbing of face: *Ferr. phos.*
 Tic douloureux: *Ferr. phos.*
 Vesicles on face: *Natr. mur.*
 Warmth relieves faceaches: *Magnes. phos.*
 Whiskers fall out: *Natr. mur.*
 White about nose: *Natr. phos.*
 Yellowish face: *Calc. phos., Natr. sulph.*

Mouth.

- Acid taste: *Natr. phos.*
 Aphthæ: *Kali mur.*
 with much salivation: *Natr. mur.*
 Ashy-gray ulcers in mouth: *Kali phos.*
 Bitter taste: *Natr. sulph.*
 Blisters, pearl-like at corners: *Natr. mur.*

- Breath**, fetid: *Kali phos.*
 offensive: *Kali phos.*
- Burning cracks in lips**: *Natr. mur.*
- Canker**: *Kali phos., Kali mur.*
 gangrenous: *Kali phos., Silicea.*
 water: *Kali phos.*
- Children**, white ulcers in mouth of: *Kali mur.*
- Coating**, yellow and creamy on roof: *Natr. mur.*
- Corners of mouth**, convulsive twitchings of: *Magnes. phos.*
 cracked: *Natr. mur.*
 ulcerated: *Silicea.*
- Desquamation of lips**: *Kali sulph.*
- Disgusting taste**: *Calc. phos.*
- Drooling**: *Natr. mur.*
- Dryness of lips**: *Kali sulph.*
- Epithelioma**: *Kali sulph.*
- Excoriation of mouth**: *Kali mur.*
- Fetid breath**: *Kali phos.*
- Gangrenous canker**: *Kali phos.*
- Glands, salivary, suppurate**: *Silicea.*
- Gumboil**: *Calc. fluor.*
- Gums, hot and inflamed**: *Ferr. phos.*
- Hard swelling of jawbone**: *Calc. fluor.*
- Hot, inflamed gums**: *Ferr. phos.*
- Inflammation of glands, salivary**: *Natr. mur.*
 gums: *Ferr. phos.*
- Insides of lips sore**: *Calc. sulph.*
- Jawbone, hard swelling on**: *Calc. fluor.*
- Lips, cracks in**: *Natr. mur.*
 painful and burning: *Natr. mur.*
 sore inside of: *Calc. sulph.*
- Lower lip, desquamation of**: *Kali sulph.*
 dryness of: *Kali sulph.*
 swollen: *Kali sulph.*
- Mouth, blisters around**: *Natr. mur.*
 canker of: *Kali mur., Kali phos.*
 gangrenous: *Kali phos., Silicea.*
 water: *Kali phos.*
 cracked: *Natr. mur.*
 corners of, twitch: *Magnes. phos.*
 ulcerated: *Silicea.*

- Mouth**, full of slime: *Natr. sulph.*
 heat in: *Kali sulph.*
 rawness of: *Kali mur.*
 redness of: *Kali mur.*
 vesicular eruption around: *Natr. sulph.*
 white ulcers in: *Kali mur.*
 yellow, creamy coating on roof: *Natr. phos.*
- Mucous membrane**, reddened: *Ferr. phos., Kali mur.*
- Noma**: *Kali phos.*
- Nursing mothers**, ulcers in mouths of: *Kali mur.*
- Offensive breath**: *Natr. mur.*
- Painful cracks** in lips: *Natr. mur.*
- Perforating ulcer** of palate: *Silicea.*
- Ranula**: *Natr. mur.*
- Rawness** of mouth: *Kali mur.*
- Redness** of mucous membrane: *Kali mur., Ferr. phos.*
- Salivary glands**, inflammation of: *Natr. mur.*
 suppuration of: *Silicea.*
- Salivation**: *Natr. mur.*
- Sores** in commissures: *Natr. mur.*
- Stomatitis**: *Kali phos.*
- Swelling**, hard, on jawbone: *Calc. fluor.*
- Taste**, acid: *Natr. phos.*
 bitter: *Natr. sulph.*
 disgusting: *Calc. phos.*
- Thrush**: *Kali mur., Natr. mur.*
- Twitchings** of corners: *Magnes. phos.*
- Ulcers in mouth**, ashy-gray: *Kali phos.*
 in corners: *Silicea.*
 perforating: *Silicea.*
 white: *Kali mur.*
- White ulcers** in mouth: *Kali mur.*
- Yellow, creamy coating** of roof of mouth: *Natr. phos.*

Tongue and Taste.

- Acrid taste**: *Calc. sulph.*
- Acid taste**: *Natr. phos.*
- Bitter taste**: *Natr. sulph.*
- Blisters** on tip of tongue: *Natr. phos., Natr. sulph.*
- Brownish tongue**: *Natr. sulph., Kali phos.*

- Clay colored tongue :** *Calc. sulph.*
Clean tongue : *Ferr. phos., Magnes. phos.*
Coating on tongue, brownish : *Natr. sulph., Kali phos.*
 clay colored : *Calc. sulph.*
 creamy : *Natr. phos.*
 dirty : *Natr. sulph.*
 frothy : *Natr. mur.*
 golden-yellow : *Natr. phos.*
 grayish-green : *Natr. sulph.*
 grayish : *Kali mur.*
 green : *Natr. sulph.*
 moist : *Natr. phos., Natr. mur.*
 slimy : *Natr. mur., Natr. sulph., Kali sulph.*
 white furred : *Kali mur., Calc. phos.*
 on edges : *Kali sulph.*
 yellow : *Kali sulph., Natr. phos.*
 at base : *Calc. sulph.*
Cracked tongue : *Calc. fluor.*
Creamy coating on tongue : *Natr. phos.*
Dark red swelling of tongue : *Ferr. phos.*
Dirty tongue : *Natr. sulph.*
Dry tongue : *Kali phos., Kali mur.*
Edges covered with froth : *Natr. mur.*
 white : *Kali sulph.*
Flabby tongue : *Calc. sulph.*
Frothy saliva on tongue : *Natr. mur.*
Furred tongue : *Ferr. phos.*
Glossitis : *Ferr. phos.*
 suppuration in : *Calc. sulph.*
 swelling in : *Kali mur.*
Golden-yellow coating on tongue : *Natr. phos.*
Grayish tongue : *Natr. sulph., Kali mur.*
Greenish tongue : *Natr. sulph.*
Hair, sensation of, on : *Silicea.*
 tip : *Natr. phos.*
Induration of tongue : *Calc. fluor., Silicea.*
Inflammation of tongue : *Ferr. phos.*
 with dryness : *Kali phos.*
 suppuration : *Calc. sulph.*
 swelling : *Kali mur.*
Inspid taste : *Kali sulph.*

- Loss of taste :** *Natr. mur.*
- Mapped tongue :** *Natr. mur.*
- Moist, creamy coating on tongue :** *Natr. phos.*
- Numb tongue :** *Calc. phos.*
- Pappy taste :** *Calc. sulph.*
- Red tongue :** *Ferr. phos., Natr. sulph.*
- Saliva, bubbles of, on tongue :** *Natr. mur.*
- Sensation as if tongue would cleave to roof of mouth :** *Kali phos.*
of hair on : *Silicea.*
tip : *Natr. phos.*
- Slimy coating on tongue :** *Natr. mur., Natr. sulph.*
- Soapy taste :** *Calc. sulph.*
- Sour taste :** *Calc. sulph.*
- Stiff tongue :** *Calc. phos.*
- Swelling, dark red, of tongue :** *Ferr. phos.*
- Swollen tongue :** *Kali mur., Calc. phos.*
- Taste, acid :** *Natr. phos.*
acid : *Calc. sulph.*
bitter : *Natr. sulph.*
disgusting : *Calc. phos.*
insipid : *Calc. sulph.*
loss of : *Natr. mur.*
pappy : *Kali sulph.*
soapy : *Calc. sulph.*
sour : *Calc. sulph.*
- Tip of tongue, blisters on :** *Natr. phos., Natr. sulph.*
sensation of hair on : *Natr. phos.*
vesicles on : *Natr. mur.*
- Tongue, brownish :** *Natr. sulph., Kali phos.*
clean : *Ferr. phos., Magnes. phos.*
covered with saliva : *Natr. mur.*
cracked : *Calc. fluor.*
creamy coating on root : *Natr. phos.*
dark red swelling of : *Ferr. phos.*
dirty : *Natr. sulph.*
dry : *Kali phos., Kali mur.*
flabby : *Calc. sulph.*
furred : *Ferr. phos.*
golden yellow : *Natr. phos.*
greenish : *Natr. sulph.*
induration of : *Calc. fluor., Silicea.*

- Tongue**, inflamed: *Ferr. phos.*
 with dryness: *Kali phos.*
 suppuration: *Calc. sulph.*
 swelling: *Kali mur.*
 mapped: *Natr. mur.*
 moist: *Natr. phos.*
 numb: *Calc. phos.*
 pimples on: *Calc. phos.*
 red: *Ferr. phos.*
 saliva, covered with: *Natr. mur.*
 sensation of hair on: *Silicea.*
 slimy: *Natr. mur., Kali mur.*
 stiff: *Calc. phos.*
 swollen: *Calc. phos., Kali mur.*
 ulcers on: *Silicea.*
 vesicles on: *Natr. mur.*
 white: *Calc. phos., Kali mur.*
 on edges: *Kali sulph.*
 yellow at base: *Calc. sulph.*
Ulcers on tongue: *Silicea.*
Vesicles on tip of tongue: *Natr. mur.*
White coating on: *Calc. phos., Kali mur.*
 edges: *Kali sulph.*
Yellow at base: *Calc. sulph.*

Teeth and Gums.

- After warm food** toothache: *Ferr. phos.*
Articulation slow: *Kali phos.*
Bleeding of gums: *Natr. mur., Kali phos.*
Brown deposit on teeth: *Kali phos.*
Chattering of teeth, nervous: *Kali phos.*
Complaints during teething: *Calc. phos.*
Convulsions during teething: *Ferr. phos., Magnes. phos.*
Cool, open air relieves toothache: *Kali sulph.*
Cramps during teething: *Magnes. phos.*
Decay of teeth too rapid: *Calc. phos.*
Dentition, complaints during: *Calc. phos.*
 convulsions during: *Magnes. phos.*
 cramps during: *Magnes. phos.*
 delayed: *Calc. phos.*

- Dentition with fever: *Ferr. phos.*
 Dental fistulæ: *Silicea.*
 Drooling: *Natr. mur.*
 Easily bleeding gums: *Natr. mur.*
 Enamel of teeth deficient: *Calc. fluor.*
 rough: *Calc. fluor.*
 Fistulæ dentalis: *Silicea.*
 Grinding of teeth: *Natr. phos.*
 Gums, bleed easily: *Natr. mur., Kali phos.*
 inflamed: *Calc. phos.*
 pale: *Calc. phos.*
 painful: *Calc. phos.*
 predisposition to bleed: *Kali phos.*
 red seam on: *Kali phos.*
 sensitive: *Natr. mur.*
 ulcerated: *Natr. mur.*
 Gumboil before matter forms: *Kali mur.*
 Inarticulate speech: *Kali phos.*
 Inflamed gums: *Calc. phos.*
 Looseness of teeth: *Calc. fluor., Natr. mur., Silicea.*
 Nervous chattering of teeth: *Kali phos.*
 Painful gums: *Calc. phos.*
 Pale gums: *Calc. phos.*
 Ranula: *Natr. mur.*
 Red seam on gums: *Kali phos.*
 Rheumatic toothache: *Calc. sulph.*
 Salivation with toothache: *Natr. mur.*
 Sensitive gums: *Natr. mur.*
 Speech slow and inarticulate: *Kali phos.*
 Smoking relieves toothache: *Natr. sulph.*
 Teeth, ailments of, during pregnancy: *Calc. phos.*
 decay rapidly: *Calc. phos.*
 develop slowly: *Calc. phos.*
 grinding of, during sleep: *Natr. phos.*
 loose: *Calc. fluor., Natr. mur., Silicea.*
 nervous chattering of: *Kali phos.*
 sensitive: *Calc. sulph., Magnes. phos.*
 Teething: See Dentition.
 Teething ailments during pregnancy: *Calc. phos.*
 Tobacco smoke relieves toothache: *Natr. sulph.*
 Toothache, aggravated at night: *Calc. phos., Silicea.*

- Toothache**, aggravated by food: *Calc. fluor.*
 in the evening: *Kali sulph.*
 in warmth: *Kali sulph.*
 ameliorated by cold: *Ferr. phos.*
 cool air: *Kali sulph.*
 hot liquids: *Magnes. phos.*
 tobacco smoke: *Natr. sulph.*
 boring pain: *Calc. phos.*
 caused by chilling of feet: *Silicea.*
 congestive: *Ferr. phos., Magnes. phos.*
 inflammatory: *Ferr. phos., Magnes. phos.*
 neuralgic: *Magnes. phos.*
 pains, boring: *Calc. phos.*
 tingling: *Calc. phos.*
 shift: *Magnes. phos.*
 rheumatic: *Calc. sulph.*
 salivation with: *Natr. mur.*
 shooting: *Magnes. phos.*
 with dental fistula: *Silicea.*
 easily bleeding gums: *Kali phos.*
 involuntary flow of tears: *Natr. mur.*
 looseness of teeth: *Calc. fluor.*
 swollen cheek: *Kali mur., Calc. sulph.*
 hot cheek: *Ferr. phos.*
- Ulceration of gums:** *Natr. mur.*

Throat.

- Abscess** of tonsils: *Calc. sulph., Silicea.*
Adherent crusts in pharynx: *Kali mur.*
Burning of throat: *Ferr. phos.*
Choking sensation in throat: *Magnes. phos.*
Chronic sore throat: *Natr. mur.*
 dryness of throat: *Natr. mur.*
Clergyman's sore throat: *Calc. phos.*
Congestion of throat: *Ferr. phos.*
Constriction of throat, spasmodic: *Magnes. phos.*
Croup: *Ferr. phos., Kali mur., Calc. fluor., Calc. phos., Kali phos.*
Crusts in pharynx: *Kali mur.*
Deafness in tonsillitis: *Calc. phos.*
Deglutition painful: *Ferr. phos.*

- Diphtheria**: after effects of; *Kali phos.*, *Silicea*.
 false: *Natr. phos.*
 first stage: *Ferr. phos.*
 principal remedy: *Kali mur.*
 when it goes to trachea: *Calc. fluor.*
 with drowsiness: *Natr. mur.*
 green vomiting: *Natr. sulph.*
 puffy, pale face: *Natr. mur.*
 watery stools: *Natr. mur.*
- Dry throat**: *Ferr. phos.*, *Natr. mur.*, *Natr. sulph.*
- Enlargement of throat**: *Natr. mur.*
- Fauces inflamed**: *Ferr. phos.*
 painful: *Ferr. phos.*
 red: *Ferr. phos.*
 swollen: *Calc. sulph.*
- Feeling of lump in throat on swallowing**: *Natr. sulph.*
- Follicular pharyngitis**: *Kali mur.*
- Gangrenous sore throat**: *Kali phos.*
- Glands swollen**: *Ferr. phos.*, *Natr. mur.*
 suppurate: *Calc. sulph.*, *Silicea*.
- Glottis, spasms of**: *Magnes. phos.*
- Goiter**: *Calc. phos.*, *Calc. fluor.*, *Silicea*.
 with watery secretions: *Natr. mur.*
- Heat in throat**: *Ferr. phos.*
- Inflammation of fauces**: *Ferr. phos.*
 throat: *Ferr. phos.*, *Natr. phos.*
 tonsils, *Ferr. phos.*
- Laryngismus stridulus**: *Magnes. phos.*
- Lump, feeling of, when swallowing**: *Natr. Sulph.*
- Malignant conditions of throat**: *Kali phos.*
- Membranous exudation in throat**: *Kali mur.*
- Mucus, tough, in throat**: *Kali sulph.*
- Mumps**: with hawking up of salty mucus; *Natr. mur.*
 salivation: *Natr. mur.*
 swelling of parotids: *Kali mur.*
- On swallowing**: feeling of lump: *Natr. sulph.*
 liquids, constriction: *Magnes. phos.*
 painful: *Calc. phos.*, *Ferr. phos.*
- Painful deglutition**: *Calc. phos.*, *Ferr. phos.*
 fauces: *Ferr. phos.*
 throat: *Ferr. phos.*

- Palate inflamed:** *Ferr. phos.*
 yellow coating on: *Natr. phos.*
- Paralysis, post, diphtheritic:** *Natr. mur.*
 of vocal chords: *Kali phos.*
 velum pendulum palati: *Silicea.*
- Pharyngitis, follicular:** *Kali mur.*
- Pharynx, adherent crusts in:** *Kali mur.*
- Posterior nares, dropping from:** *Natr. phos.*
- Red fauces:** *Ferr. phos.*
- Relaxed sore throat:** *Calc. phos., Calc. fluor.*
 uvula: *Natr. mur.*
 causes cough: *Calc. fluor.*
- Sensation of choking:** *Magnes. phos.*
- Spasm of glottis:** *Magnes. phos.*
- Suffocative feeling in throat:** *Magnes. phos.*
- Swollen glands:** *Ferr. phos., Calc. phos., Kali mur.*
- Throat, burning in:** *Ferr. phos.*
 congested: *Ferr. phos.*
 covered with transparent mucus: *Natr. mur.*
 tough mucus: *Kali sulph.*
 dry: *Ferr. phos., Natr. mur., Natr. sulph.*
 gangrenous: *Kali phos.*
 grayish patches in: *Kali mur.*
 heat in: *Ferr. phos.*
 inflamed: *Ferr. phos., Natr. phos., Natr. sulph.*
 malignant conditions in: *Kali phos.*
 pains: *Calc. phos., Ferr. phos.*
 red: *Ferr. phos.*
 relaxed: *Calc. phos., Calc. fluor.*
 spasmodic constriction of: *Magnes. phos.*
 suppuration of: *Calc. sulph., Silicea.*
 swollen: *Kali mur.*
 throbbing in: *Ferr. phos.*
 tickling in: *Calc. fluor.*
 tough mucus in: *Kali sulph.*
 ulcerated: *Ferr. phos., Kali mur.*
- Thyroid gland enlarged:** *Silicea, Calc. phos., Calc. fluor, Natr. mur.*
- Tonsils enlarged:** *Calc. phos.*
 inflamed: *Ferr. phos.*
 periodically: *Silicea.*
 with deafness: *Calc. phos.*

- Tonsils inflamed, with deafness, much swelling:** *Kali mur.*
 pain on opening mouth: *Calc. phos.*
 suppuration: *Calc. sulph., Silicea.*
 yellow coating on: *Natr. phos.*
- Ulcerated throat:** *Ferr. phos., Kali mur.*
- Uvula elongated:** *Calc. fluor.*
 causes cough: *Calc. fluor.*
 relaxed: *Natr. mur., Calc. fluor.*
- Voice sudden and shrill:** *Magnes. phos.*
- Yellow coating on palate:** *Natr. phos.*
 mucus drops from posterior nares: *Natr. phos.*

Gastric Syntoms.

- Acidity:** *Natr. phos.*
- After eating, regurgitation of food:** *Magnes. phos.*
- Appetite, loss of:** *Ferr. phos., Kali mur., Natr. sulph.*
- Aversion to acids:** *Ferr. phos.*
 bread: *Natr. mur.*
 coffee: *Ferr. phos.*
 herrings: *Ferr. phos.*
 hot drinks: *Kali sulph.*
 meat: *Ferr. phos., Silicea.*
 milk: *Ferr. phos.*
 warm food: *Silicea.*
- Biliousness:** *Natr. sulph.*
 with gray tongue: *Kali mur.*
- Bilious colic:** *Natr. sulph.*
- Burning heat in stomach:** *Kali sulph.*
 thirst: *Kali sulph.*
- Cannot bear tight clothing:** *Ferr. phos.*
- Colicky pains:** *Kali sulph.*
- Deathly sickness at stomach:** *Ferr. phos.*
- Desires, bacon:** *Calc. phos.*
 claret: *Calc. sulph.*
 fruit: *Calc. sulph.*
 ham: *Calc. phos.*
 salted food: *Calc. phos., Natr. mur.*
 smoked meats: *Calc. sulph.*
- Dyspepsia, chronic:** *Silicea.*
 nervous: *Kali phos.*

- Dyspepsia** with flushed, hot face: *Ferr. phos.*
 pressure as of a load in stomach: *Kali sulph.*
 white, grayish tongue: *Kali mur.*
- Empty gone feeling** in stomach: *Natr. phos.*
- Epigastrium** tender to touch: *Ferr. phos.*
- Eructations**, sour: *Natr. phos., Natr. sulph., Silicea.*
- Excessive hunger**: *Kali phos., Silicea.*
- Faintness** at stomach: *Kali sulph.*
- Fatty food** causes indigestion: *Kali mur.*
- Flatulence**, brings back taste of food: *Ferr. phos.*
 with disturbance about heart: *Kali phos.*
 distention and constipation: *Magnes. phos.*
 pain, no relief from belching: *Magnes. phos.*
 sluggish liver: *Kali mur.*
 sour risings: *Natr. phos., Natr. sulph.*
- Fulness**, sensation of: *Kali sulph.*
- Gastritis**: *Ferr. phos., Kali mur.*
 chronic: *Kali sulph.*
 from too hot drinks: *Kali mur.*
- Gastralgia**, relieved by warmth and bending double: *Magnes. phos.*
- Gastric abrasions**: *Natr. phos.*
 fever: *Ferr. phos.*
 ulcerations: *Natr. phos.*
- Gone sensation** at pit of stomach: *Kali phos., Natr. phos.*
- Hæmorrhage** from stomach: *Kali mur.*
- Heartburn** after eating: *Natr. mur., Natr. sulph., Silicea.*
- Heat** in stomach: *Kali sulph.*
- Hiccough**: *Magnes. phos.*
- Hunger**, excessive: *Kali phos., Silicea.*
- Induration** of pylorus: *Silicea.*
- Indigestion**, nervous: *Kali phos.*
 pain after taking food: *Ferr. phos.*
 spasmodic: *Magnes. phos.*
 with vomiting of white mucus: *Kali phos.*
 waterbrash: *Natr. mur.*
- Jaundice** after gastritis: *Kali sulph.*
 from vexation: *Natr. sulph.*
 with drowsiness: *Natr. mur.*
- Longing** for salty food: *Natr. mur.* (See desires.)
- Loss of appetite**: *Ferr. phos., Kali mur., Natr. phos.*
- Nausea**: *Kali sulph., Natr. phos., Natr. sulph.*

- Nausea** after fat food : *Kali mur.*
- Pain** in right side under shoulder : *Kali mur.*
 after taking food : *Natr. phos., Calc. phos.*
- Pressure** in stomach : *Magnes. phos.*
- Pylorus**, induration of : *Silicea.*
- Regurgitation** of food after eating : *Magnes. phos.*
- Stomach**, beating in : *Ferr. phos.*
 burning heat in : *Kali sulph.*
 chronic catarrh of : *Kali sulph.*
 cramps in : *Magnes. phos.*
 deep seated pain in : *Kali sulph.*
 distended : *Natr. sulph.*
 empty feeling in : *Natr. phos.*
 gone feeling in : *Kali sulph., Natr. phos.*
 hæmorrhage from : *Kali mur.*
 heavy : *Natr. sulph.*
 painful : *Ferr. phos.*
 swollen : *Ferr. phos.*
 tender : *Ferr. phos.*
 ulceration of : *Natr. phos.*
- Stomach ache**, aggravated by pressure : *Ferr. phos.*
 due to worms : *Natr. phos.*
 from chill : *Ferr. phos.*
 fright or excitement : *Kali phos.*
 with constipation : *Kali mur.*
- Thirst**, burning : *Kali sulph.*
 during evening : *Natr. sulph.*
- Thirstlessness** : *Kali sulph.*
- Ulceration** of stomach : *Natr. phos.*
- Vomiting**, acid : *Natr. mur.*
 after cold water : *Calc. phos.*
 ice cream : *Calc. phos.*
 before breakfast : *Ferr. phos.*
 bile : *Natr. sulph.*
 bright red blood : *Ferr. phos.*
 clotted blood : *Kali mur.*
 coffee grounds : *Natr. mur., Natr. phos.*
 curdled masses : *Natr. mur., Natr. phos.*
 dark blood : *Kali mur.*
 greenish water : *Natr. sulph.*
 immediately after nursing : *Silicea.*

Vomiting, infantile: *Calc. phos.*

sour: *Ferr. phos., Natr. mur., Natr. phos.*

stringy mucus: *Natr. mur.*

thick, white phlegm: *Kali mur.*

transparent mucus: *Natr. mur.*

undigested food: *Ferr. phos., Calc. phos., Calc. fluor.*

viscid blood: *Kali mur.*

watery mucus: *Natr. mur.*

Waterbrash: *Natr. phos.*

Water gathers in mouth: *Kali mur., Kali phos., Natr. mur.*

Abdomen and Stool.

Abdomen feels cold to touch: *Kali sulph.*

flabby: *Calc. phos.*

swollen: *Kali phos., Kali mur.*

sunken: *Calc. phos.*

tender: *Kali mur.*

tense: *Kali sulph.*

tympanitic: *Kali sulph.*

After stool, torn, bleeding and smarting feeling: *Natr. mur.*

vaccination, diarrhoea: *Silicea.*

Anus, fissured: *Silicea, Calc. phos., Natr. mur., Calc. fluor.*

fistula in: *Silicea, Calc. sulph., Calc. phos.*

itching at: *Natr. phos., Calc. phos., Calc. fluor.*

neuralgia of: *Calc. phos.*

painful abscesses about: *Calc. sulph.*

prolapsus of: *Calc. sulph., Kali phos., Natr. mur.*

disposition to: *Ferr. phos.*

rawness of: *Natr. phos.*

soreness of: *Natr. phos.*

wart like eruptions on: *Natr. sulph.*

Belching gives no relief in colic: *Magnes. phos.*

Bowels, great torpor of: *Natr. mur.*

lining membrane of, protrudes: *Kali phos.*

looseness of, in old women: *Natr. sulph.*

pain in: *Natr. phos.*

sulphurous odor of gas from: *Kali sulph.*

Burning pain in rectum: *Natr. mur.*

Children draw up legs in colic: *Magnes. phos.*

large abdomen in: *Silicea.*

- Cholera**, first stage: *Ferr. phos.*
 stools like rice water: *Kali phos.*
- Choleraic cramps**: *Magnes. phos.*
 symptoms: *Kali sulph.*
- Colic** accompanied with belching: *Magnes. phos.*
 ameliorated by rubbing: *Magnes. phos.*
 warmth: *Magnes. phos.*
 at every attempt to eat: *Calc. phos.*
 begins in right groin: *Natr. sulph.*
 belching gives no relief in: *Magnes. phos.*
 crampy: *Magnes. phos.*
 flatulent: *Natr. phos., Magnes. phos., Kali sulph.*
 forcing patient to bend double: *Magnes. phos.*
 from worms: *Silicea.*
 of children: *Magnes. phos.*
 pains radiate from umbilicus: *Magnes. phos.*
 remittent: *Magnes. phos.*
- Congestion** of liver: *Natr. sulph.*
- Constipation**, alternating with diarrhoea: *Natr. mur.*
 from want of moisture: *Natr. mur.*
 with spinal affections: *Silicea.*
 inactivity of bowels: *Natr. mur.*
 furred tongue: *Kali mur.*
 hemorrhoidal: *Natr. mur.*
 inability to expel fæces: *Calc. fluor.*
 hard stool in old people: *Calc. phos.*
 heat in lower bowel: *Ferr. phos.*
 hectic fever: *Calc. sulph.*
 stools light colored: *Kali mur.*
- Cramps**: *Magnes. phos., Kali sulph.*
- Diarrhoea**, after maple sugar: *Calc. sulph.*
 fatty food: *Kali mur.*
 wet weather: *Natr. sulph.*
 vaccination: *Silicea.*
 alternating with constipation: *Natr. mur.*
 bilious: *Natr. sulph.*
 caused by chill: *Ferr. phos.*
 excessive acidity: *Natr. phos.*
 change of weather: *Calc. sulph.*
 fright: *Kali phos.*
 relaxed intestinal villi: *Ferr. phos.*

- Diarrhœa**, dark, bilious stools: *Natr. sulph.*
 excoriating: *Natr. mur.*
 foul, putrid odor: *Kali phos.*
 green stools: *Natr. phos.*, *Calc. phos.*
 infantile: *Silicea.*
 involuntary: *Natr. mur.*
 purulent: *Calc. sulph.*, *Kali sulph.*
 slimy stools: *Calc. phos.*, *Kali mur.*, *Natr. mur.*, *Kali sulph.*, *Calc. sulph.*
 undigested: *Ferr. phos.*, *Calc. phos.*
 watery: *Natr. mur.*, *Ferr. phos.*, *Natr. sulph.*, *Calc. sulph.*,
Magnes. phos., *Kali sulph.*, *Calc. phos.*
 with cramps in calves: *Magnes. phos.*
 white stools: *Natr. phos.*, *Kali mur.*
 with depression: *Kali phos.*
 exhaustion: *Kali phos.*
 jaundice: *Natr. phos.*
 yellow, slimy, watery, purulent: *Kali sulph.*
- Drawing up of legs** in children with colic: *Magnes. phos.*
- Duodenal catarrh**: *Kali mur.*
- Dysentery**, febrile stage: *Ferr. phos.*
 stools purulent: *Calc. sulph.*
 pure blood: *Kali phos.*
 sanious: *Calc. sulph.*
 slimy: *Kali mur.*
 with purging: *Kali mur.*
 spasmodic retention of urine: *Magnes. phos.*
- Enteralgia**, relieved by bending double: *Magnes. phos.*
 warmth: *Magnes. phos.*
- Enteric fever**: *Ferr. phos.*, *Kali mur.*, *Calc. phos.*, *Kali sulph.*, *Kali phos.*
- Fissure in anus**: *Silicea*, *Calc. phos.*, *Natr. mur.*, *Calc. fluor.*
- Fistula in ano**: *Silicea*, *Calc. sulph.*, *Calc. phos.*
- Flatulence** and colic: *Natr. phos.*, *Natr. sulph.*
 abdomen swollen: *Kali mur.*
 cutting pain in abdomen: *Natr. sulph.*
 distress about heart: *Kali phos.*
 fetid: *Calc. phos.*
 shifting of: *Silicea.*
- Forcible expulsion** of stool: *Magnes. phos.*
- Gall stones**, to prevent re-formation of: *Calc. phos.*

- Heat in lower bowels:** *Natr. sulph.*
- Hemorrhoids, beating in:** *Natr. mur.*
 bleeding: *Kali mur., Ferr. phos., Calc. fluor.*
 blind: *Kali sulph., Calc. fluor.*
 chronic: *Calc. phos.*
 cutting, like lightning in: *Magnes. phos.*
 external: *Kali sulph.*
 inflamed: *Ferr. phos.*
 intensely painful: *Silicea.*
 internal: *Kali sulph., Calc. fluor.*
 oozing: *Calc. phos.*
 smarting: *Natr. mur.*
- Hereditary looseness in old women:** *Natr. sulph.*
- Hernia, abdominal:** *Calc. phos.*
 incarcerated: *Ferr. phos.*
 inflamed: *Ferr. phos.*
- Herpes about anus:** *Natr. mur.*
- Intestinal ulcers:** *Calc. sulph.*
- Irritable liver:** *Natr. sulph.*
- Itching in anus aggravated at night:** *Natr. phos.*
- Jaundice after vexation:** *Natr. sulph.*
 caused by a chill: *Kali mur.*
 gastric catarrh: *Kali sulph.*
 gastro-duodenal catarrh: *Kali mur., Natr. mur.*
 with diarrhœa: *Natr. phos.*
- Large abdomen in children:** *Silicea.*
- Lienteria from relaxed pyloric muscles:** *Ferr. phos.*
- Liver, complete torpidity of:** *Kali mur.*
 congestion of: *Natr. sulph.*
 irritable: *Natr. sulph.*
 region of, painful: *Calc. sulph.*
 sharp, stitching pains in: *Natr. sulph.*
 sluggish action of: *Kali mur.*
 soreness to touch of: *Natr. sulph.*
- Marasmus in teething children:** *Calc. phos.*
- Mesenteric glands enlarged:** *Calc. phos.*
- Neuralgia of the anus:** *Calc. phos.*
- Pain around navel causes crying:** *Calc. phos.*
 in lower part of sacrum: *Calc. phos.*
 in the bowels: *Natr. phos.*

- Painful abscess about anus:** *Calc. sulph.*
 region of liver: *Calc. sulph.*
- Peritonitis:** *Ferr. phos., Kali mur., Kali sulph.*
- Perityphlitis:** *Kali mur., Ferr. phos.*
- Piles.** (See hemorrhoids.)
- Prolapsus ani:** *Calc. sulph., Kali phos., Natr. mur.*
 disposition to: *Ferr. phos.*
- Purging:** *Kali sulph., Kali mur.*
- Rawness of anus:** *Natr. phos.*
- Rectum, prolapsus of:** *Calc. sulph., Kali phos., Natr. mur.*
 stitches in: *Natr. mur.*
- Region of liver painful:** *Calc. sulph.*
- Remittent colic:** *Magnes. phos.*
- Sharp, stitching pains in liver:** *Natr. sulph.*
- Soreness of liver to touch or jars:** *Natr. sulph.*
- Splenic troubles:** *Kali phos.*
- Stitches in rectum:** *Natr. mur.*
- Stools:** bilious: *Natr. sulph.*
 bloody: *Kali mur., Calc. sulph., Kali phos.*
 cadaverous smelling: *Silicea.*
 clay colored: *Kali mur.*
 coagulated casein: *Natr. phos.*
 copious: *Ferr. phos., Calc. phos.*
 crumbling: *Natr. mur.*
 dark: *Natr. sulph.*
 difficult to expel: *Natr. mur., Natr. sulph.* (soft).
 dry: *Natr. mur.*
 expelled with force: *Magnes. phos.*
 flocculent: *Kali mur.*
 fetid: *Kali phos.*
 foul: *Kali phos.*
 frequent: *Natr. phos.*
 frothy: *Natr. mur.*
 glairy: *Natr. mur.*
 green: *Natr. phos., Natr. sulph., Calc. phos.*
 hard: *Natr. mur., Natr. sulph., Calc. phos.*
 hot: *Calc. phos.*
 inability to expel: *Calc. fluor.*
 involuntary: *Natr. mur.*
 jellylike masses: *Natr. phos.*
 knotty: *Natr. sulph.*

Stools : light colored : *Kali mur.*

loose, morning : *Natr. mur., Natr. sulph.*

noisy : *Calc. phos.*

offensive : *Kali phos., Calc. phos.*

painful : *Ferr. phos.*

pale yellow : *Kali mur.*

purulent : *Calc. sulph., Calc. phos.*

putrid odor : *Kali phos.*

recede when partly expelled : *Silicea.*

rice water : *Kali phos.*

scanty : *Natr. phos.*

slimy : *Kali mur., Natr. mur., Kali sulph., Calc. sulph., Calc. phos.*

sour smelling : *Natr. phos.*

sputtering : *Calc. phos.*

streaked with blood : *Natr. sulph., Calc. sulph.*

sudden : *Ferr. phos.*

undigested food : *Ferr. phos., Calc. phos.*

watery : *Ferr. phos., Natr. mur., Natr. sulph., Calc. sulph., Magnes. phos., Kali sulph., Calc. phos.*

white : *Kali mur., Natr. mur.*

yellow : *Kali sulph.*

Straining at stool : *Natr. phos.*

Summer complaint in teething children : *Calc. phos.*

Tabes mesenterica : *Calc. phos.*

Torpidity, complete, of liver : *Kali mur.*

Tympanites : *Kali sulph.*

in bilious fever : *Natr. sulph.*

Typhlitis : *Ferr. phos., Kali mur., Natr. sulph.*

Typhoid fever : *Kali sulph., Kali phos., Kali mur., Calc. phos.*

Typhus with constipation : *Kali mur.*

Undigested stools : *Ferr. phos., Calc. phos.*

Ulcers, intestinal : *Calc. sulph.*

Wartlike eruptions on anus : *Natr. sulph.*

Weakness in epigastrium : *Kali phos.*

Worms intestinal : *Natr. phos., Ferr. phos., Calc. phos.*

long : *Natr. phos.*

thread : *Natr. phos., Kali mur., Ferr. phos.*

Urinary Symptoms.

Atony of bladder : *Natr. phos.*

Bladder, atony of : *Natr. phos.*

- Bladder**, catarrh of: *Natr. mur.*
stone in: *Calc. phos.*
- Bleeding from urethra**: *Kali phos.*
- Bright's disease**; for albumen: *Calc. phos., Kali phos.*
febrile disturbance: *Ferr. phos.*
- Burning after urination**: *Natr. mur.*
- Calculous phosphates** in urine: *Calc. phos.*
- Cutting after urination**: *Natr. mur.*
pains in urethra: *Calc. phos.*
neck of bladder: *Calc. phos.*
- Cystitis**, acute cases: *Ferr. phos., Kali mur.*
chronic: *Kali mur.*
suppurating: *Calc. sulph.*
with asthenic conditions: *Kali sulph.*
- Diabetes mellitus**: *Calc. phos., Ferr. phos., Kali mur., Natr. phos., Natr. sulph.*
- Enuresis**, diurnal: *Ferr. phos.*
in children: *Silicea.*
old people: *Calc. phos.*
nocturnal: *Magnes. phos.*
- Frequent urging** to urinate: *Calc. phos.*
urination: *Kali phos., Natr. phos.*
- Gravel**: *Calc. phos., Natr. sulph., Magnes. phos., Silicea.*
- Hæmaturia** from scurvy: *Natr. mur.*
- Incontinence of urine**: *Calc. phos.*
from weakness of sphincter: *Ferr. phos.*
nervous debility: *Kali phos.*
paralysis of sphincter: *Kali phos.*
in children with acidity: *Natr. phos.*
- Increased urine**: *Calc. phos.*
- Irritation at neck of bladder**: *Ferr. phos.*
- Ischuria**: *Ferr. phos.*
- Kidneys**, inflammation effects of: *Kali mur.*
suppuration of: *Silicea.*
- Lithic deposits** in urine: *Natr. sulph.*
- Nephritis scarlatinosa**: *Calc. sulph.*
- Nocturnal enuresis**: *Magnes. phos.*
- Pains**, cutting in urethra: *Calc. phos.*
neck of bladder: *Calc. phos.*
- Paretic conditions**: *Kali phos.*
- Polyuria**, simplex: *Natr. mur., Ferr. phos., Natr. sulph., Natr. phos.*

- Polyuria**, with waterbrash: *Natr. mur.*
Secretion of urine excessive: *Ferr. phos., Natr. sulph.*
Spasmodic retention of urine: *Magnes. phos.*
Stone in the bladder: *Calc. phos.*
Suppression of urine: *Ferr. phos.*
Urging to urinate frequent: *Ferr. phos.*
Urethra, bleeding from: *Kali phos.*
Urine, brickdust sediment: *Natr. sulph.*
 calculous phosphates in: *Calc. phos.*
 dark colored: *Kali mur., Natr. phos.*
 flocculent sediment in: *Calc. phos.*
 gravel in: *Calc. phos., Magnes. phos., Natr. sulph., Silicea.*
 increased: *Calc. phos.*
 loaded with bile: *Natr. sulph.*
 mucus: *Silicea.*
 pus: *Silicea.*
 lithic deposits in: *Natr. sulph.*
 sandy deposit in: *Natr. sulph.*
 secretion excessive: *Ferr. phos.*
 spasmodically retained: *Magnes. phos.*
 uric acid, excess of: *Kali mur., Silicea.*
Urination, scalding on: *Kali phos.*
Vesical neuralgia: *Magnes. phos.*
Wetting of bed in children: *Calc. phos.*

Male Sexual Organs.

- Balanitis**: *Kali sulph.*
Bubo: *Calc. sulph., Kali mur., Ferr. phos., Kali phos.*
Caries, syphilitic: *Silicea.*
Chancre, hard: *Calc. fluor.*
 phagedenic: *Kali phos.*
 soft: *Kali mur.*
Chronic syphilis: *Silicea, Natr. mur.*
Condylomata, syphilitic: *Natr. sulph.*
Desire, sexual, gone: *Natr. phos.*
Discharge of prostatic fluid: *Natr. mur.*
Emissions, nightly: *Natr. phos.*
 with chilliness: *Natr. mur.*
 without dreams: *Natr. phos.*
Epididymitis: *Ferr. phos.*

Erethism, sexual : *Silicea*.

Gleet : *Natr. mur.*, *Kali sulph.*

combined with eczema : *Kali mur.*

Gonorrhœa, after injections of nitrate of silver : *Natr. mur.*

chronic : *Natr. mur.*, *Natr. sulph.*

discharge bloody : *Kali phos.*

greenish : *Kali sulph.*, *Natr. sulph.*

purulent : *Calc. sulph.*

sanious : *Calc. sulph.*

slimy : *Kali sulph.*, *Natr. mur.*

transparent : *Natr. mur.*

yellow : *Kali sulph.*

watery : *Natr. mur.*

inflammatory stage : *Ferr. phos.*

interstitial exudation in : *Kali mur.*

scalding in : *Natr. mur.*

subcutaneous exudation : *Kali mur.*

suppressed : *Natr. sulph.*

swelling in : *Kali mur.*

with anæmia : *Calc. phos.*

Hydrocele : *Silicea*, *Calc. fluor.*, *Calc. phos.*

Induration of testicles : *Calc. fluor.*

Itching of scrotum : *Silicea*, *Calc. phos.*

Loss of pubic hair : *Natr. mur.*

Masturbation : *Calc. phos.*

Necrosis, syphilitic : *Silicea*.

Nodes in tertiary syphilis : *Silicea*.

Œdema, preputial : *Natr. sulph.*

scrotal : *Natr. sulph.*, *Natr. mur.*

Orchitis : *Calc. phos.*, *Ferr. phos.*

from suppressed gonorrhœa : *Kali mur.*

Phagedenic chancres : *Kali phos.*

Preputial œdema : *Natr. sulph.*

Prostate, enlarged : *Natr. sulph.*

inflammation, suppurative : *Silicea*.

Scrotal œdema : *Natr. sulph.*, *Natr. mur.*

Scrotum, itching of : *Silicea*.

sweating of : *Silicea*.

Seminal emissions without dreams : *Natr. phos.*

with chilliness : *Natr. mur.*

Sexual desire gone : *Natr. phos.*

- Sexual erethism: *Silicea*.
 Spermatorrhœa: *Calc. sulph.*
 Suppurating prostatitis: *Silicea*.
 Sweat on scrotum: *Silicea*.
 Sycosis: *Natr. sulph.*
 Syphilis, chronic: *Silicea, Kali mur., Calc. fluor.*
 evening aggravations in: *Kali sulph.*
 nodes in tertiary: *Silicea*.
 suppurating stage: *Calc. sulph.*
 Testicles indurated: *Calc. fluor.*
 swelling of: *Calc. phos.*
 Varicocele, pain in testes: *Ferr. phos.*
 Voluptuous feelings in genitals: *Calc. phos.*

Female Organs.

- After menses: headache: *Natr. mur.*
 Amenorrhœa: *Kali mur., Kali phos.*
 Backache with uterine pains: *Calc. phos.*
 Bearing down pains: *Calc. fluor.*
 Before menses labor-like pains: *Calc. phos.*
 nosebleed: *Natr. sulph.*
 pain: *Magnes. phos.*
 sadness: *Natr. mur.*
 Burning in uterus: *Natr. mur.*
 vagina after urinating: *Natr. mur.*
 Chlorosis: *Calc. phos., Ferr. phos., Natr. mur.*
 Chronic congestion of uterus: *Kali mur.*
 Congestion, excessive, at periods: *Ferr. phos.*
 Cutting in the uterus: *Natr. mur.*
 Displacements of the uterus: *Calc. fluor.*
 with rheumatic pains: *Calc. phos.*
 Dragging in uterine region: *Calc. fluor.*
 Dryness of the vagina: *Natr. mur., Ferr. phos.*
 During menses, headache: *Natr. mur.*
 labor-like pains: *Calc. phos.*
 Dysmenorrhœa: *Calc. phos., Kali phos., Magnes. phos.*
 as a preventative: *Ferr. phos.*
 with vomiting of undigested food: *Ferr. phos.*
 Flooding: *Calc. fluor.*
 Great dryness of vagina: *Natr. mur., Ferr. phos.*

Hypertrophy of uterus: *Kali mur.*

Hysteria: *Kali phos.*

Icy coldness at commencement of flow: *Silicea.*

Itching of vulva: *Natr. mur.*

Leucorrhœa: acid: *Natr. phos.*

acid: *Silicea, Kali phos.*

albuminous mucus: *Calc. phos.*

creamy: *Natr. mur.*

greenish: *Kali sulph.*

honey colored: *Natr. phos.*

irritating: *Natr. mur.*

itching: *Silicea.*

like white of egg: *Calc. phos.*

mild: *Kali mur.*

milky: *Kali mur.*

profuse: *Silicea.*

scalding: *Kali phos., Natr. mur.*

slimy: *Kali sulph.*

smarting: *Natr. mur.*

sour smelling: *Natr. phos.*

thick: *Kali mur.*

watery: *Natr. mur., Natr. phos., Kali sulph.*

white: *Kali mur.*

worse mornings: *Calc. phos.*

yellow: *Kali sulph.*

Loss of hair from pubes: *Natr. mur.*

Menses: acrid: *Natr. sulph.*

after headache: *Natr. mur.*

before, labor-like pains: *Calc. phos.*

nosebleed: *Natr. sulph.*

pain: *Magnes. phos.*

sadness: *Natr. mur.*

black: *Kali mur.*

blackish-red: *Kali phos.*

bright red: *Calc. phos., Ferr. phos.*

checked: *Kali mur.*

chilliness with: *Natr. sulph.*

clotted: *Kali mur.*

copious: *Natr. mur.*

corrosive: *Natr. sulph.*

dark: *Kali mur., Calc. phos.*

- Menses:** deep red : *Kali phos.*
 delayed with headache : *Natr. mur.*
 during headache : *Natr. mur.*
 bearing down pains : *Calc. fluor.*
 colic : *Magnes. phos., Kali phos., Natr. sulph., Ferr. phos.*
 during lactation : *Calc. phos., Silicea.*
 every two weeks : *Calc. phos.*
 excessive : *Kali mur., Calc. fluor., Natr. sulph.*
 labor-like pains during : *Calc. phos.*
 lasts too long : *Kali mur., Calc. sulph.*
 not coagulated : *Kali phos.*
 pale : *Natr. phos., Natr. mur.*
 preceded by sexual excitement : *Calc. phos.*
 premature : *Kali phos., Calc. phos.*
 retention of : *Kali phos.*
 strong odor : *Kali phos.*
 suppressed : *Kali mur.*
 thin : *Kali phos., Natr. mur.*
 too early : *Kali mur., Natr. phos.*
 frequent : *Kali mur.*
 late : *Kali mur., Kali phos., Kali sulph., Calc. sulph., Calc. phos.*
 long lasting : *Kali mur., Calc. sulph.*
 profuse : *Kali phos., Natr. sulph.*
 scanty : *Kali phos., Kali sulph., Natr. mur.*
 tough discharge : *Kali mur.*
 watery : *Natr. mur.*
 with coldness like ice : *Silicea.*
 constipation : *Silicea, Natr. sulph.*
 fetid foot sweat : *Silicea.*
 great weakness : *Calc. sulph.*
 headache : *Kali sulph., Calc. sulph.*
 morning diarrhœa : *Natr. sulph.*
 rheumatic pains : *Calc. phos.*
 shortening of knee cords : *Natr. phos.*
 twitchings : *Calc. sulph.*

Menstruation. (See menses.)

Metrorrhagia : *Silicea, Kali sulph.*

Metritis, first stage : *Ferr. phos.*

Nausea during and after embrace : *Silicea.*

Nymphomania : *Silicea, Calc. fluor.*

- Ovarian neuralgia** worse on right side: *Magnes. phos.*
Prolapsus uteri relieved by sitting: *Natr. mur.*
 with sinking feelings: *Calc. phos.*
Pulsation of sexual parts: *Calc. phos.*
Sensitive vagina: *Silicea.*
Serous cysts of vagina: *Silicea.*
Sterility: *Silicea, Natr. phos.*
Throbbing in genitals: *Calc. phos.*
Ulceration of os and cervix: *Kali mur., Silicea.*
Vagina dry and hot: *Ferr. phos.*
 inflammation of: *Ferr. phos.*
 sensitive: *Silicea.*
Vaginal pruritis in old women: *Kali phos.*
Vaginal serous cysts: *Silicea.*
Vaginismus: *Ferr. phos., Magnes. phos.*
Voluptuous feelings: *Calc. phos.*
Vulva, itching of: *Natr. mur.*
 vesicular inflammation of: *Natr. sulph.*
Weakness in uterine region: *Calc. phos.*

Pregnancy and Labor.

- After-pains, weak**, due to feeble contractions: *Calc. fluor.*
Burning in mammæ: *Calc. phos.*
Childbed fever: *Kali phos., Kali mur.*
Convulsions, puerperal: *Magnes. phos.*
Cramps in the legs: *Magnes. phos.*
Decline after childbirth: *Calc. phos.*
 during pregnancy: *Calc. phos.*
Excessive expulsive efforts: *Magnes. phos.*
Fever, puerperal: *Kali mur., Kali phos.*
Knots hard in the breast: *Calc. fluor.*
Mammæ feel enlarged: *Calc. phos.*
 fistulous ulcers in: *Silicea.*
 hard lumps in: *Calc. fluor., Silicea.*
Mania, puerperal: *Kali phos.*
Mastitis: *Silicea, Calc. sulph., Kali mur., Ferr. phos.*
 discharge of brown, offensive pus: *Kali phos.*
Miscarriage threatened: *Kali phos.*
Morning sickness, vomiting of food undigested: *Ferr. phos.*
 frothy, watery phlegm: *Natr. mur.*

- Morning sickness**, vomiting of sour masses: *Natr. phos.*
white phlegm: *Kali mur.*
- Mother's milk** salty and bluish: *Calc. fluor.*
- Nipples** crack and ulcerate easily: *Silicea.*
- Pain** in feet during pregnancy: *Silicea.*
- Pains**, feeble: *Kali phos.*
ineffectual: *Kali phos.*
spasmodic: *Magnes. phos.*
tedious: *Kali phos.*
- Puerperal** convulsions: *Magnes. phos.*
fever: *Kali mur., Kali phos.*
mania: *Kali phos.*
- Scirrhus** of mammæ: *Silicea.*
- Spasmodic labor pains**: *Magnes. phos.*
- Threatened miscarriage**: *Kali phos.*
- Ulcers** of mammæ, fistulous: *Silicea.*
- Vomiting** with bitter taste: *Natr. sulph.*

Respiratory Organs.

- Abscess** of lungs: *Silicea.*
- Asthma**, bronchial: *Kali sulph., Kali mur.*
aggravated in warm season: *Kali sulph.*
from the least food: *Kali phos.*
hay: *Kali phos.*
humid: *Natr. sulph.*
when flatulence is troublesome: *Magnes. phos.*
with gastric derangements: *Kali mur.*
yellow, lumpy expectoration: *Calc. fluor.*
worse change to damp weather: *Natr. sulph.*
- Breathing** hurried: *Ferr. phos.*
oppressed: *Ferr. phos.*
short: *Ferr. phos., Kali phos.*
- Bronchitis**: *Ferr. phos., Calc. sulph., Kali mur.*
chronic: *Natr. mur., Silicea.*
expectoration yellow: *Kali sulph.*
- Burning soreness** in chest: *Ferr. phos.*
- Catch in breath**: *Ferr. phos.*
- Chest**, constriction of: *Magnes. phos.*
contraction of: *Calc. phos.*
pains aggravated by deep breathing: *Natr. phos.*
by pressure: *Natr. phos.*

Chest, pains deep seated: *Silicea*.

rattling of mucus in: *Kali sulph.*, *Natr. sulph.*

soreness, ameliorated by pressure: *Natr. sulph.*

sore to touch: *Calc. phos.*

weakness in: *Silicea*.

Coldness of feet with chest troubles: *Calc. phos.*

Congestion of lungs: *Ferr. phos.*

Cough, acute: *Kali mur.*, *Ferr. phos.*

aggravated in evening: *Kali sulph.*

barking: *Kali mur.*

chronic of consumptives: *Calc. phos.*

convulsive: *Magnes. phos.*

croupy: *Kali mur.*

dry: *Ferr. phos.*

from cold drinks: *Silicea*.

tickling in suprasternal fossa: *Silicea*.

throat: *Calc. fluor.*

trachea: *Ferr. phos.*

hard: *Ferr. phos.*, *Kali sulph.*

harsh: *Kali mur.*

hoarse: *Kali sulph.*

irritating: *Silicea*.

loose rattling: *Kali sulph.*, *Silicea*.

loud: *Kali mur.*

nervous: *Magnes. phos.*

noisy: *Kali mur.*

on lying down: *Magnes. phos.*, *Calc. fluor.*, *Silicea*.

painful: *Ferr. phos.*

paroxysmal: *Magnes. phos.*

periodical: *Natr. mur.*

short: *Ferr. phos.*, *Kali mur.*

severe in children: *Calc. sulph.*

spasmodic: *Magnes. phos.*, *Kali mur.*, *Kali phos.*, *Natr. mur.*,
Ferr. phos.

tickling: *Ferr. phos.*

whooping: *Ferr. phos.*, *Natr. mur.*, *Magnes. phos.*, *Kali sulph.*,
Calc. phos., *Kali mur.*, *Kali phos.*

with bursting headache: *Natr. mur.*

involuntary emission of urine: *Ferr. phos.*, *Natr. mur.*

sensation of goneness in chest: *Natr. sulph.*

Croup: *Ferr. phos.*, *Kali mur.*, *Calc. sulph.*, *Calc. fluor.*

Croupy hoarseness: *Kali sulph.*

Desire for cool air: *Kali sulph.*

Dyspnœa: *Ferr. phos., Natr. mur., Kali sulph., Calc. phos., Kali phos.*

during damp weather: *Natr. sulph.*

Emaciation in phthisis: *Calc. phos.*

Empyæmia: *Calc. sulph., Silicea.*

Expectoration absent: *Ferr. phos., Magnes. phos.*

clear: *Natr. mur.*

copious: *Silicea.*

coughed up with difficulty: *Natr. mur., Calc. phos., Kali mur.*

frothy: *Natr. mur., Kali phos.*

granular: *Silicea.*

greenish: *Natr. sulph., Kali sulph., Silicea.*

loose: *Natr. mur., Kali sulph.*

lumpy: *Calc. fluor.*

milky: *Kali mur.*

mucus: *Calc. fluor., Calc. phos.*

offensive: *Silicea.*

profuse: *Kali sulph.*

purulent: *Natr. sulph., Calc. sulph., Silicea.*

rattling: *Natr. mur.*

ropy: *Natr. sulph.*

sanious: *Calc. sulph.*

serous: *Natr. mur., Kali phos.*

slimy: *Kali sulph.*

thick: *Natr. sulph., Silicea, Kali mur.*

viscid: *Kali mur.*

watery: *Natr. mur., Kali sulph.*

whitish: *Kali mur.*

yellowish: *Calc. fluor., Kali sulph., Silicea, Calc. phos.*

Fistula in ano, with chest troubles: *Calc. phos., Silicea.*

Frequent hawking: *Calc. phos.*

Hæmoptysis after concussion or fall: *Ferr. phos.*

Hay fever: *Kali phos.*

Hectic fever: *Calc. sulph., Silicea, Calc. sulph.*

Heat in chest: *Ferr. phos.*

Hoarseness: *Kali phos., Natr. mur., Calc. sulph., Silicea.*

from cold: *Kali sulph., Kali mur.*

Holds chest while coughing: *Natr. mur.*

Huskiness after singing or speaking: *Ferr. phos.*

- Intercostal muscles sore:** *Natr. phos.*
Involuntary urination when coughing: *Ferr. phos., Natr. mur.*
Laryngitis: *Ferr. phos., Kali mur., Natr. mur.*
Larynx, irritated: *Ferr. phos.*
 painful: *Ferr. phos.*
 sore: *Ferr. phos.*
Mucus slips back and is swallowed: *Kali sulph.*
Night sweats profuse: *Silicea, Calc. phos.*
Œdema of lungs: *Natr. mur., Kali phos.*
Oppression of breathing: *Ferr. phos.*
Pains in chest, across: *Calc. sulph.*
 aggravated by breathing: *Natr. phos.*
 pressure: *Natr. phos.*
 left side piercing: *Natr. sulph.*
Phthisis: *Calc. sulph., Silicea, Ferr. phos., Kali mur.*
 florida: *Natr. phos.*
Pleurisy: *Ferr. phos., Natr. mur., Kali mur.*
Pneumonia: *Ferr. phos., Kali mur., Calc. sulph., Kali sulph., Silicea,*
 Natr. mur.
Profuse night sweats: *Calc. phos., Silicea.*
Rattling of mucus in chest: *Natr. sulph., Kali sulph., Kali mur.*
Shortness of breath: *Ferr. phos., Kali phos., Natr. mur., Kali*
 sulph., Calc. phos.
 on going upstairs: *Kali phos.*
Sighing, tendency to: *Natr. phos.*
Soreness of chest, relieved by pressure: *Natr. sulph.*
 to touch: *Calc. phos.*
 intercostal muscles: *Natr. phos.*
 lungs: *Ferr. phos.*
Sore pain above sternum: *Calc. phos.*
Spasmodic closure of windpipe: *Magnes. phos.*
Speaking is fatiguing: *Kali sulph.*
Stitches in sides: *Ferr. phos.*
Sudden shrill voice: *Magnes. phos.*
Suffocative feeling: *Kali sulph.*
Sweat, night: *Calc. phos., Silicea.*
 profuse about head and neck: *Calc. phos.*
Tracheitis: *Ferr. phos.*
Voice, loss of: *Ferr. phos., Kali mur.*
 from paralysis of vocal cords: *Kali phos.*
 sudden shrill: *Magnes. phos.*

- Weary feeling in pharynx :** *Kali sulph.*
Wheezing rales : *Kali mur.*
Whooping cough : *Ferr. phos., Natr. mur., Magnes. phos., Kali sulph., Calc. phos., Kali mur., Kali phos.*

Circulatory Organs.

- Action of heart intermittent :** *Kali phos.*
Anæmic conditions with heart troubles : *Kali phos.*
Aneurism : *Ferr. phos., Calc. fluor.*
Angina pectoris : *Magnes. phos., Ferr. phos., Kali phos.*
Arteritis : *Ferr. phos.*
Blood-vessels, enlargement of : *Calc. fluor.*
Carditis : *Ferr. phos.*
Chronic heart disease : *Silicea.*
Circulation sluggish : *Kali phos.*
Dilatation of blood vessels : *Calc. fluor.*
 heart : *Ferr. phos., Calc. fluor.*
Dizziness from weak heart action : *Kali phos.*
Embolism : *Kali mur.*
Endocarditis : *Ferr. phos.*
Faintness from fright or fatigue : *Kali phos.*
Heart, dilatation of : *Ferr. phos., Calc. fluor.*
 pain at base : *Natr. phos.*
Intermittent action of heart : *Kali phos.*
Lymphangitis : *Ferr. phos.*
Nævi : *Ferr. phos.*
Non-closure of foramen ovale : *Calc. phos.*
Pains at base of heart : *Natr. phos.*
Palpitation after rheumatic fever : *Kali phos.*
 violent motion : *Silicea.*
 feels pulse in different parts of body : *Natr. phos.*
 from excessive flow of blood : *Kali mur.*
 nervous : *Magnes. phos.*
 spasmodic : *Magnes. phos.*
 with anxiety : *Calc. phos., Natr. mur.*
 sleeplessness : *Kali phos.*
Pericarditis : *Ferr. phos., Kali mur., Calc. sulph.*
Phlebitis : *Ferr. phos.*
Pulse felt all over body : *Natr. mur., Natr. phos.*
 intermittent : *Natr. mur., Kali phos.*

- Pulse** irregular: *Kali phos.*
 quick: *Kali sulph., Ferr. phos.*
 rapid: *Natr. mur., Ferr. phos.*
Telangiectases: *Ferr. phos.*
Trembling about heart: *Natr. phos.*
Tumors, vascular: *Calc. fluor.*
Varicose ulcerations: *Calc. fluor.*
 veins: *Ferr. phos., Calc. fluor.*
Vascular tumors: *Calc. fluor.*

Back and Extremities.

- Aching** of limbs: *Calc. phos.*
Anchylosis of knee: *Silicea.*
Ankles pain: *Natr. phos.*
 weak: *Natr. mur., Silicea.*
Arms feel heavy: *Silicea.*
 tired: *Natr. phos.*
Arthritic rheumatism: *Natr. phos.*
 swellings: *Natr. mur.*
Back, acute pain in: *Magnes. phos.*
 boring in: *Magnes. phos.*
 carbuncles on: *Calc. sulph., Silicea.*
 cold: *Natr. mur.*
 crick in: *Ferr. phos.*
 darting in: *Magnes. phos.*
 neuralgic pains in: *Kali sulph.*
 pain in, low down: *Calc. fluor.*
 between scapulæ: *Calc. phos.*
 rheumatic pains: *Kali sulph.*
 soreness in: *Natr. sulph.*
 spasms in: *Natr. sulph.*
Backache, aggravated in the evening: *Kali sulph.*
 warm room: *Kali sulph.*
 ameliorated by lying on something hard: *Natr. mur.*
 in open air: *Kali sulph.*
 simulating spinal irritation: *Calc. fluor.*
Blistering festers on fingers: *Natr. mur.*
Bowlegs in children: *Calc. phos.*
Bruised feeling all over: *Kali phos.*
 pain in back: *Natr. sulph.*

- Bunions** : *Kali mur.*
Burning of soles : *Calc. sulph.*
Bursæ : *Calc. phos., Calc. fluor.*
Carbuncles on the back : *Calc. sulph., Silicea.*
Caries of bones of extremities : *Silicea.*
Cervical glands enlarged : *Kali mur.*
 indurated : *Calc. fluor.*
Chilblains : *Kali mur., Kali phos.*
Chronic swelling of legs : *Kali mur.*
Coldness in back and extremities : *Natr. mur.*
Contraction of extensors : *Natr. phos.*
Coccyx hurts after riding : *Silicea.*
Cracking of joints : *Calc. fluor., Natr. mur., Natr. sulph.*
 tendons : *Kali mur., Ferr. phos.*
Cramps in extremities : *Kali sulph.*
Crawling in the limbs : *Calc. phos.*
Creeping in the limbs : *Calc. phos.*
Crick in the back : *Ferr. phos.*
Dragging down in back : *Calc. fluor.*
Elbow-joint swollen : *Calc. fluor.*
Emaciation of neck in children : *Natr. mur., Calc. phos.*
Excruciating pains in joints : *Magnes. phos.*
Exostoses on fingers : *Calc. fluor.*
Extensors, contraction of : *Natr. phos.*
Feet, tender : *Silicea.*
 tired : *Silicea.*
 tonic spasms of : *Silicea.*
Felon : *Calc. sulph., Ferr. phos., Silicea, Natr. sulph.*
Fetid perspiration of feet : *Silicea.*
Finger-joints enlarged : *Calc. fluor.*
 inflamed : *Natr. phos., Ferr. phos.*
Fistulous ulcers : *Silicea.*
Fungoid inflammation of joints : *Kali sulph.*
Ganglion at back of wrist : *Calc. fluor.*
Glands, cervical, enlarged : *Kali mur.*
 indurated : *Calc. fluor.*
Goitre : *Calc. fluor.*
Gout, acute : *Natr. sulph., Ferr. phos.*
 chronic : *Natr. sulph.*
 enlargement of joints by : *Calc. fluor.*

- Gout**, pains in : *Kali mur.*, *Natr. mur.*
 periodical attacks of : *Natr. mur.*
 rheumatic, aggravated at night : *Calc. phos.*
- Hamstrings**, sore : *Natr. phos.*
- Hands** fall asleep : *Calc. phos.*
 feel heavy : *Silicea.*
 get stiff while writing : *Kali mur.*, *Natr. phos.*
 involuntary shaking of : *Magnes. phos.*
 spasms of : *Silicea.*
 tremble : *Natr. sulph.*
- Hangnails** : *Natr. mur.*
- Hips**, pains in : *Kali phos.*
 left, stitches in : *Natr. sulph.*
- Hip-joint disease** : *Calc. sulph.*, *Kali mur.*, *Ferr. phos.*, *Silicea.*
- Housemaid's knee** : *Calc. phos.*
- Idiopathic softening** of spinal cord : *Kali phos.*
- Indurated** cervical glands : *Calc. fluor.*
- Inflammation** of joints : *Magnes. phos.*, *Kali sulph.*, *Ferr. phos.*
 fungoid : *Kali sulph.*
 knee-joint : *Calc. fluor.*
- Ingrowing toenails** : *Silicea.*
- Involuntary jerkings** during sleep : *Natr. mur.*
 shaking of hands : *Magnes. phos.*
- Itching** of legs : *Kali mur.*
 soles : *Calc. sulph.*
- Joints**, chronic rheumatism of : *Natr. mur.*, *Calc. phos.*
 cracking in : *Calc. fluor.*
 gouty enlargements of : *Calc. fluor.*
 sore pain in : *Natr. phos.*
 swelling around : *Kali mur.*
- Knees**, chronic synovitis of : *Silicea.*
 inflamed : *Calc. fluor.*
 pain : *Natr. phos.*
- Lameness**, from cold : *Ferr. phos.*
 paralytic : *Kali phos.*
 rheumatic : *Kali phos.*
- Legs** give way while walking : *Natr. phos.*
- Limbs** feel tired : *Silicea.*
 itch : *Kali mur.*
 neuralgic pains in : *Magnes. phos.*, *Kali sulph.*
- Locomotor ataxia** : *Natr. sulph.*

- Lumbago** from strains: *Calc. fluor.*, *Calc. phos.*
- Meningitis**, spinal: *Natr. sulph.*
- Motion** aggravates pains: *Kali mur.*
ameliorates pains: *Kali sulph.*
- Muscular weakness**: *Kali phos.*
- Nails**, crippled and brittle: *Silicea.*
pains at roots of: *Calc. phos.*
- Nape**, drawing in: *Natr. sulph.*
pains in: *Magnes. phos.*, *Kali sulph.*
- Neck**, emaciated, in children: *Natr. mur.*, *Calc. phos.*
stiff from cold: *Ferr. phos.*
- Neuralgic pains** in limbs: *Magnes. phos.*, *Kali sulph.*
- Numbness** of limbs: *Calc. phos.*
- Œdema** of feet: *Natr. mur.*
- Osseous tumors**: *Calc. fluor.*
- Oversensitiveness** of spine: *Natr. mur.*
- Pains in back or extremities**, aching between scapulæ: *Calc. phos.*
acute: *Magnes. phos.*
aggravated by exertion: *Kali phos.*
fatigue: *Kali phos.*
motion: *Kali mur.*, *Ferr. phos.*
warmth of bed: *Kali mur.*
in the evening: *Kali sulph.*
warm weather: *Kali sulph.*
when rising: *Kali phos.*
ameliorated by gentle motion: *Kali phos.*
in open air: *Kali sulph.*
- boring: *Magnes. phos.*
darting: *Magnes. phos.*
in shin bones: *Calc. phos.*
lightning like: *Kali mur.*
low down in back: *Calc. fluor.*
neuralgic: *Kali sulph.*, *Magnes. phos.*
periodical: *Kali sulph.*
rheumatic: *Kali sulph.*
shifting: *Magnes. phos.*, *Kali sulph.*
shoulders: *Silicea.*
suddenly go to heart: *Natr. phos.*
through feet: *Silicea.*
- Paralytic lameness**: *Kali phos.*
tendency: *Kali phos.*

- Paralysis agitans** : *Magnes. phos.*
Panaritium : *Calc. sulph., Ferr. phos., Silicea, Natr. sulph.*
Phalanges easily dislocated : *Calc. fluor.*
Proud flesh : *Silicea, Kali mur.*
Psoas abscess : *Silicea.*
Rheumatic fever : *Kali mur., Ferr. phos.*
 gouty pains : *Kali mur.*
 lameness : *Kali phos.*
Rheumatism, acute : *Calc. phos., Calc. sulph., Kali phos., Ferr. phos., Kali mur.*
 aggravated by change of weather : *Calc. phos.*
 exertion : *Kali phos.*
 fatigue : *Kali phos.*
 heat or cold : *Calc. phos.*
 warmth of bed : *Kali mur.*
 in the morning : *Kali phos.*
 ameliorated by gentle motion : *Kali phos.*
 articular : *Ferr. phos., Kali mur.*
 chronic : *Calc. sulph., Kali mur., Natr. mur., Kali phos., Natr. sulph.*
 felt during motion : *Ferr. phos., Kali mur.*
 of joints, violent pains : *Magnes. phos., Kali sulph.*
 muscular : *Ferr. phos.*
 subacute : *Ferr. phos.*
Sciatica : *Magnes. phos., Kali phos., Natr. sulph.*
Sensation of ants creeping over parts : *Calc. phos.*
Shifting pains in back : *Magnes. phos., Kali sulph.*
Slow in learning to walk : *Calc. phos.*
Soles burn : *Calc. sulph., Natr. sulph.*
 drawing in : *Kali phos.*
 itch : *Calc. sulph.*
Soreness between shoulders : *Silicea.*
Spina bifida : *Calc. phos., Ferr. phos.*
 ventosa : *Calc. fluor.*
Spinal cord, softening of : *Kali phos.*
 curvature : *Calc. phos., Silicea.*
 irritation : *Calc. phos., Silicea.*
 meningitis : *Natr. sulph.*
 oversensitiveness : *Natr. mur.*
Stiffness of body : *Natr. mur., Kali phos.*
 after rest : *Kali phos.*

- Stiffness of body from cold: *Ferr. phos.*
 Stiff neck from cold: *Ferr. phos.*
 Strains of ligaments or tendons: *Ferr. phos.*
 Stumbles easily: *Kali phos.*
 Suppurating wounds: *Calc. sulph., Silicea.*
 Sweat of axillæ or feet offensive: *Silicea.*
 Swelling of legs, chronic: *Kali mur.*
 Synovitis, chronic: *Silicea.*
 Tenalgia crepitans: *Ferr. phos., Kali mur.*
 Toenails grow in: *Silicea.*
 Tonic spasms of hands, feet or toes: *Silicea.*
 Ulcers of extremities: *Kali mur.*
 indolent: *Silicea.*
 Weakness, general: *Natr. mur., Natr. phos.*
 Weariness: *Natr. mur.*
 Whitlow: *Calc. sulph., Ferr. phos., Silicea, Natr. sulph.*
 Wounds suppurating: *Calc. sulph., Silicea.*
 Wrists ache: *Natr. phos., Ferr. phos.*

Nervous Symptoms.

- Anæmia, spinal: *Kali phos.*
 Atrophic paralysis: *Kali phos.*
 Ball, sensation of, in throat: *Kali phos.*
 Bladder, paralysis of: *Kali phos.*
 Chorea: *Natr. mur., Magnes. phos.*
 from worms: *Silicea.*
 with retarded stools: *Natr. sulph.*
 Clenched fingers or fists: *Magnes. phos.*
 Congestive neuralgia: *Ferr. phos.*
 Contortions of the limbs: *Magnes. phos.*
 Convulsions during development: *Calc. phos.*
 in teething children: *Ferr. phos., Calc. phos.*
 with stiffness: *Magnes. phos.*
 Cramps, writer's or violin player's: *Magnes. phos.*
 Crawling sensation, as of ants: *Calc. phos.*
 Creeping paralysis: *Kali phos.*
 Depression, nervous: *Kali phos.*
 Easily fatigued: *Natr. mur.*
 Epilepsy after suppressed eruptions: *Kali mur.*
 from fright: *Kali phos.*

- Epilepsy** from vicious habits: *Magnes. phos.*
 occurring at night: *Silicea.*
 with rush of blood to head: *Ferr. phos.*
- Exhaustion**, nervous: *Kali phos.*
 with colic: *Natr. sulph.*
 erethism: *Silicea.*
- Facial paralysis**: *Kali phos.*
- Failure of strength**: *Kali phos.*
- Fingers clenched**: *Magnes. phos.*
- Globus hystericus**: *Kali phos.*
- Hands tremble** when writing: *Natr. sulph., Magnes. phos.*
- Hemiplegia**: *Kali phos.*
- Hiccough**: *Natr. mur., Magnes. phos.*
- Hysteria** from sudden emotions: *Kali phos.*
 obstinate: *Silicea.*
 with debility: *Natr. mur.*
- Infantile paralysis**: *Kali phos.*
- Inflammtory neuralgia**: *Ferr. phos.*
- Involuntary movements**: *Magnes. phos.*
- Languor**: *Cac. sulph.*
- Lockjaw**: *Magnes. phos.*
- Loss of motor power**: *Kali phos.*
- Nervous exhaustion**: *Kali phos., Natr. phos.*
- Neuralgia**, congestive: *Ferr. phos.*
 inflammatory: *Ferr. phos.*
 intercostal: *Magnes. phos.*
 occurring at night: *Magnes. phos., Calc. phos.*
 obstinate: *Silicea.*
 of anus: *Calc. phos.*
 recurring: *Natr. mur., Calc. phos.*
 shifting: *Kali sulph.*
- Paralysis agitans**: *Magnes. phos.*
 atrophic: *Kali phos.*
 coming on suddenly: *Kali phos.*
 creeping: *Kali phos.*
 facial: *Kali phos.*
 from tabes dorsalis: *Silicea.*
 infantile: *Kali phos.*
 locomotor: *Kali phos.*
 of any part: *Kali phos., Natr. mur.*
 bladder: *Kali phos.*

- Sciatica** : *Kali phos., Magnes. phos., Ferr. phos.*
Sensation of ball in throat : *Kali phos.*
Sensitive to noise and light : *Kali phos.*
Singultus : *Natr. mur., Magnes. phos.*
Shootings along nerves : *Natr. mur.*
Spasms from slight provocation : *Silicea.*
 spread from solar plexus : *Silicea.*
 tetanic : *Magnes. phos., Calc. phos.*
Spinal anæmia : *Kali phos.*
Squinting from worms : *Natr. phos.*
Stiffness : *Kali phos., Magnes. phos.*
Tabes dorsalis : *Kali mur.*
Teeth clenched : *Magnes. phos.*
Tetanic spasms : *Magnes. phos.*
Thumbs drawn in : *Magnes. phos.*
Tired feeling : *Natr. sulph., Natr. phos.*
Tic douloureux : *Ferr. phos.*
Trembling of the body : *Natr. phos., Natr. sulph.*
Twitchings : *Calc. sulph.*
 of hands during sleep : *Natr. sulph., Magnes. phos.*
 of facial muscles from worms : *Natr. phos.*
Weakness : *Calc. sulph., Calc. fluor.*
Weary feeling : *Natr. sulph., Calc. phos.*
Writer's cramps : *Magnes. phos.*

Sleep and Dreams.

- Children cry out during sleep** : *Calc. phos.*
Desire to sleep constant : *Natr. mur.*
Dreams, anxious : *Natr. mur.*
 heavy : *Natr. sulph.*
 of convulsions from fright : *Calc. sulph.*
 robbers : *Natr. mur.*
 vivid : *Kali sulph., Calc. fluor.*
Drowsiness : *Natr. sulph., Natr. phos.*
 in old people : *Calc. phos.*
During sleep children cry out : *Calc. phos.*
 jerking of limbs : *Silicea.*
Excessive sleep : *Natr. mur.*
Falls asleep while sitting : *Natr. phos.*
Feels tired in the morning : *Natr. mur.*

Hard to awaken in the morning: *Calc. phos.*

Insomnia *Natr. mur.*

from exhaustion: *Magnes. phos.*

Jerking of limbs during sleep: *Silicea.*

Restless sleep: *Natr. phos.*

Sleeplessness: after worry: *Kali phos.*

excitement: *Kali phos.*

from business worry: *Kali phos.*

exhaustion: *Magnes. phos.*

hyperæmia: *Ferr. phos.*

orgasm of blood: *Silicea.*

nervous irritation: *Natr. mur.*

Sleep excessive: *Natr. mur.*

restless: *Natr. phos.*

unrefreshing: *Natr. mur.*

Somnambulism: *Kali phos.*

Spasmodic yawning: *Magnes. phos.*

Stretching: *Kali phos.*

Tired in the morning on awaking: *Natr. mur.*

Unrefreshing sleep: *Natr. mur.*

Vivid dreams: *Kali sulph.*

with sense of danger: *Calc. fluor.*

Wakeful at night: *Calc. sulph.*

Yawning, hysterical: *Kali phos.*

spasmodic: *Magnes. phos.*

Febrile Symptoms.

Ague: *Natr. sulph.*

Bilious fever: *Natr. phos.*

Blisters, fever, on lips: *Natr. mur.*

Brain fever: *Kali phos.*

Camp fever: *Kali phos.*

Catarrhal fever: *Ferr. phos.*

Chilliness: *Silicea, Calc. phos.*

Chill from morning till noon: *Natr. mur.*

Cold sweat: *Kali sulph., Calc. phos.*

Enteric fever: *Kali sulph., Kali mur., Ferr. phos., Kali phos.*

Feet icy cold: *Natr. phos.*

Fever, attacks of: *Calc. fluor.*

bilious: *Natr. sulph.*

- Fever, brain :** *Kali phos.*
 camp : *Kali phos.*
 catarrhal : *Ferr. phos.*
 enteric : *Kali sulph., Kali mur., Ferr. phos., Kali phos.*
 from blood poisoning : *Kali sulph.*
 gastric : *Kali sulph., Kali mur., Ferr. phos., Kali phos.*
 hay : *Natr. mur., Kali phos.*
 hectic : *Silicea., Calc. sulph.*
 inflammatory : *Ferr. phos.*
 intermittent : *Magnes. phos., Kali mur., Natr. mur., Natr. phos., Ferr. phos., Kali phos., Natr. sulph., Calc. phos.*
 malignant : *Kali phos.*
 nervous : *Kali phos.*
 puerperal : *Kali mur.*
 putrid : *Kali phos.*
 remittent : *Natr. sulph.*
 rheumatic : *Kali mur., Natr. mur., Ferr. phos.*
 scarlet : *Kali sulph., Kali mur., Natr. mur., Ferr. phos., Kali phos.*
 typhoid : *Kali sulph., Kali mur., Natr. mur., Ferr. phos., Kali phos.*
 typhus : *Calc. sulph., Kali mur., Natr. mur., Ferr. phos.*
 yellow : *Natr. sulph.*
- Gastric fever :** *Kali sulph., Kali mur. Kali phos., Ferr. phos.*
- Hay fever :** *Natr. mur., Kali phos.*
- Hectic fever :** *Silicea, Calc. sulph.*
- Inflammatory fevers :** *Ferr. phos.*
- Intermittent fever :** *Kali mur., Natr. sulph.*
 after quinine : *Natr. mur.*
 chronic : *Calc. phos.*
 with acid vomiting : *Natr. phos.*
 cramps : *Magnes. phos.*
 debilitating perspiration : *Kali phos.*
 vomiting of food : *Ferr. phos.*
- Malignant fevers :** *Kali phos.*
- Nervous fevers :** *Kali phos.*
- Night sweats, profuse :** *Natr. mur., Calc. phos.*
- Perspiration about head :** *Silicea.*
 cold : *Kali sulph.*
 debilitating : *Kali phos.*
 fetid : *Kali phos.*
 profuse : *Kali phos.*
 sour and acid : *Natr. phos.*

- Perspiration while eating: *Kali phos.*
 Petechiæ: *Kali phos.*
 Puerperal fever: *Kali mur.*
 Putrid fevers: *Kali phos.*
 Remittent fever: *Natr. sulph.*
 Rheumatic fever: *Ferr. phos., Kali mur., Natr. mur.*
 Rigors: *Ferr. phos.*
 Scarlet fever: *Kali sulph., Kali mur., Ferr. phos., Natr. mur., Kali phos.*
 as preventative: *Kali mur.*
 Sweat about head: *Silicea.*
 cold: *Kali sulph.*
 debilitating: *Kali phos.*
 fetid: *Kali phos.*
 night, profuse at: *Natr. mur., Calc. phos.*
 profuse: *Kali phos.*
 sour and weakening: *Natr. phos., Natr. mur.*
 while eating: *Kali phos.*
 Temperature rises during evening: *Kali sulph.*
 Typhoid fever: *Kali sulph., Kali mur., Natr. mur., Ferr. phos., Kali phos.*
 Typhus fever: *Calc. sulph., Kali mur., Natr. mur., Ferr. phos.*
 Yellow fever: *Natr. sulph.*

Skin.

- Abscess, fistulous: *Silicea.*
 Acne, *Ferr. phos., Kali mur., Silicea.*
 rosacea: *Calc. phos.*
 Anæmic eruptions: *Calc. phos.*
 Beard falls out: *Natr. mur.*
 Blebs on skin: *Natr. sulph., Kali phos., Natr. mur.*
 Blisters on skin: *Kali phos., Natr. mur., Kali mur.*
 Bunions: *Kali mur.*
 Burns: *Kali mur., Calc. sulph.*
 Chafed skin: *Calc. phos., Natr. sulph., Natr. phos., Kali sulph.*
 from rubbing: *Kali phos.*
 Chaps: *Calc. fluor.*
 Chicken-pox: *Ferr. phos.*
 Chilblains: *Kali phos., Kali mur., Calc. sulph., Silicea.*
 Chronic skin diseases: *Natr. mur.*

- Cracks** on skin: *Calc. fluor.*
- Crawling sensation** on skin: *Kali phos.*
- Crusta lactea**: *Natr. phos., Kali mur., Calc. sulph., Silicea.*
- Dandruff**: *Natr. mur.*
- Desquamation**, to promote: *Kali sulph.*
- Eczema** after vaccination: *Kali mur.*
- from eating too much salt: *Natr. mur.*
- in the bends of joints: *Natr. mur.*
- squamosum: *Silicea.*
- suddenly suppressed: *Kali sulph.*
- with fine scales: *Natr. mur.*
- oversensitive: *Kali phos.*
- symptoms of acidity: *Natr. phos.*
- vesicles, whitish: *Kali mur.*
- yellow greenish secretions: *Kali sulph.*
- watery vesicles: *Natr. sulph.*
- white scabs: *Calc. phos.*
- Epithelial cancers**: *Kali sulph.*
- Eruptions**, anæmic: *Calc. phos.*
- gouty: *Calc. phos.*
- herpetic: *Calc. sulph.*
- miliary: *Natr. mur.*
- on flexor surfaces: *Natr. mur.*
- scrofulous: *Calc. phos., Silicea.*
- suddenly receding: *Kali sulph.*
- with stomach and menstrual affections: *Kali mur.*
- Erysipelas**, blistering: *Kali sulph.*
- deep seated: *Silicea.*
- occasional: *Calc. fluor.*
- phlegmonous: *Silicea.*
- rose: *Ferr. phos.*
- smooth, red and shining: *Natr. sulph.*
- vesicular: *Kali mur.*
- Erythema**: *Natr. phos., Kali mur.*
- Excoriations**: *Calc. phos.*
- Excrecences**, sycotic: *Natr. sulph.*
- Exudations**, albuminous: *Calc. phos.*
- causes soreness: *Natr. phos.*
- creamy: *Natr. phos.*
- excoriating, acrid: *Natr. phos.*
- honey-colored: *Natr. phos.*

- Exudations, irritating:** *Kali phos.*
 purulent: *Calc. sulph.*
 thin, yellow and serous: *Kali sulph.*
 white, fibrinous: *Kali mur.*
- Fissures of anus:** *Calc. fluor.*
 skin: *Calc. fluor., Silicea.*
- Freckles:** *Calc. phos.*
- Fungus hæmatodes:** *Natr. mur.*
- Hair falls out:** *Kali sulph.*
- Herpes, acute:** *Calc. phos., Natr. mur., Calc. sulph.*
 chronic: *Calc. phos.*
 in palms: *Kali sulph.*
 zoster: *Natr. mur., Kali mur., Silicea.*
- Hives:** *Natr. phos.*
- Ingrowing toenails:** *Kali mur., Silicea.*
- Inflammation of skin:** *Ferr. phos.*
- Insect bites:** *Natr. mur.*
- Intertrigo:** *Natr. mur.*
- Irritating secretions:** *Kali phos.*
- Itching of skin:** *Calc. phos.*
 after violent exertion: *Natr. mur.*
 all over body: *Natr. phos.*
 senile: *Calc. phos.*
 with crawling: *Kali phos.*
 while undressing: *Natr. sulph.*
 violent: *Natr. mur.*
- Jaundiced skin:** *Natr. sulph.*
- Lupus:** *Calc. phos., Kali mur.*
- Measles:** *Ferr. phos., Kali mur., Kali sulph., Silicea.*
- Miliary eruptions:** *Natr. mur.*
- Moist skin affections:** *Natr. sulph.*
- Nails, diseased:** *Kali sulph.*
 interrupted growth: *Kali sulph.*
- Œdematous inflammations:** *Natr. sulph.*
- Palms fissured:** *Calc. fluor.*
 raw and sore: *Natr. sulph.*
- Pemphigus:** *Natr. mur., Silicea, Natr. sulph.*
 malignus: *Kali phos.*
- Pimples on skin:** *Ferr. phos., Kali mur., Calc. sulph.*
- Prurigo:** *Calc. phos.*
- Pruritis:** *Calc. phos.*

- Pruritis, vaginal: *Calc. phos.*
 Pustules: *Calc. sulph., Silicea.*
 Rhagades: *Calc. fluor., Silicea.*
 Rose rash: *Natr. phos.*
 Rubbing agreeable: *Kali phos.*
 Rupia: *Natr. mur.*
 Scarlet fever: *Ferr. phos., Kali sulph.*
 Scrofulous eruptions: *Calc. phos.*
 ulcerations: *Calc. phos.*
 Shingles: *Natr. mur., Kali mur.*
 Skin blebs on: *Natr. sulph., Kali phos., Natr. mur.*
 bleeds when scratched: *Calc. sulph.*
 blisters on: *Kali phos., Natr. mur.*
 chafed: *Calc. phos., Natr. phos., Natr. sulph., Kali sulph., Kali phos.*
 chaps on: *Calc. fluor.*
 cracks: *Calc. fluor.*
 dry: *Kali sulph.*
 golden-yellow scabs on: *Natr. phos.*
 harsh: *Kali sulph.*
 inflamed: *Ferr. phos.*
 itches: *Calc. phos., Natr. sulph., Kali phos.*
 peels off: *Kali sulph.*
 pimples on: *Ferr. phos., Kali mur., Calc. sulph.*
 scabs on: *Calc. phos., Kali phos.*
 scales on: *Natr. sulph., Natr. mur., Kali mur., Kali sulph.*
 sore: *Natr. mur.*
 tubercles on: *Calc. phos.*
 vesicles on: *Calc. phos., Natr. sulph.*
 watery vesicles: *Natr. mur.*
 wheals: *Natr. sulph., Natr. mur.*
 wrinkled: *Kali phos.*
 Small-pox: *Kali phos., Ferr. phos., Kali mur., Calc. sulph., Kali sulph., Silicea.*
 Suppression of eruptions: *Kali sulph.*
 Swelling of skin: *Natr. sulph.*
 Sycosis: *Natr. mur., Kali mur.*
 excrescences in: *Natr. sulph.*
 Tinea capitis: *Kali sulph.*
 Tingling of skin: *Kali phos.*
 Tubercles on skin: *Calc. phos.*

Ulcerations, fistulous: *Calc. fluor.*, *Silicea*.

indolent: *Calc. fluor.*

inflamed: *Ferr. phos.*

proud flesh: *Silicea*.

purulent: *Calc. sulph.*, *Silicea*.

scrofulous: *Calc. phos.*

Urticaria: *Natr. mur.*, *Natr. sulph.*

Vaginal pruritis: *Calc. phos.*

Warts in palms: *Natr. mur.*, *Kali mur.*

Watery secretions: *Natr. sulph.*, *Natr. mur.*

Wheals: *Natr. sulph.*, *Natr. mur.*

White scabs: *Calc. phos.*

scales on scalp: *Natr. mur.*

vesicles: *Calc. phos.*

Wrinkled skin: *Kali phos.*

Yellow scabs: *Calc. phos.*

scales: *Natr. sulph.*

vesicles: *Calc. phos.*, *Natr. sulph.*

Tissues.

Abscess, inflammatory: *Ferr. phos.*

swelling: *Kali mur.*

to shorten suppuration: *Calc. sulph.*

with fistulous openings: *Silicea*.

Addison's disease: *Natr. mur.*

Adynamic conditions: *Natr. mur.*, *Kali phos.*

Anæmia: *Calc. fluor.*, *Calc. phos.*, *Ferr. phos.*, *Katr. mur.*, *Kali phos.*

Anasarca: *Natr. mur.*

Atrophy: *Calc. phos.*, *Kali phos.*

Basedow's disease: *Natr. mur.*

Blows, effects of: *Kali mur.*, *Ferr. phos.*

Boils: *Silicea*, *Calc. sulph.*, *Kali mur.*, *Ferr. phos.*

tendency to: *Silicea*.

Bone, bruises on: *Calc. fluor.*

exostoses on: *Calc. phos.*

fractures of: *Calc. phos.*, *Ferr. phos.*

inflammation of soft parts about: *Ferr. phos.*

necrosis of: *Silicea*.

osteophytes: *Ferr. phos.*

rough, uneven: *Calc. fluor.*

- Bone**, suppuration of: *Calc. fluor.*, *Calc. sulph.*, *Silicea*.
 to favor deposit of lime in: *Natr. phos.*, *Calc. phos.*
 ulceration of: *Silicea*, *Calc. fluor.*
- Breasts**, knots in; *Calc. fluor.*
 tumors in: *Calc. fluor.*
- Bronchocele**: *Calc. phos.*
- Bruises**: *Calc. sulph.*, *Kali mur.*
- Burns**: *Calc. sulph.*, *Kali mur.*
- Bursæ**: *Calc. phos.*, *Calc. fluor.*
- Cancer**: *Kali phos.*, *Calc. phos.*
- Carbuncles**: *Silicea*, *Calc. sulph.*, *Kali mur.*, *Ferr. phos.*
- Chlorotic conditions**: *Natr. mur.*, *Calc. phos.*
- Cysts**: *Calc. phos.*
- Debility**: *Kali phos.*
- Diathesis**, phosphatic: *Calc. phos.*
 scrofulous: *Silicea*.
- Discharges**: See exudations.
- Dropsy**: *Silicea*, *Natr. mur.*, *Calc. phos.*
 from heart disease: *Calc. fluor.*, *Kali mur.*
 loss of blood: *Ferr. phos.*
 obstruction of bile ducts: *Kali mur.*
 weakness of heart: *Kali mur.*
 simple: *Natr. sulph.*
- Elastic fibres relaxed**: *Calc. fluor.*
- Emaciation**: *Calc. phos.*
 while living well: *Natr. mur.*
- Enchondroma**: *Silicea*.
- Encysted tumors**: *Calc. fluor.*
- Epistaxis in children**: *Ferr. phos.*
- Epithelioma**: *Kali sulph.*
- Exhaustion**: *Kali mur.*
- Exudations**, fibrinous: *Kali mur.*
 hardened: *Calc. fluor.*
 honey-colored: *Natr. phos.*
 lymph: *Kali mur.*
 offensive: *Silicea*, *Kali phos.*
 purulent: *Kali sulph.*, *Calc. sulph.*
 sanious: *Calc. sulph.*
 serous: *Kali sulph.*, *Natr. mur.*, *Calc. phos.*
 watery: *Kali sulph.*, *Natr. mur.*, *Natr. sulph.*
 yellow: *Natr. sulph.*, *Natr. phos.*

- Felons** : *Calc. sulph.*, *Ferr. phos.*, *Silicea*, *Natr. sulph.*
Follicular infiltrations : *Kali mur.*
Fungi, easily bleeding : *Silicea*.
Ganglion : *Calc. fluor.*, *Calc. phos.*
Gangrenous conditions : *Kali phos.*
Goitre : *Calc. phos.*
Glands : hardened : *Calc. fluor.*
 inflamed : *Ferr. phos.*
 scrofulous infiltration of : *Kali mur.*
 sebaceous, suppurate : *Silicea*.
 stony hard : *Calc. fluor.*
 suppurating : *Calc. sulph.*, *Silicea*.
 swelling of : *Kali mur.*
 ulceration of : *Ferr. phos.*, *Calc. sulph.*
Granulations excessive : *Calc. sulph.*
Growths osseous : *Calc. fluor.*
Hemorrhages black : *Kali mur.*
 bright red : *Ferr. phos.*
 clotted : *Kali mur.*, *Ferr. phos.*
 dark : *Kali mur.*
 not coagulating : *Kali phos.*
 septic : *Kali phos.*
 thin : *Kali phos.*
 uterine : *Calc. fluor.*
Hydrogenoid constitution : *Natr. sulph.*
Hyperæmic conditions : *Natr. mur.*
Indurations : *Calc. fluor.*
Inflammations, first stage : *Ferr. phos.*
 gangrenous : *Silicea*.
 malignant : *Silicea*.
 sero-purulent exudations : *Kali sulph.*
 stage of exudations : *Kali mur.*
Injuries, mechanical : *Ferr. phos.*
 neglected cases of : *Calc. sulph.*
Kernels and knots in breast : *Calc. fluor.*
Leucosycosis : *Natr. phos.*
Leucæmia : *Natr. phos.*, *Calc. phos.*, *Natr. sulph.*, *Kali phos.*
Malignant pustule : *Silicea*.
Mortification : *Kali phos.*
Necrosis of bone : *Silicea*.
Nodes on shin : *Calc. fluor.*

- Œdema** : *Natr. sulph.*
Offensive discharges : *Silicea.*
Ostitis : *Ferr. phos.*
Pancreatic diseases : *Calc. phos.*
Polypi : *Calc. phos.*
 soft : *Kali sulph.*
Proud flesh : *Kali mur., Silicea.*
Putrid states : *Kali phos.*
Pyæmia : *Natr. sulph.*
Rachitis : *Silicea, Calc. phos., Kali phos.*
Ranula : *Natr. mur.*
Scalds : *Calc. sulph., Kali mur.*
Scurvy : *Kali mur., Kali phos.*
Secretions, albuminous : *Calc. phos.*
 fibrinous : *Kali mur.*
 greenish : *Kali sulph.*
 honey-colored : *Natr. phos.*
 offensive : *Kali phos.*
 purulent : *Kali sulph., Calc. sulph.*
 sanious : *Calc. sulph.*
 serous : *Natr. mur.*
 watery : *Natr. mur., Natr. sulph.*
Spina bifida : *Calc. phos.*
Sprains : *Ferr. phos.*
Strumous conditions : *Kali mur.*
Suppurations, dirty foul : *Kali phos.*
 of bone : *Calc. fluor.*
 glands : *Silicea.*
 in general : *Calc. sulph., Silicea.*
 with callous edges : *Calc. fluor.*
Sycosis : *Natr. sulph.*
Tabes : *Calc. phos.*
Tissues unhealthy : *Calc. sulph.*
Tumors, albus : *Silicea, Calc. phos.*
 blood : *Calc. fluor.*
 encysted : *Calc. fluor.*
 of breast : *Calc. fluor.*
Ulceration, indolent : *Calc. fluor.*
 fistulous : *Silicea, Calc. fluor.*
 of bone : *Silicea.*
 purulent : *Silicea.*

- Ulceration** with proud flesh: *Silicea*.
Vaccination, bad effects of: *Kali mur.*
Varices: *Calc. fluor.*, *Natr. mur.*
Wasting diseases: *Kali phos.*
Wounds suppurating: *Calc. sulph.*

Modalities.

- Aggravation**, after rest: *Kali phos.*
 washing in water: *Calc. sulph.*
 working in water: *Calc. sulph.*
 at night: *Silicea*.
 by continued exercise: *Kali phos.*
 exertion: *Kali phos.*
 motion: *Kali mur.*, *Ferr. phos.*
 noise: *Kali phos.*
 rising from sitting: *Kali phos.*
 during full moon: *Silicea*.
 thunder-storm: *Natr. phos.*
 from change of weather: *Calc. phos.*
 cold: *Silicea*, *Calc. phos.*
 chilling of feet: *Silicea*.
 eating fatty food: *Kali mur.*
 rich food: *Kali mur.*
 salt plants: *Natr. sulph.*
 getting wet: *Calc. phos.*
 insect bites: *Natr. mur.*
 nitrate of silver: *Natr. mur.*
 pastry: *Kali mur.*
 quinine: *Natr. mur.*
 suppressed foot sweat: *Silicea*.
 water: *Natr. sulph.*
 in afternoon (menses): *Natr. phos.*
 cold weather: *Natr. mur.*
 damp weather: *Calc. fluor.*, *Natr. sulph.*
 evening: *Kali sulph.*, *Natr. phos.*
 heated room: *Kali sulph.*
 morning: *Natr. mur.*
 open air: *Silicea*.
 on right side: *Magnes. phos.*
 periodical: *Natr. mur.*

Aggravation, when alone: *Kali sulph.*

Amelioration, by bending double: *Magnes. phos.*

change of weather: *Natr. sulph.*

cold: *Ferr. phos.*

company: *Kali phos.*

eating: *Kali phos.*

excitement: *Kali phos.*

fomentations: *Calc. fluor.*

friction: *Magnes phos.*

gentle motion: *Kali phos.*

heat: *Silicea.*

lying down: *Calc. phos.*

on something hard: *Natr. mur.*

rubbing: *Calc. fluor.*

warmth: *Silicea, Magnes phos.*

wrapping up head: *Silicea.*

in cold open air: *Kali sulph.*

warm, dry weather: *Natr. sulph.*

warm room: *Silicea.*

Index.

Abscess, 95
Addison's disease, 97
Albuminuria, 98
Amenorrhœa, 98
Anæmia, 98
Aneurism, 100
Angina pectoris, 100
Aphonia, 100
Aphthæ, 100
Apoplexy, 100
Appetite, loss of, 100
Arthritis, 101
Ascites, 102
Asthma, 102
Atrophy, 104
Backache, 104
Bites of insects, 105
Bladder, 105
Boils, 105
Bones, diseases of, 106
Brain, 108
Brain fag, 108
Bright's disease, 110
Bronchitis, 110
Burns, 111
Calcarea fluorica, 30
Calcarea phosphorica, 23
Calcarea sulphurica, 34
Cancer, 111
Carbuncle, 111
Catarrhal troubles, 111
Cataract, 113
Chicken pox, 113
Chlorosis, 113
Cholera, 113
Chorea, 114
Clinical cases—
 abscess, 96
 anæmia, 99
 arthritis, 101
 asthma, 103
 bone diseases, 107
 brain, 108
 brain fag, 109
 catarrhal troubles, 113
 chorea, 114

Clinical cases—
 colic, 116
 constipation, 118
 cough, 119
 croup, 120
 delirium, 121
 dentition, 122
 diabetes, 122
 diarrhœa, 124
 diphtheria, 126
 dropsical affections, 128
 dysmenorrhœa, 130
 ear diseases, 133
 epilepsy, 137
 erysipelas, 137
 exophthalmic goitre, 138
 eye diseases, 141
 fevers, simple, 145
 gastric derangements, 148
 glandular affections, 150
 gonorrhœa, 151
 headache, 157
 hemorrhage, 153
 hiccough, 158
 hydrocele, 159
 intermittent fever, 162
 kidneys, affections of, 162
 labor, 163
 leucorrhœa, 164
 measles, 167
 mechanical injuries, 166
 menstruation, 171
 mental states, 169
 mouth diseases, 172
 mumps, 173
 neuralgia, 174
 phthisis, 180
 pleurisy, 181
 pneumonia, 182
 puerperal fever, 183
 rheumatism, 185
 rickets, 189
 scarlatina, 190
 sciatica, 191
 skin, diseases of, 194
 sleep, affections of, 196

- Clinical cases—
 spasms, 200
 syphilis, 202
 tonsillitis, 204
 tumors, 207
 typhoid fever, 209
 typhlitis, 210
 ulcerations, 212
 urinary disorders, 214
 veins, diseases of, 214
 vertigo, 215
 vomiting, 216
 whooping cough, 217
 women, diseases of, 220
- Cold in the head, 115
 Colic, 115
 Concussion of brain, 116
 Constipation, 117
 Consumption, 118
 Coryza, 118
 Cough, 118
 Croup, 120
 Delirium, 121
 Dentition, 121
 Diabetes mellitus, 122
 Diarrhœa, 123
 Diptheria, 125
 Dropsical affections, 128
 Dysentery, 129
 Dysmenorrhœa, 129
 Dyspepsia 130
 Ear, diseases of, 130
 Eczema, 136
 Enchondroma, 136
 Endocarditis, 136
 Enuresis, 136
 Epistaxis, 136
 Epilepsy, 136
 Erysipelas, 137
 Exophthalmic goitre, 138
 Eye, diseases of, 138
 Ferrum phosphoricum, 39
 Fevers, simple, 144
 Flatulence, 145
 Flooding, 145
 Formation of tissue cells, 12
 Gall stones, 145
 Gastric derangements, 145
 General theory, 10
 Glandular affections, 150
 Gonorrhœa, 151
 Gout, 152
 Hæmatemesis, 152
 Hæmoptysis, 152
 Headache, 154
 Health and disease, 14
 Heart, affections of, 157
 Hemorrhage, 152
 Hemorrhoids, 153
 Hepatitis, 158
 Hiccough, 158
 Hip disease, 159
 History of the tissue remedies, 9
 Hoarseness, 159
 Hydrocele, 159
 Hydrocephalus, 160
 Hysteria, 160
 Incontinence of urine, 160
 Indigestion, 160
 Inflammations in general, 160
 Inorganic constituents of cells, 12
 Insomnia, 160
 Intermittent fever, 161
 Jaundice, 162
 Kali muriaticum, 47
 Kali phosphoricum, 53
 Kali sulphuricum, 60
 Kidney affections, 162
 Labor, pregnancy, etc., 163
 Leucorrhœa, 164
 Liver, affections of, 165
 Lumbago, 165
 Magnesia phosphorica, 65
 Measles, 166
 Mechanical injuries, 165
 Meningitis, 167
 Menorrhagia, 167
 Menstruation, 170
 Mental states, 168
 Metritis, 172
 Miscarriage, 172
 Morning sickness, 172
 Mouth, diseases of, 172
 Mumps, 173
 Natrum muriaticum, 70
 Natrum phosphoricum, 77
 Natrum sulphuricum, 82
 Nephralgia, 177
 Nephritis, 177
 Neuralgia, 173
 Œdema of lungs, 177
 Ophthalmia, 177
 Orchitis, 178
 Otalgia, 178
 Otitis, 178
 Ozæna, 178
 Palpitation, 178
 Paralysis, 178
 Pertussis, 179
 Phthisis pulmonum, 179
 Pleurisy, 181
 Pneumonia, 182
 Prosopalgia, 183
 Pruritis, 183
 Puerperal fever, 183
 Relations of Biochemic and Homœo-
 pathic treatment, 17
 Repertory, 223

- Retinitis, 184
Rheumatism, 184
Rickets, 189
Scarlatina, 190
Sciatica, 191
Septicæmia, 191
Silicea, 87
Skin, diseases of, 191
Sleep, disturbances of, 196
Small-pox, 197
Sore throat, 197
Stomatitis, 198
Spine, diseases of, 198
Spinal irritation, 198
Spinal meningitis, 199
Spermatorrhœa, 199
St. Vitus' dance, 199
Spasms, convulsions, etc., 200
Sunstroke, 202
Syphilis, 202
Teething, 203
Testicles, diseases of, 203
Tinnitus aurium, 203
Tissue building, 11
Tongue, 203
Tonsillitis, 204
Toothache, 206
Tumors, 206
Typhoid fever, 208
Typhus fever, 210
Typhlitis, 210
Ulcers and ulceration, 211
Urinary disorders, 212
Vaccination, 214
Veins, diseases of, 214
Vertigo, 215
Vomiting, 215
Warts, 216
Writer's cramps, 216
Whitlow, 216
Whooping cough, 216
Women, diseases of, 217
Worms, 222
Yellow fever, 222





